










New Passenger Loading Area & Mid-Block Crossing Now Open

-  Open Access
-  Closed Access
-  Closed Access
-  Alternate Route to Pringle Entry
-  Use New Passenger Loading Zone & New Mid-block Crossing
-  Passenger Loading Zone
-  Bus Only
-  Carpool Parking
-  ADA Parking Spaces



680

Riveria Ave

Pringle Ave

Pringle Ave

N Main St

N California Blvd

Ygnacio Valley Rd

FEE

FEE & PERMIT

CLOSED South Lot

PERMIT

PERMIT

