

BART Police Internal Affairs

2010

This report contains statistical data compiled by the BART Police Office of Internal Affairs, addressing the number and nature of misconduct allegations resulting from both Citizen Issues and Administrative Investigations. Additionally, the report enumerates use of force statistics.

Annual Report

Internal Affairs Overview

The BART Police Office of Internal Affairs received 66 issues of concern from citizens with regards to police conduct during 2010.

- Of the 66 issues, 41 were reported and investigated as Formal Citizen Complaints.
- The remaining 25 issues were reported as Comments of Non-complaint and addressed through Supervisory Referrals.

There were 15 Administrative Investigations completed by the Office of Internal Affairs.

Total Incidents:

Incident Type	Count	Percent of Total
Citizen Complaints	41	51%
Comments of Non-Complaint	25	31%
Administrative Investigations	15	18%

The 41 Citizen Complaints contained a total of 93 allegations against 41 officers. Of these officers, 10 were named in more than one complaint.

Complaints received by individual officers:

Complaints per Officer	Number of Officers
1 Complaint	31 officers
2 Complaints	7 officers
3 Complaints	2 officers
5 Complaints	1 officer

Allegations Made by Citizens:

Each incident is categorized by a primary allegation which is considered to be the most serious and/or substantial allegation made against the officer. (Sustained allegations are considered to be the primary allegation over non-sustained allegations.)

The following data quantifies the primary allegations from citizen concerns in 2010:

Allegation Classification	Number of Incidents
Courtesy	19
Force	14
Neglect of Duty	9
Procedure	9
Conduct Unbecoming	6
Bias Based Policing	3
Arrest/Detention	3
Policy Complaint	2
Search/Seizure	1
Total Incidents	66

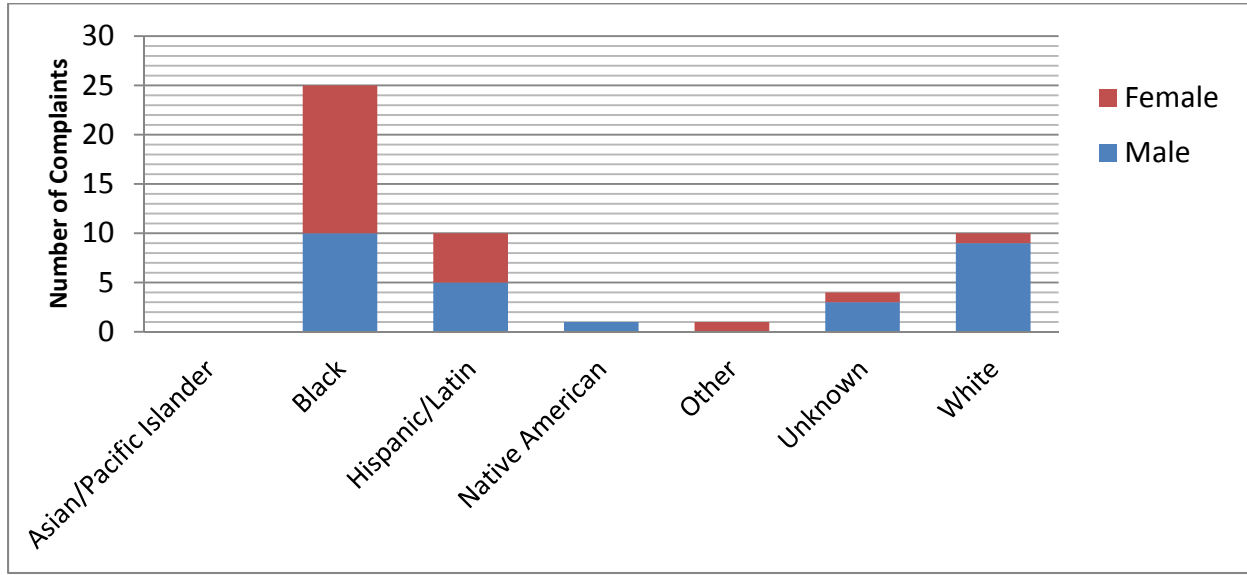
Many cases involved secondary allegation(s) in addition to the primary allegation. The following data quantifies instances of secondary allegations in relation to the primary allegation:

Primary Allegation	Number of Incidents	Secondary Allegations									
		Force	Truthfulness	Bias Based Policing	Arrest/Detention	Search/Seizure	Neglect of Duty	Conduct Unbecoming	Courtesy	Procedure	Policy Complaint
Courtesy	19									4	
Force	14		1	2	3	3	1	3	3	1	
Neglect of Duty	9							1	1		
Procedure	9	1						1	1		
Conduct Unbecoming	6								6	2	
Bias Based Policing	3				1		1	1	1		
Arrest/Detention	3										1
Policy Complaint	2										
Search/Seizure	1									1	

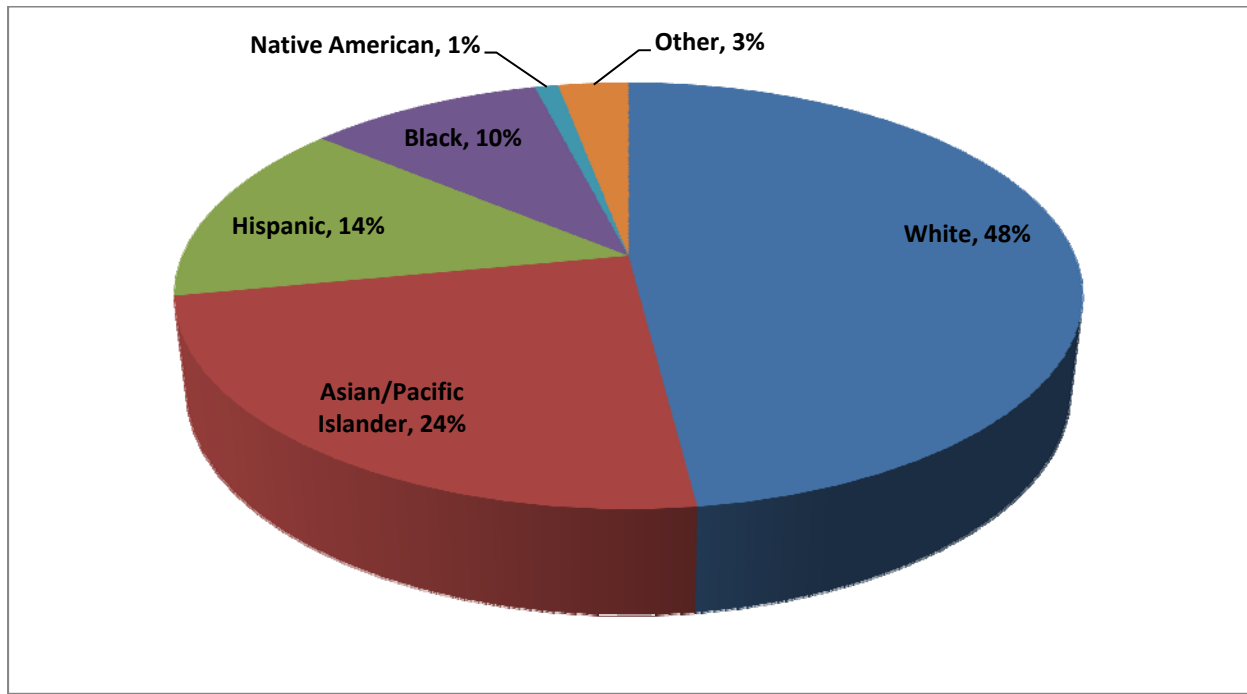
Dispositions of Allegations: All Allegations from Formal Complaints

Allegation Classifications	Finding	Count
Courtesy	Exonerated	6
	Not-Sustained	5
	Sustained	2
	Unfounded	3
	Pending	4
	Total	20
Force	Exonerated	7
	Not-Sustained	2
	Unfounded	2
	Pending	9
	Total	20
Conduct Unbecoming an Officer	Exonerated	1
	Not-Sustained	3
	Sustained	1
	Unfounded	2
	Pending	4
	Total	11
Neglect of Duty	Exonerated	2
	Not-Sustained	2
	Unfounded	1
	Pending	5
	Total	10
Bias-Based Policing	Unfounded	7
	Pending	2
	Total	9
Procedure	Exonerated	3
	Not-Sustained	2
	Sustained	1
	Pending	3
	Total	9
Arrest or Detention	Exonerated	6
	Policy Complaint	1
	Pending	1
	Total	8
Search or Seizure	Exonerated	1
	Unfounded	1
	Pending	3
	Total	5
Truthfulness	Unfounded	1
	Total	1

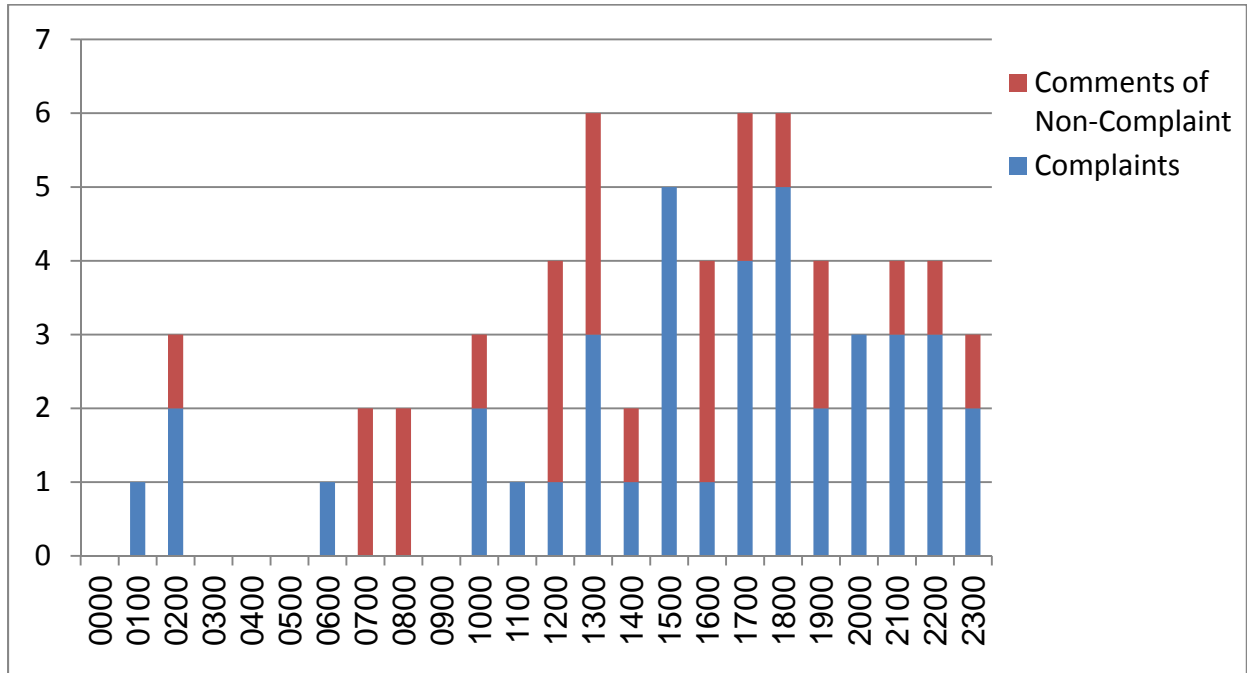
Demographics of Citizen Complainants:



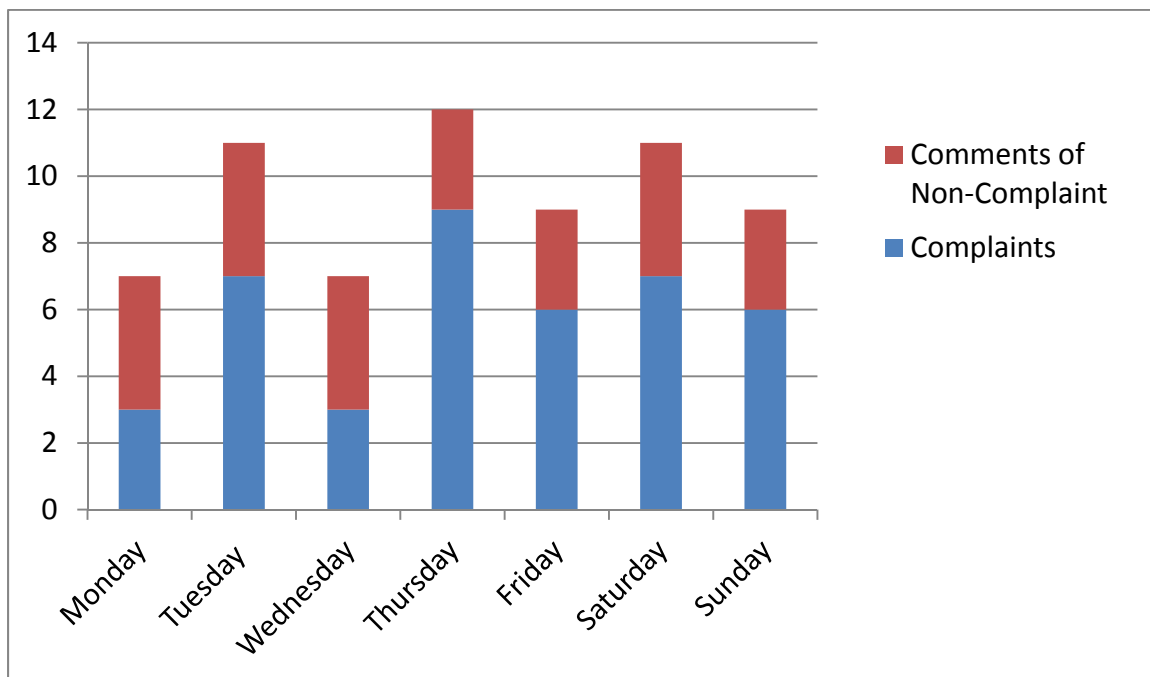
Demographics of BART Ridership:



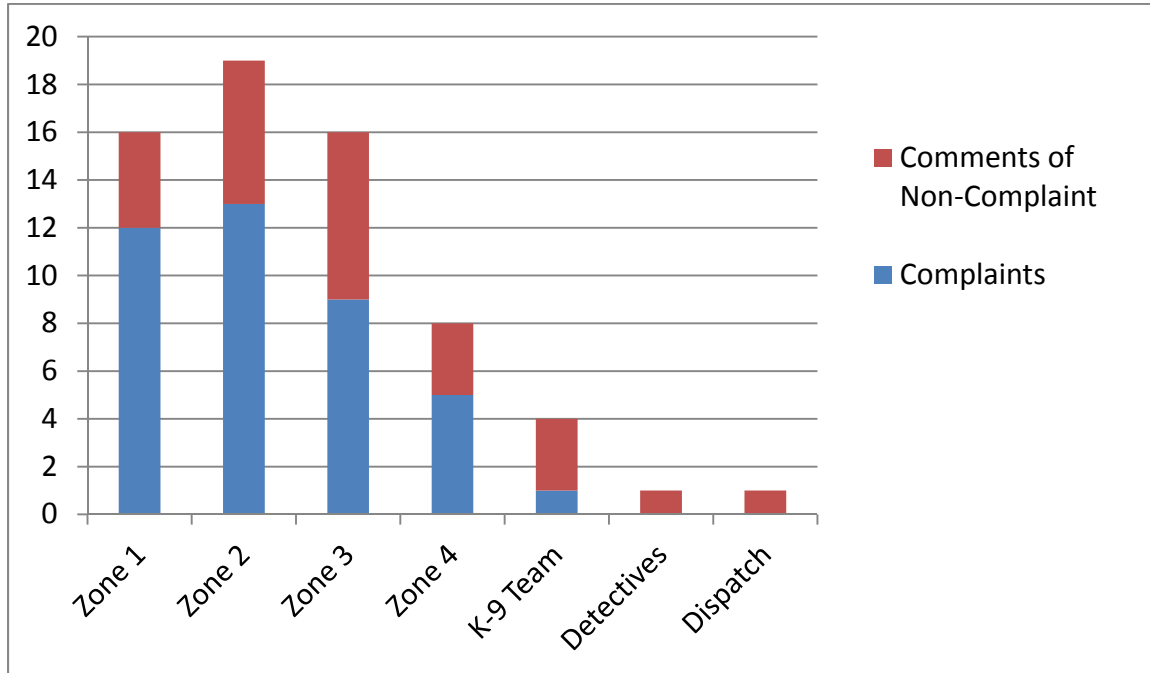
Citizen Issues: by Time of Day during which the Incident Occurred



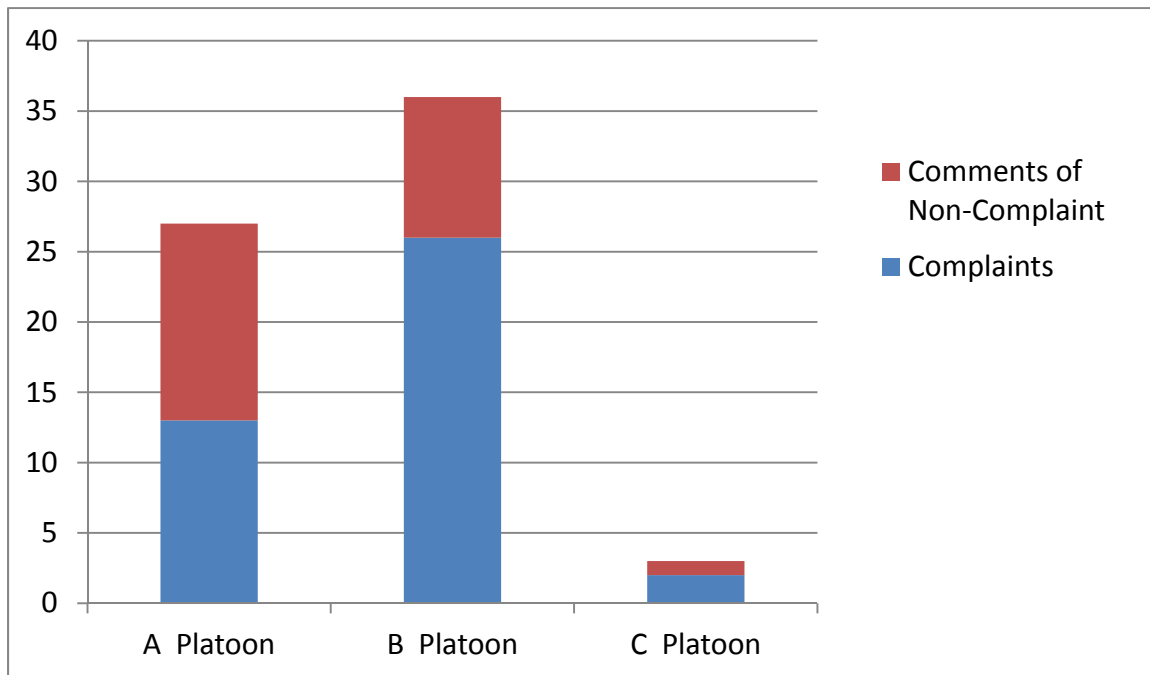
Citizen Issues: by Day of the Week on which the Incident Occurred



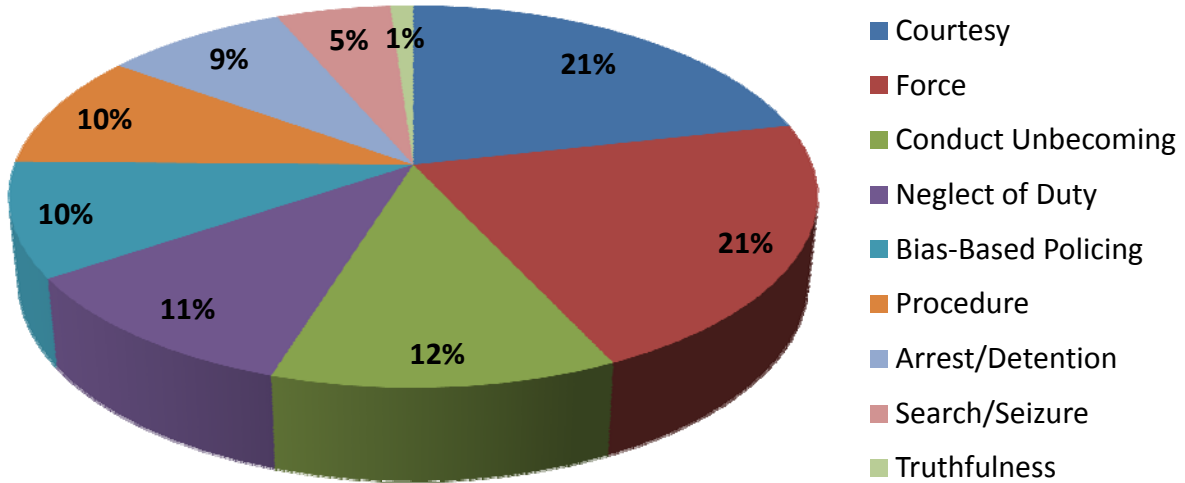
Citizen Issues: by Zone/Special Assignment



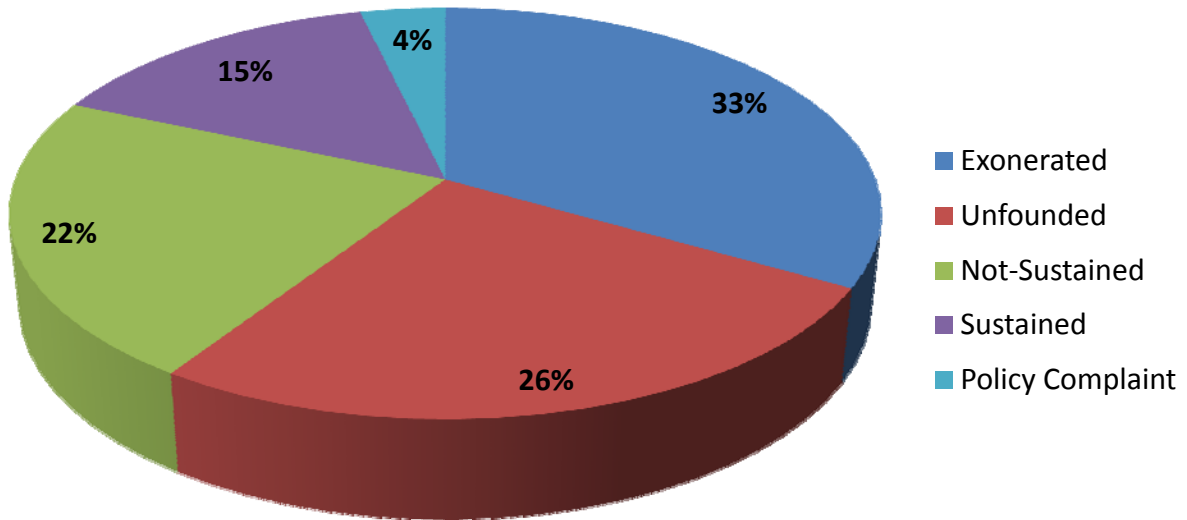
Citizen Issues: by Platoon



Primary Allegations from Formal Citizen Complaints



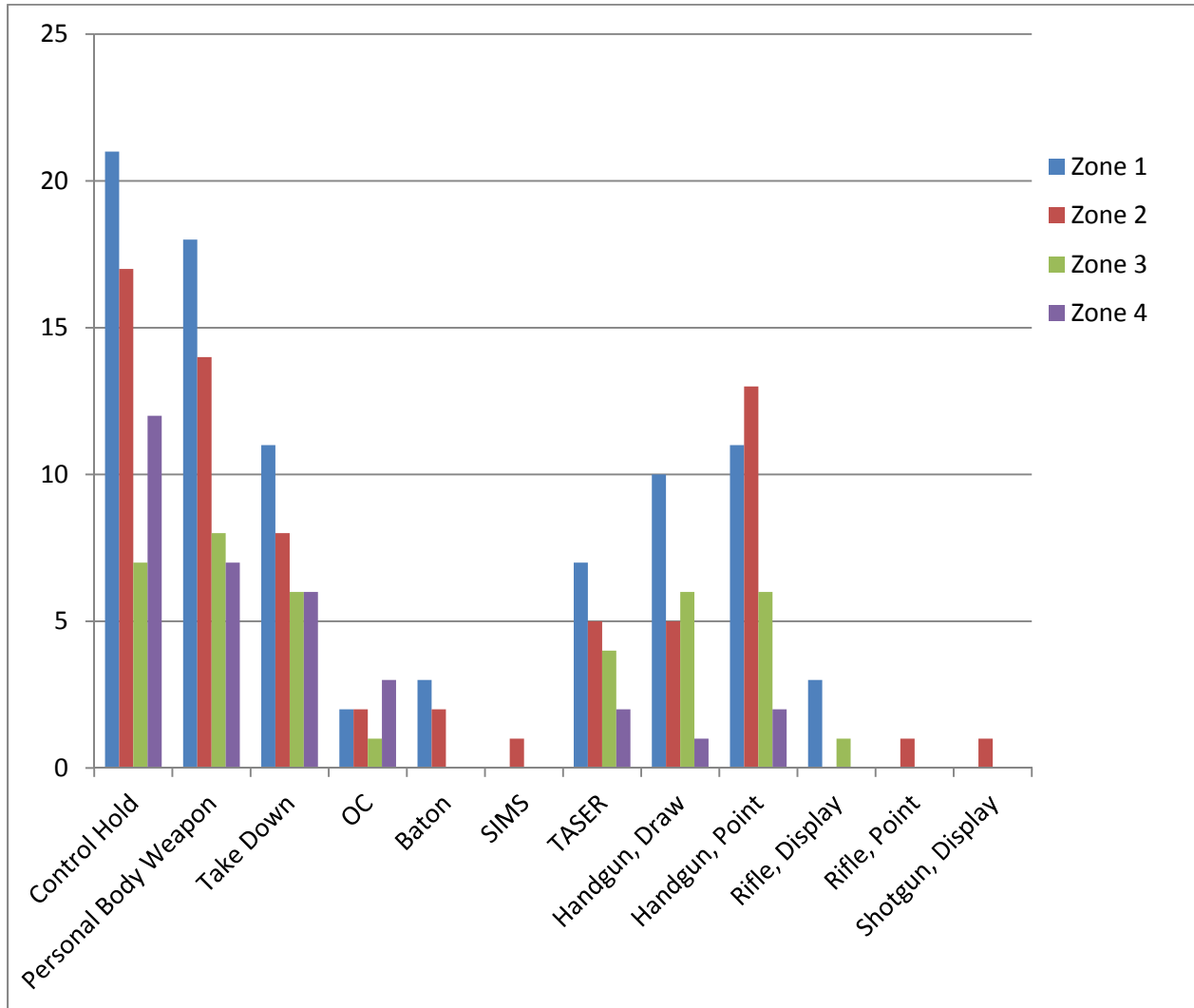
Dispositions of Formal Citizen Complaints



*There are 14 Citizen Complaint dispositions that are still pending as of February 18, 2011.

Use of Force

Types of Force Used:



	Physical	OC	Baton/Sims	TASER	Firearm	Total
Zone 1	31	3	0	8	19	61
Zone 2	20	2	3	7	11	43
Zone 3	14	1	0	4	10	29
Zone 4	17	3	0	1	3	24
Total	82	9	3	20	43	157

*There were 136 incidents where force was used; however some incidents involved the use of multiple force options.