

BART Police Internal Affairs

2012

This report contains statistical data compiled by the BART Police Office of Internal Affairs, addressing the number and nature of misconduct allegations resulting from Citizen Complaints and Administrative Investigations. Additionally, the report enumerates use of force statistics.

Annual Report

Internal Affairs Overview

The BART Police Office of Internal Affairs received 104 issues of concern from citizens with regards to police conduct during 2012.

- Of the 104 issues, 64 were reported and investigated as Formal Citizen Complaints.
- The remaining 40 issues were reported as Informal Citizen Complaints and were addressed through Supervisory Referrals.

There were 16 Administrative Investigations initiated by the Office of Internal Affairs.

Total Incidents:

Incident Type	Count	Percent of Total
Formal Citizen Complaints	64	53%
Informal Citizen Complaints	40	34%
Administrative Investigations	16	13%
TOTAL	120	

The 64 Formal Citizen Complaints contained allegations against 67 officers. Of these officers, 19 were named in more than one complaint.

Complaints received by individual officers:

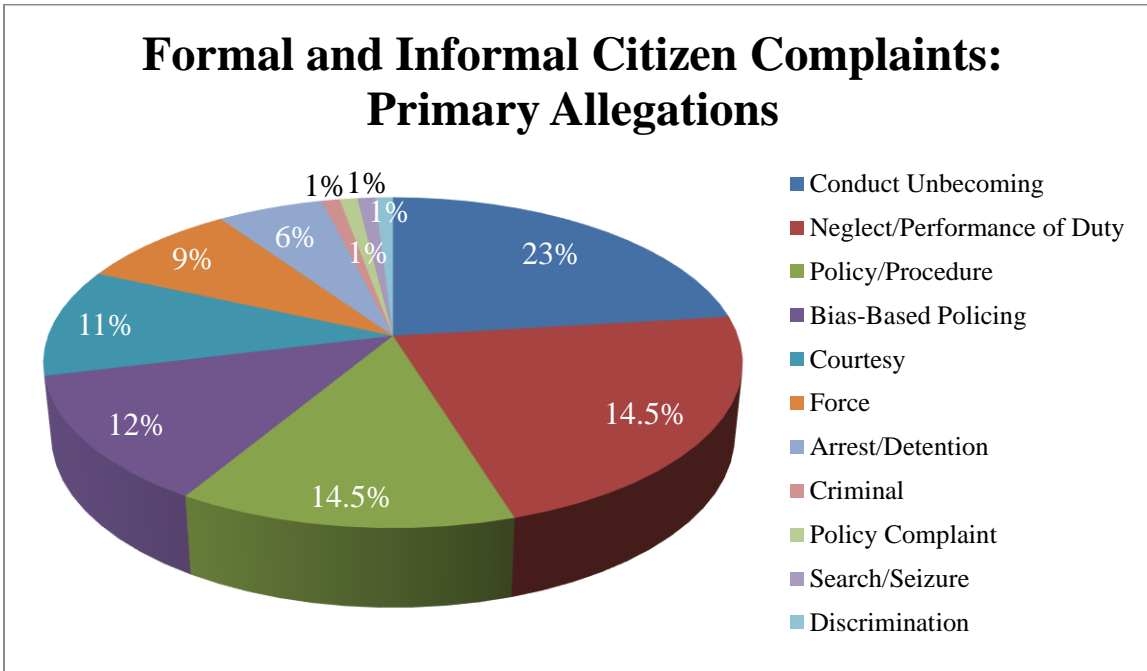
Complaints per Officer	Number of Officers
1 Complaint	48 officers
2 Complaints	11 officers
3 Complaints	5 officers
4 Complaints	3 officers

Allegations Made by Citizens:

Each incident is categorized by a primary allegation which is considered to be the most serious and/or significant allegation made against the officer. Sustained allegations are considered to be the primary allegation over non-sustained allegations.

The following data quantifies the primary allegations from citizens in 2012:

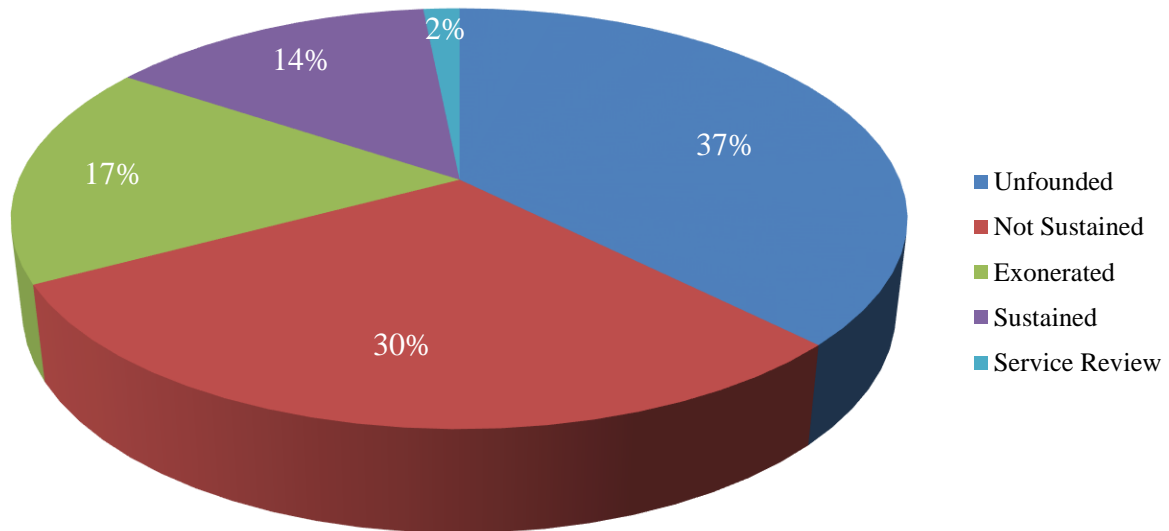
Allegation Classification *Listed in Descending Order by Count	Number of Incidents
Conduct Unbecoming	24
Neglect/Performance of Duty	23
Policy/Procedure	15
Bias-Based Policing	12
Courtesy	12
Force	8
Arrest/Detention	6
Criminal	1
Search/Seizure	1
Discrimination	1
Total Incidents	104



Dispositions of Formal Complaint Primary Allegations:

Allegation Classification	Sustained	Not Sustained	Exonerated	Unfounded	Service Review
Arrest/Detention	1	1	4	0	0
Bias-Based Policing	0	2	0	10	0
Conduct Unbecoming	0	13	0	5	0
Courtesy	0	1	0	1	0
Criminal	0	0	0	1	0
Force	0	1	3	4	0
Performance of Duty	3	1	2	2	0
Policy/Procedure	5	0	1	0	1
Search/Seizure	0	0	1	0	0
Discrimination	0	0	0	1	0
Totals	9	19	11	24	1

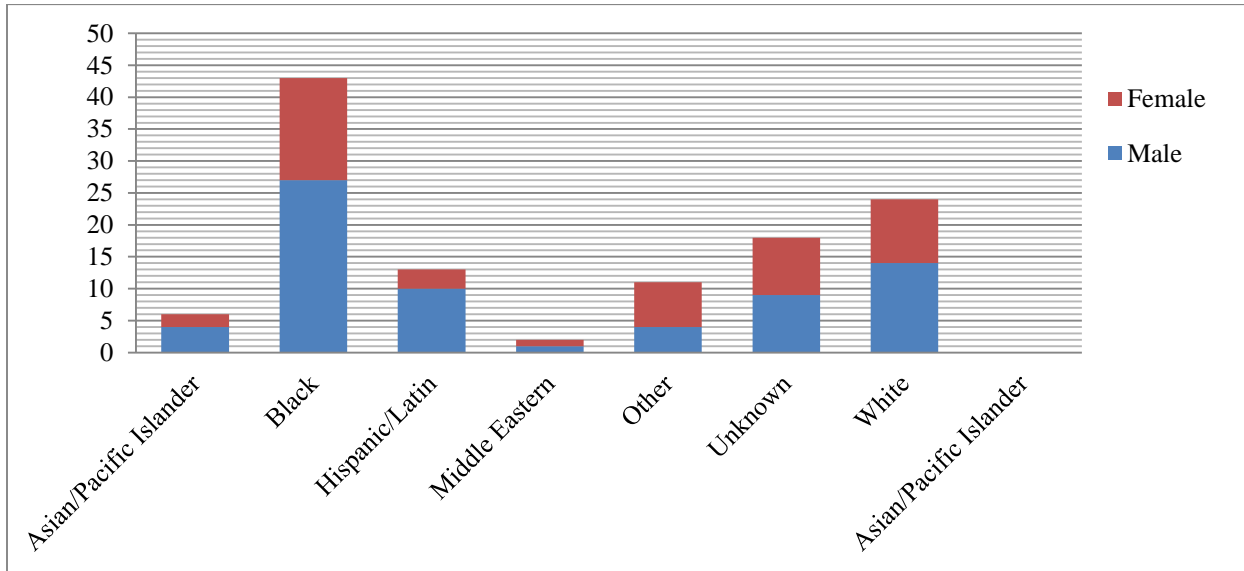
**Dispositions of Formal Citizen Complaints:
Primary Allegations**



Dispositions of Inclusive Allegations from Citizen Complaints:

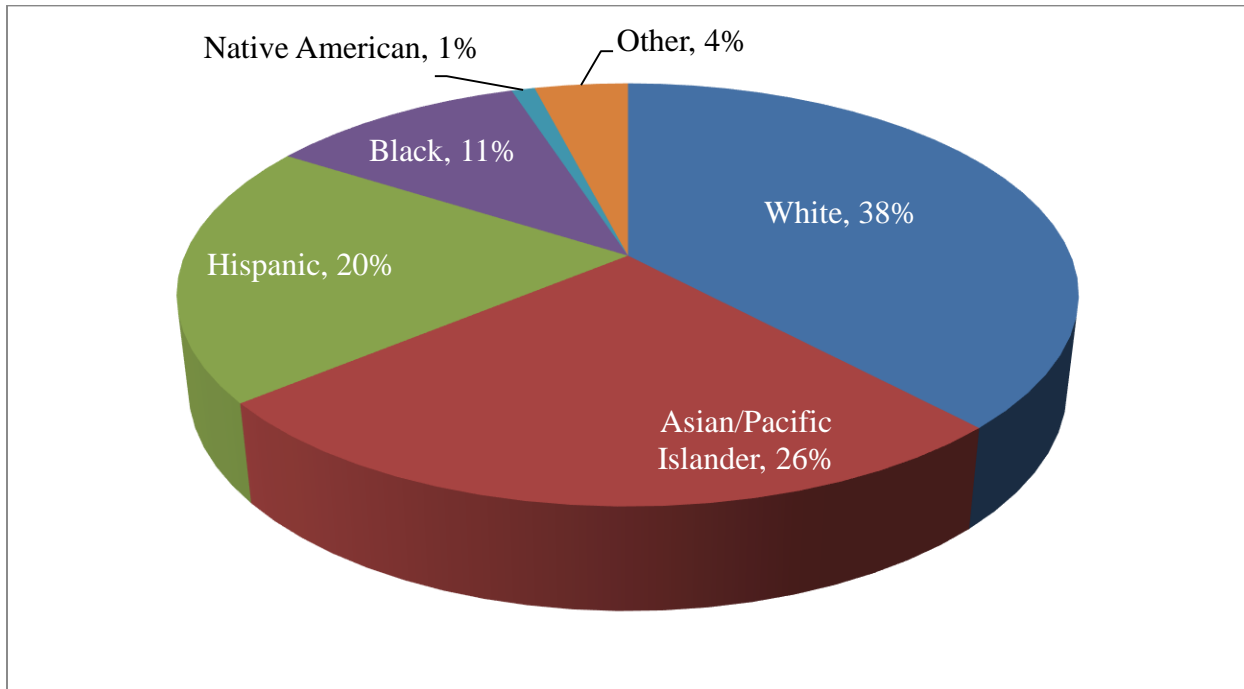
Allegation Classifications	Finding	Count
Arrest/Detention	Exonerated	12
	Unfounded	2
	Not Sustained	2
	Sustained	1
	Supervisor Referral	1
	Total	18
Bias-Based Policing	Unfounded	15
	Not Sustained	3
	Total	18
Conduct Unbecoming	Exonerated	1
	Unfounded	14
	Not Sustained	17
	Sustained	1
	Supervisor Referral	5
	Total	38
Courtesy	Exonerated	2
	Unfounded	11
	Not Sustained	14
	Supervisor Referral	14
	Total	41
Criminal	Unfounded	1
	Not Sustained	1
	Total	2
Force	Exonerated	5
	Unfounded	6
	Not Sustained	4
	Total	15
Neglect/Performance of Duty	Exonerated	3
	Unfounded	6
	Sustained	3
	Not Sustained	1
	Supervisor Referral	15
	Total	28
Policy/Procedure	Exonerated	5
	Unfounded	1
	Sustained	7
	Supervisor Referral	7
	Total	20
Search/Seizure	Exonerated	6
	Total	6
Truthfulness	Unfounded	1
	Total	1
Workplace Discrimination/Harassment	Unfounded	1
	Total	1

Citizen Demographics for Formal and Informal Complaints:



*The above chart includes both complainants and witnesses involved in complaints.

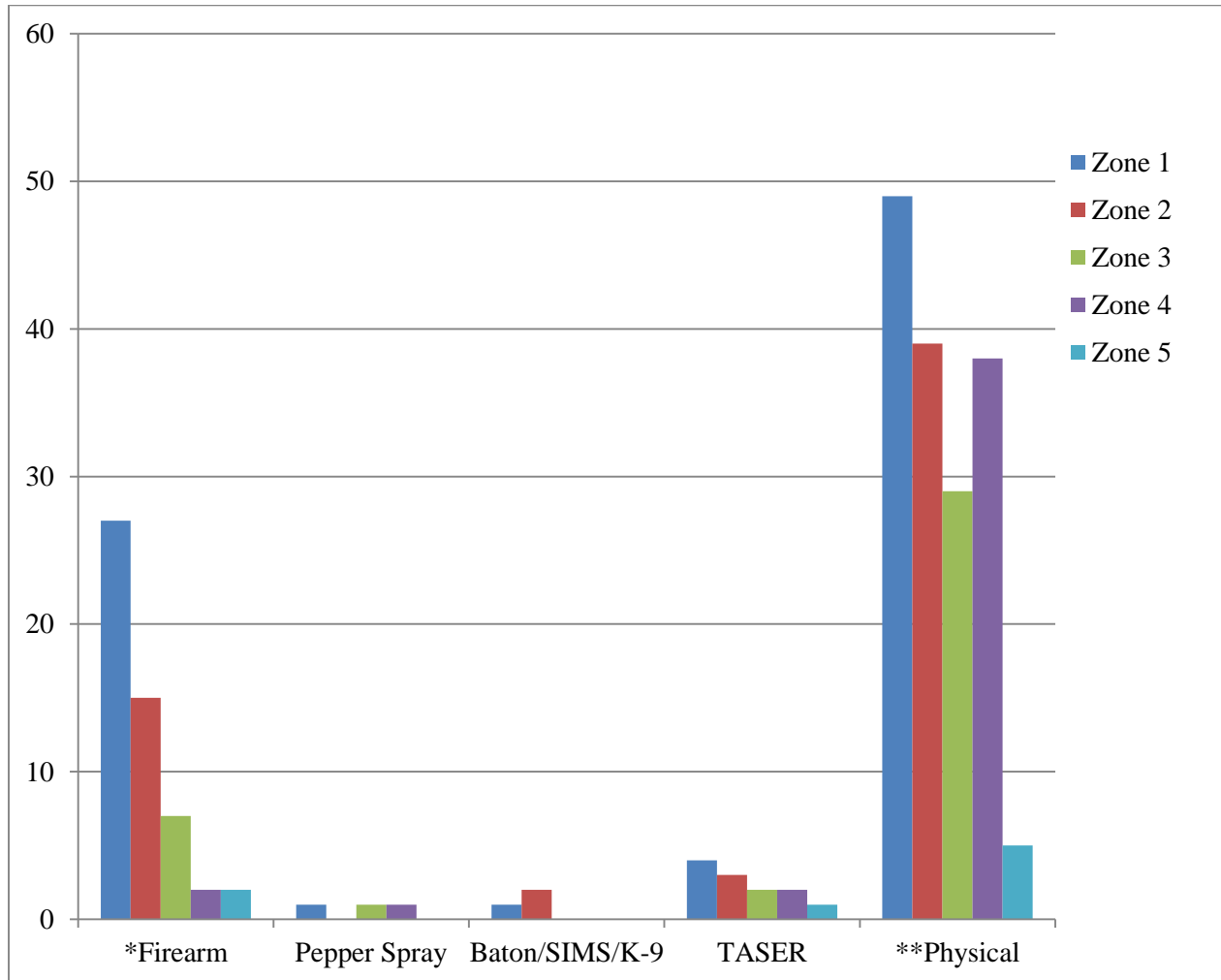
Demographics of BART Ridership:



*Data taken from 2012 BART Customer Satisfaction Study

Use of Force

Types of Force Used:



*Firearm includes: handgun draw, point, and/or fire; rifle or shotgun display, point, and/or fire

**Physical includes: control hold, personal body weapon, take down, etc.

There were 218 incidents where force was used; however some incidents involved the use of multiple force types.