

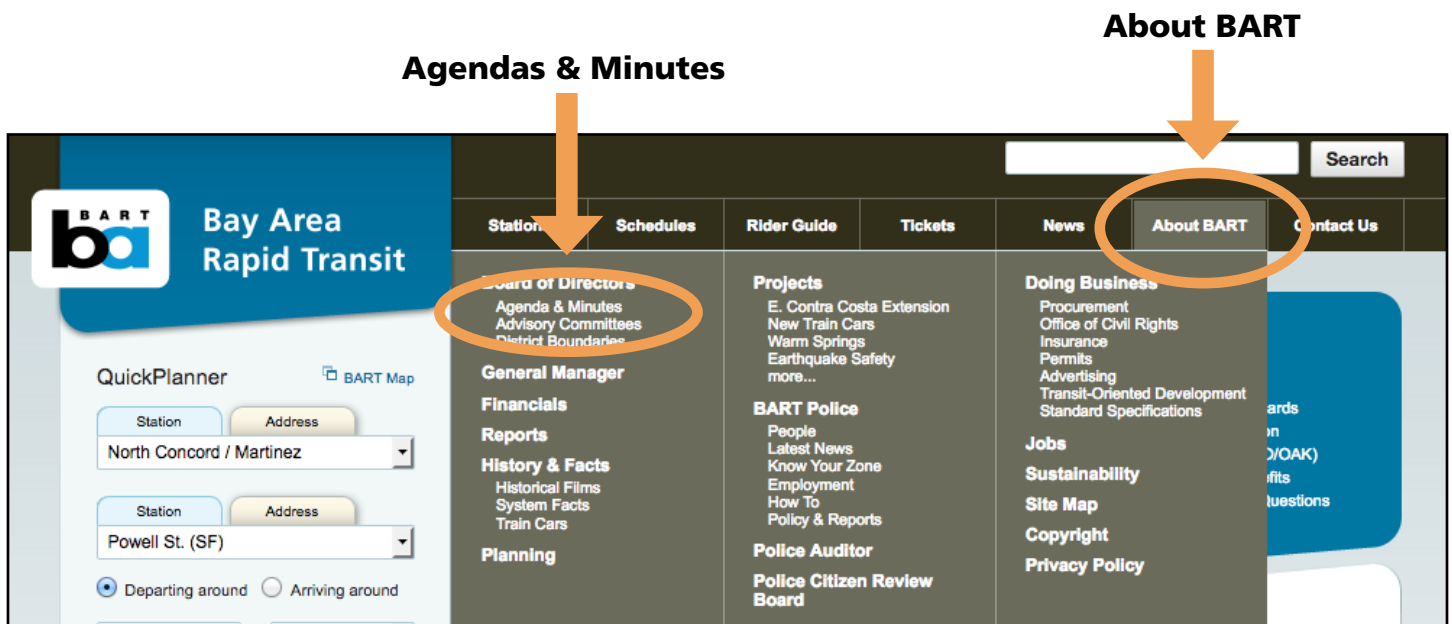


# Instructions for Viewing and Downloading BART Attachments from the Website

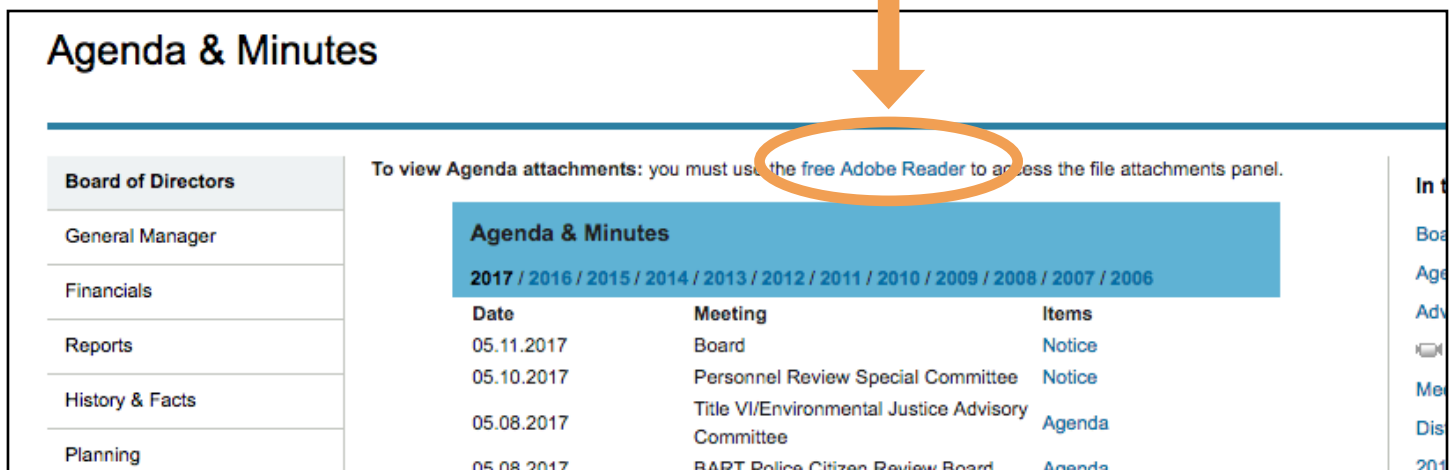
Here are simple procedures to download Adobe Acrobat Reader and view BART attachments using web browsers such as Safari, Google Chrome and others.

## > To download Adobe Acrobat Reader:

1. Go to [www.bart.gov](http://www.bart.gov). Click the "About BART" tab and go to "Agendas & Minutes."



2. On the "Agenda & Minutes" page, click on the "**Free Adobe Reader**" link and follow the instructions to download the program.



## > Now you can download an agenda and supporting attachments

3. From the Agenda & Minutes list shown, choose the agenda you wish to view and click on it.

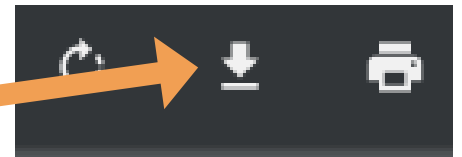
Agenda & Minutes			Board
2017 / 2016 / 2015 / 2014 / 2013 / 2012 / 2011 / 2010 / 2009 / 2008 / 2007 / 2006			Agenda
Date	Meeting	Items	Advised
05.11.2017	Board	Notice	Me
05.10.2017	Personnel Review Special Committee	Notice	Meeting
05.08.2017	Title VI/Environmental Justice Advisory Committee	Agenda	District
05.08.2017	BART Police Citizen Review Board	Agenda	2017 B
04.27.2017	BART Accessibility Task Force	Agenda	Meeting
04.27.2017	Board	Notice Agenda	Public
04.26.2017	Personnel Review Special Committee	Agenda	Meeting
04.25.2017	Personnel Review Special Committee	Agenda	Board

4. In **Safari**, you will get a prompt or pop-up window showing icons and asking which program you want to open the document in. Choose and click on the **Adobe Reader** icon which is the program you just downloaded.

Open In



The **Google Chrome** window has a "download arrow" on the top right side of your screen. Click on this arrow to download the document to your desktop. Once the document is downloaded, you can continue to open in Adobe Reader.



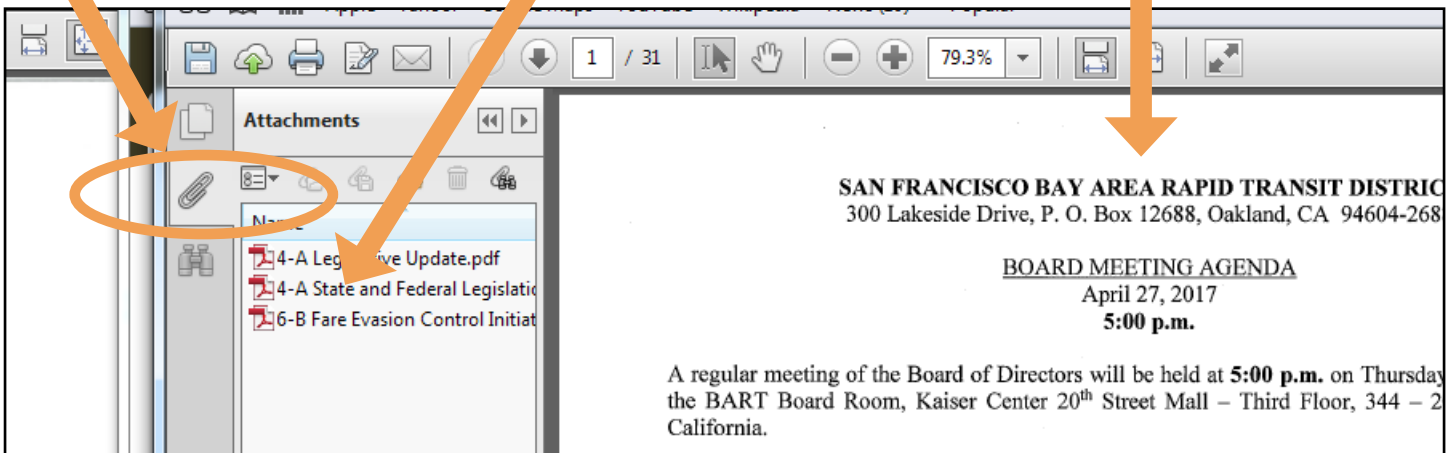
5. The chosen agenda will open in your browser on your screen to the right. If you click on the paper clip it will make the agenda fit full screen. From this window you can print the document or save it to another file.

If the agenda has supporting documents, they will be listed in the "Attachments" window to the left. You can click and open each attachment and also print or save to another file.

Click on paper clip to view agenda full screen, save and/or print

Click on supporting attachments to open, view, save and/or print

Agenda viewed in browser



The screenshot shows a browser window with a toolbar at the top containing icons for back, forward, home, search, and print, along with a page number '1 / 31' and a zoom level of '79.3%'. On the left side, there is an 'Attachments' panel with a paperclip icon circled in orange. Below the paperclip icon, three PDF attachments are listed: '4-A Legislative Update.pdf', '4-A State and Federal Legislative', and '6-B Fare Evasion Control Initiati'. An orange arrow points from the text 'Click on paper clip to view agenda full screen, save and/or print' to the circled paperclip icon. Another orange arrow points from the text 'Click on supporting attachments to open, view, save and/or print' to the first attachment. The main content area of the browser displays the agenda for the 'SAN FRANCISCO BAY AREA RAPID TRANSIT DISTRICT' (300 Lakeside Drive, P. O. Box 12688, Oakland, CA 94604-2688) for a 'BOARD MEETING AGENDA' on 'April 27, 2017' at '5:00 p.m.'. Below this, it states: 'A regular meeting of the Board of Directors will be held at 5:00 p.m. on Thursday the BART Board Room, Kaiser Center 20th Street Mall - Third Floor, 344 - 2 California.' An orange arrow points from the text 'Agenda viewed in browser' to the main content area.