

BART POLICE DEPARTMENT



August 2020

MONTHLY REPORT



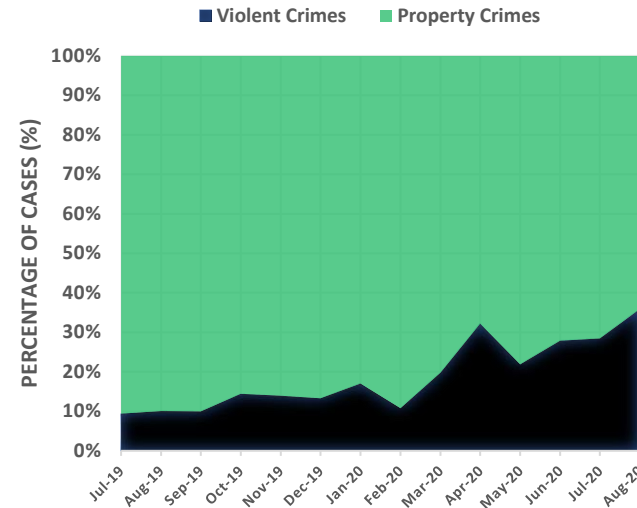
Bay Area Rapid Transit Police Department

101 8th St, Oakland, CA, 94607 (510) 464-7000 www.bart.gov/police

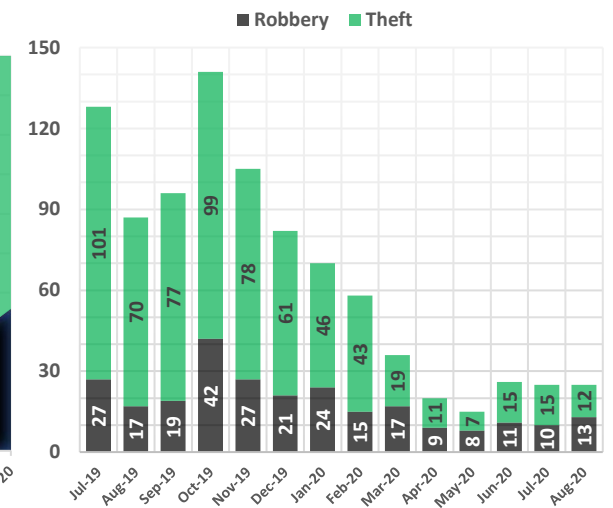
August 2020 Performance Measurement Review - **Systemwide**

PART 1 UCR Crime	2014	2015	2016	2017	2018	2019	YTD 2019	YTD 2020	PCT %
Homicide	0	1	1	0	3	2	1	0	-100%
Rape	2	3	4	8	3	7	6	2	-67%
Robbery	153	161	232	290	345	378	240	169	-30%
Aggravated Assault	71	73	93	125	130	112	76	71	-7%
Violent Crime Subtotal	226	238	330	423	481	499	323	242	-25%
Burglary (Structural)	7	4	12	15	18	16	11	11	0%
Larceny & Auto Burglary	2,597	2,325	2,217	2,593	2,565	3,177	2,086	820	-61%
Auto Theft	522	480	480	420	348	247	151	86	-43%
Arson	0	0	1	4	4	4	1	4	+300%
Property Crime Subtotal	3,126	2,809	2,710	3,032	2,935	3,444	2,249	921	-59%
TOTAL	3,352	3,047	3,040	3,455	3,416	3,943	2,572	1,163	-55%

PART 1 CRIME OVERALL



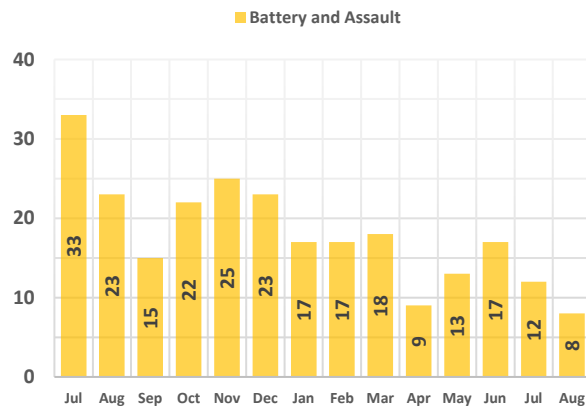
ELECTRONIC THEFT



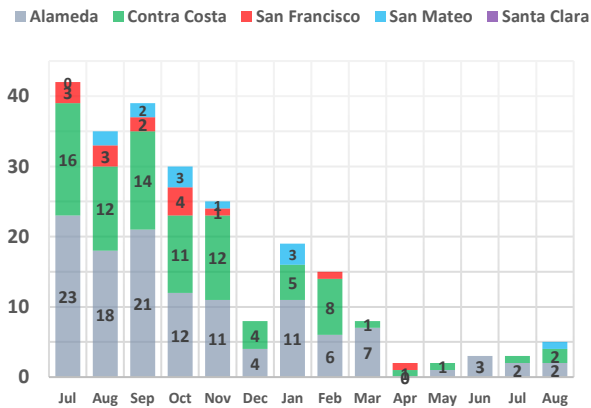
Part 1 Crimes: Top Five Stations

August 2020 M60/TFS L30/EDS A30/COS M40/CCS A20/FVS
 Full Year 2019 A30/COS A60/HAS M10/OWS A20/FVS A40/SLS

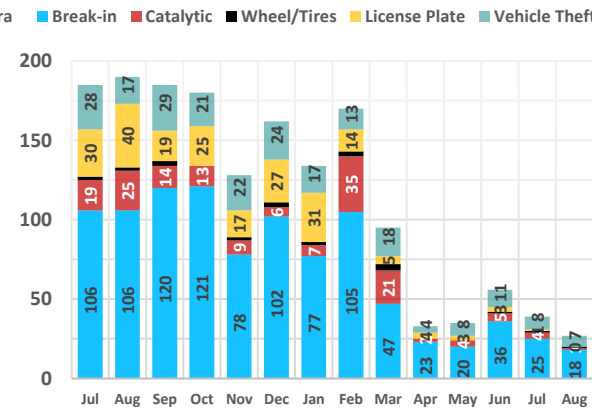
BATTERY & ASSAULT ON BART



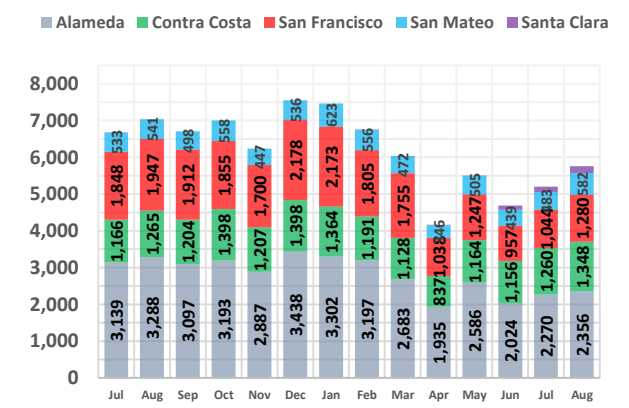
BICYCLE THEFT



VEHICLE CRIME



CALLS TO DISPATCH



Preface: The data is retrieved from the BART Police Database and remains unaudited until corrections. Numbers may differ from the reported data in the Uniform Crime Reporting (UCR) program. Late reporting, the reclassification or unfounding of crimes, can affect crime statistics. Overtime costs are projected numbers. Information in the on the Performance Measurements are subject to change.

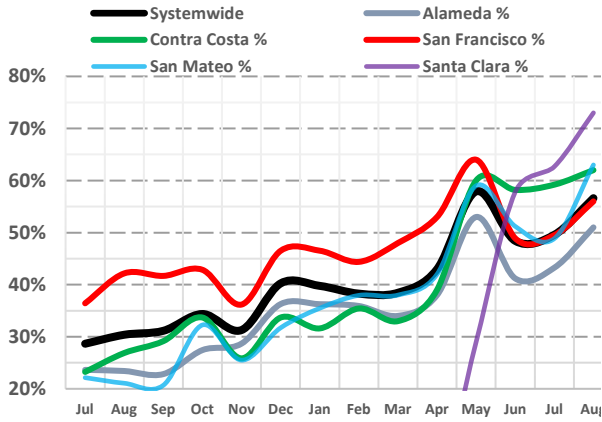


Bay Area Rapid Transit Police Department

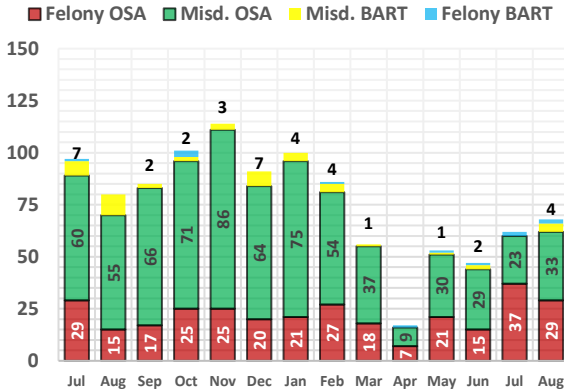
101 8th St, Oakland, CA, 94607 (510) 464-7000 www.bart.gov/police

August 2020 Performance Measurement Review - **Systemwide**

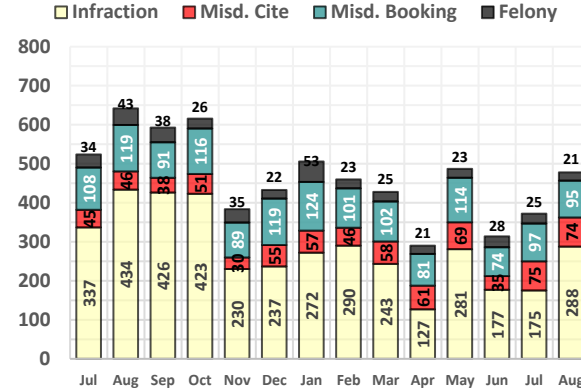
OFFICER-INITIATED INCIDENTS



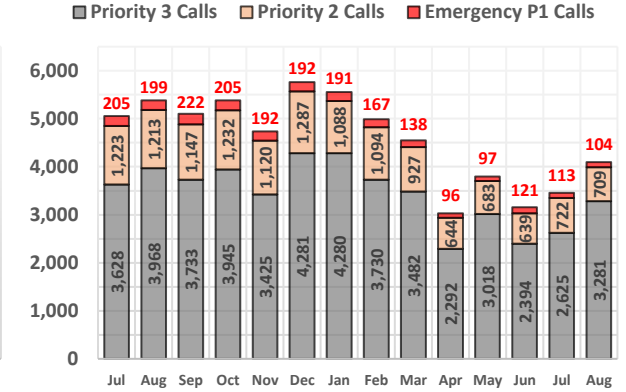
WARRANT ARRESTS



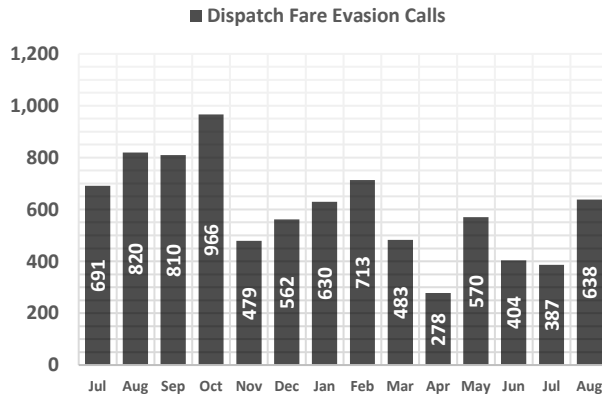
ALL BOOKINGS & ARRESTS



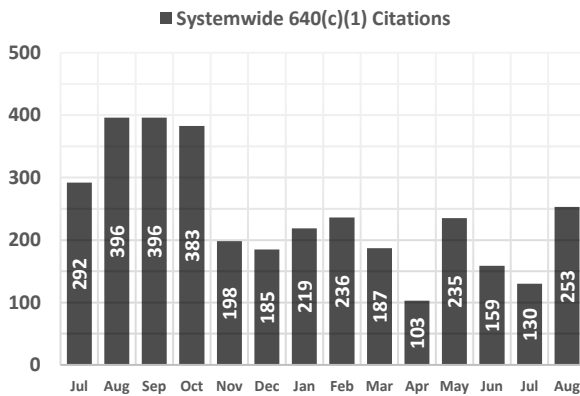
PRIORITY TYPE 1 - 3 CALLS



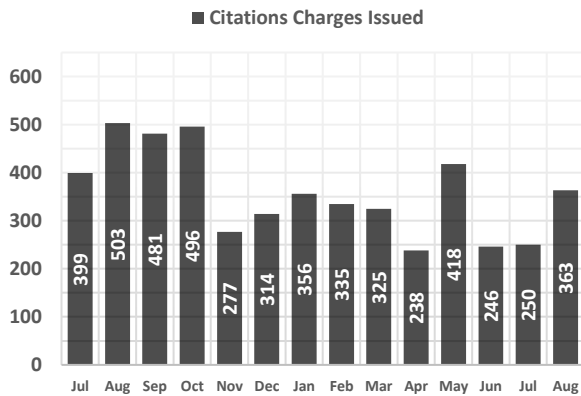
FARE EVASION CAD CALLS



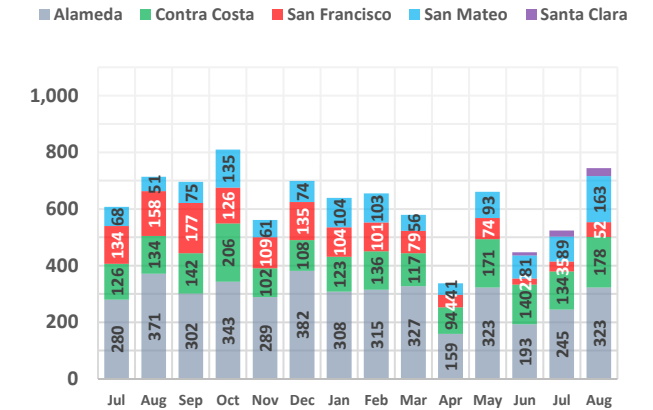
FARE EVASION CITATIONS



ALL CITATIONS



FIELD INTERVIEWS



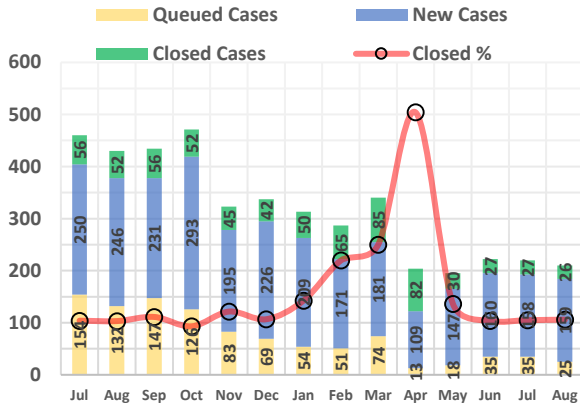


Bay Area Rapid Transit Police Department

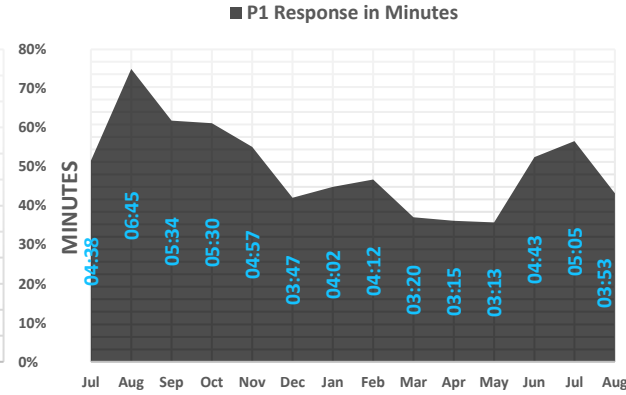
101 8th St, Oakland, CA, 94607 (510) 464-7000 www.bart.gov/police

August 2020 Performance Measurement Review - **Systemwide**

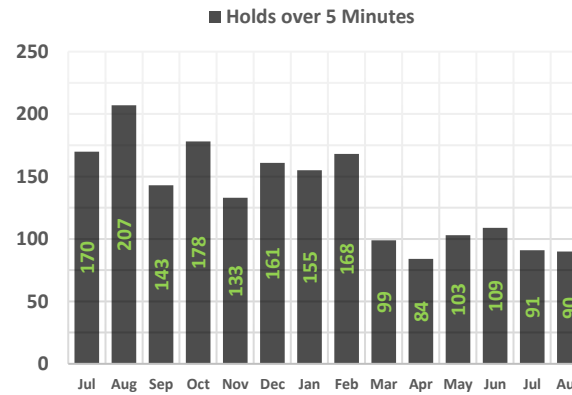
INVESTIGATIONS CASELOAD %



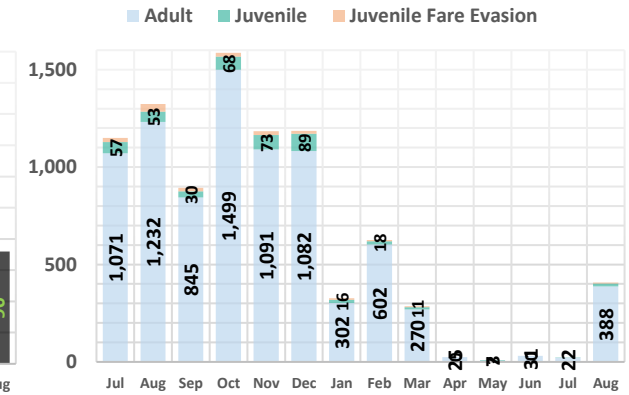
SYSTEM RESPONSE TIME (P1) AVG



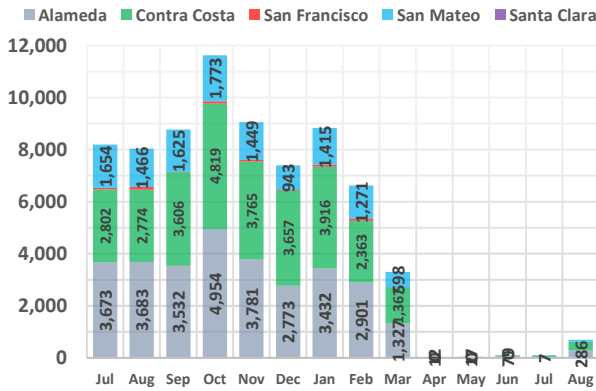
POLICE TRAIN HOLDS



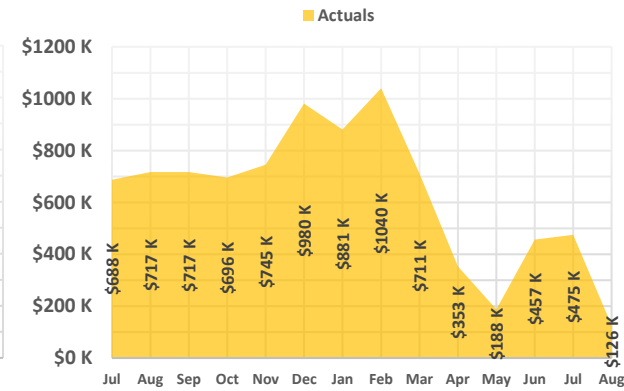
PROOF OF PAYMENT CITATIONS



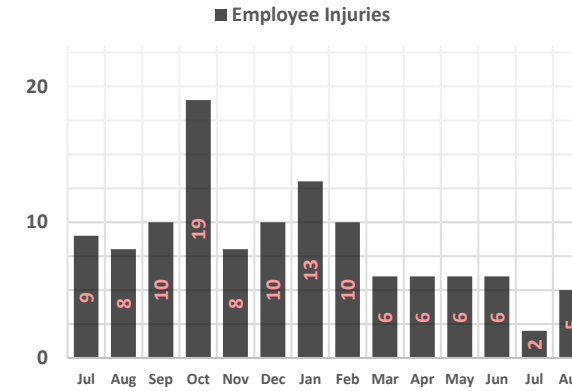
PARKING CITATIONS



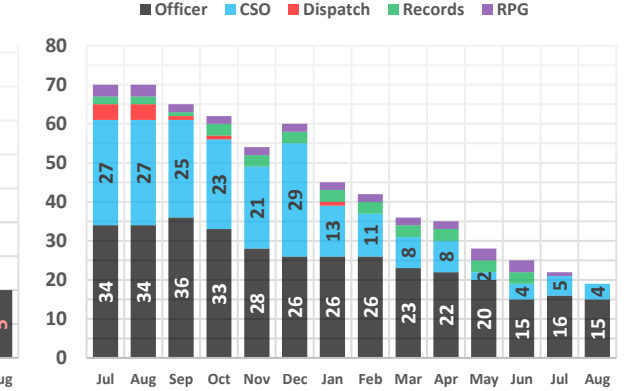
OVERTIME UTILIZATION (IN THOUSANDS)



EMPLOYEE INJURIES



VACANCIES



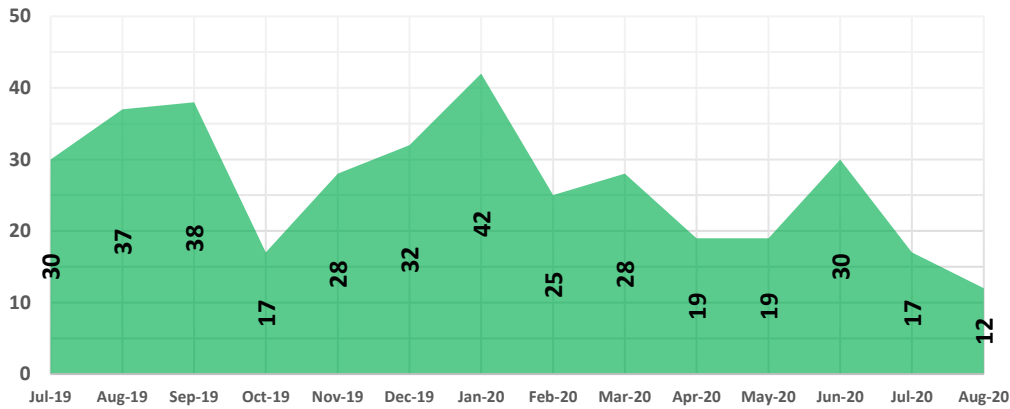


Bay Area Rapid Transit Police Department

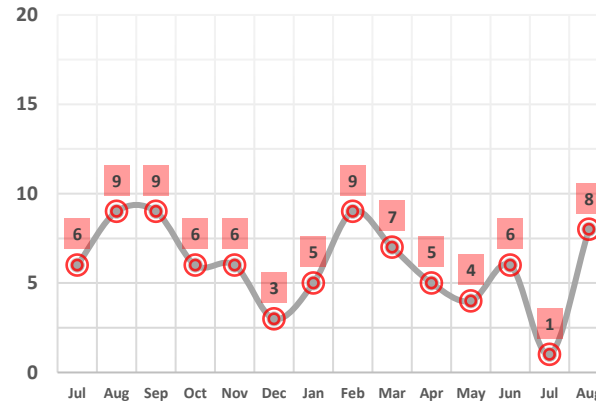
101 8th St, Oakland, CA, 94607 (510) 464-7000 www.bart.gov/police

August 2020 Performance Measurement Review - **Systemwide**

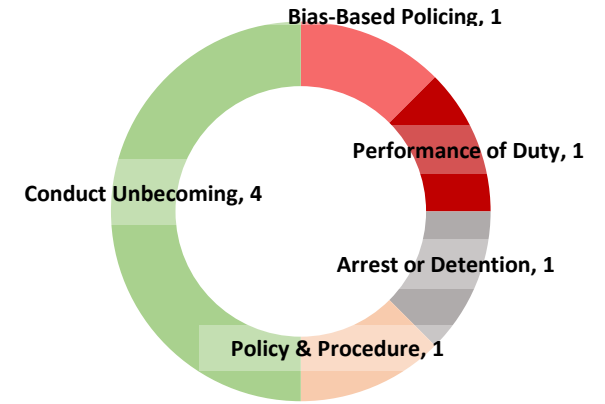
AB716 - PROHIBITION ORDERS



INTERNAL AFFAIRS COMPLAINTS

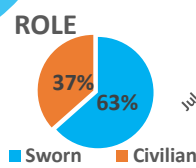
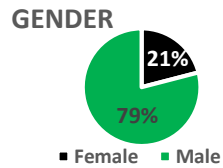
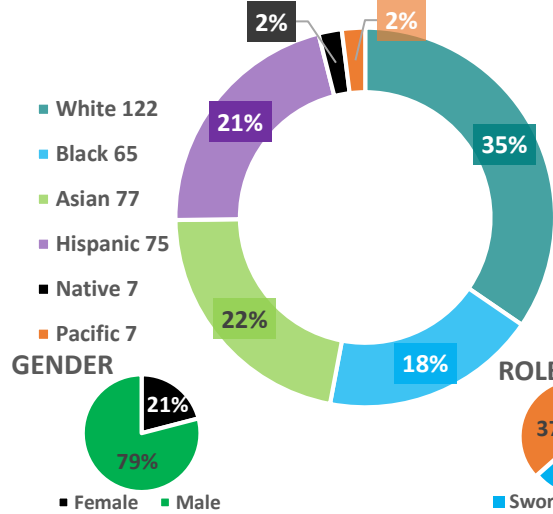


IA COMPLAINTS RECEIVED¹

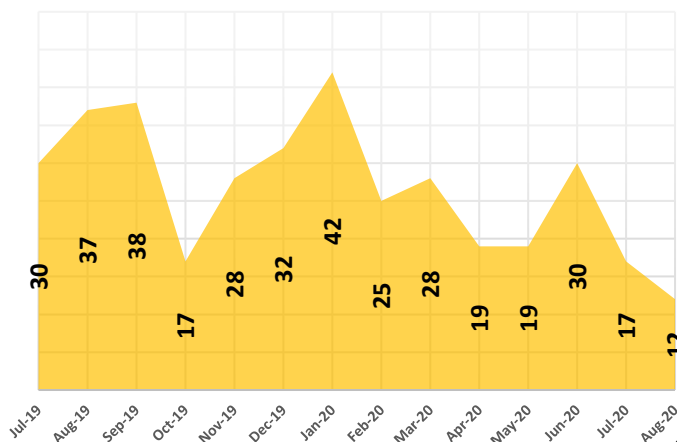


1: Each incident could contain more than one allegation. This chart reflects the most significant allegation per

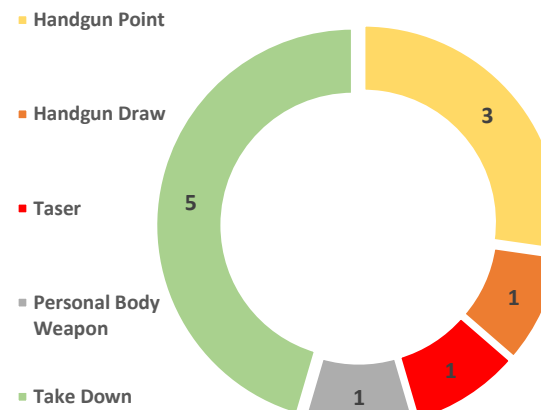
DEPARTMENT ETHNIC DIVERSITY



USE OF FORCE INCIDENTS

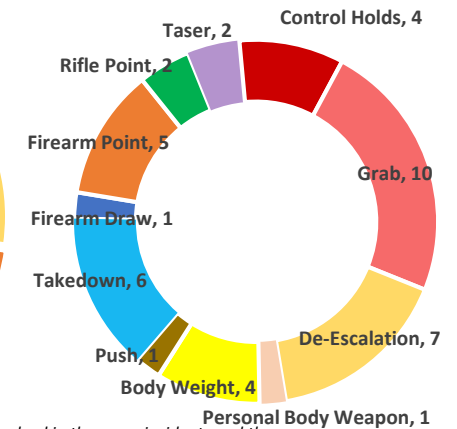


INCIDENT FORCE OPTIONS USED²



2: Some incidents involved the use of multiple force options. If two officers involved in the same incident used the same force option, this data would reflect both officers. As an example, if two officers used control holds in the same incident, this data would reflect two separate control holds.

TYPES OF FORCE USED³



3: Each incident could contain more than one force option. This chart reflects most significant force options used per incident.



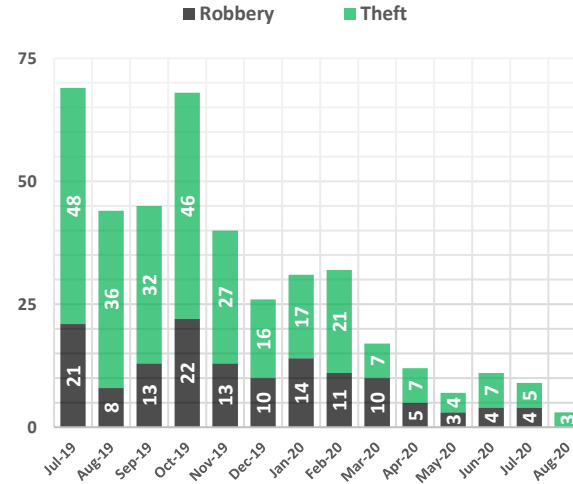
Bay Area Rapid Transit Police Department

101 8th St, Oakland, CA, 94607 (510) 464-7000 www.bart.gov/police

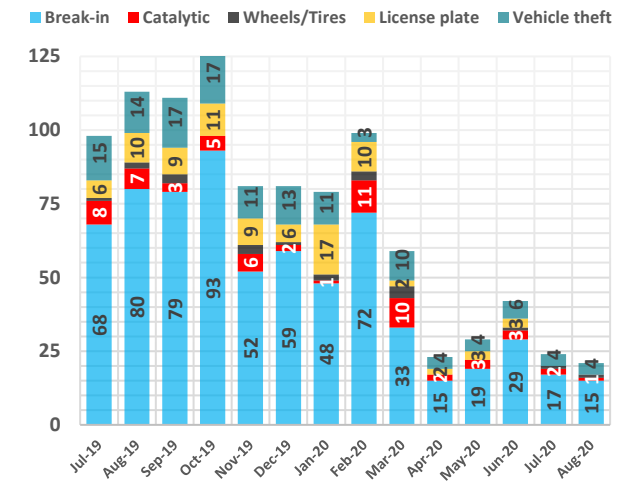
August 2020 Performance Measurement Review - **Alameda County**

PART 1 UCR Crime	2017	2018	2019	YTD 2019	YTD 2020	PCT %
Homicide	0	2	1	1	0	-100%
Rape	6	3	2	2	2	0%
Robbery	191	211	229	148	89	-40%
Aggravated Assault	73	87	52	37	39	+5%
Violent Crime Subtotal	270	303	284	188	130	-31%
Burglary (Structural)	8	11	13	9	9	0%
Larceny & Auto Burglary	1,471	1,262	1,634	1,072	489	-54%
Auto Theft	266	201	149	91	46	-49%
Arson	2	3	5	2	2	0%
Property Crime Subtotal	1,747	1,477	1,801	1,174	546	-53%
TOTAL	2,017	1,780	2,085	1,362	676	-50%

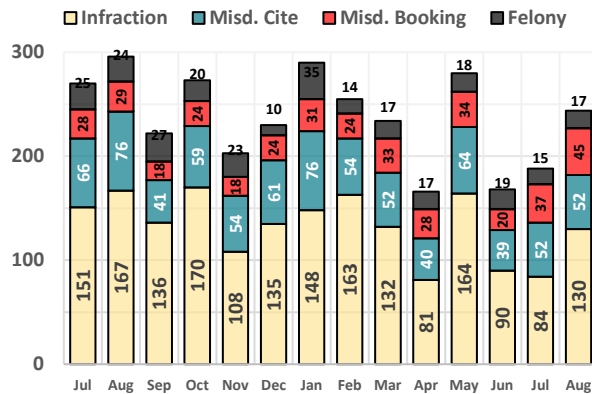
ALAMEDA ELECTRONIC THEFT



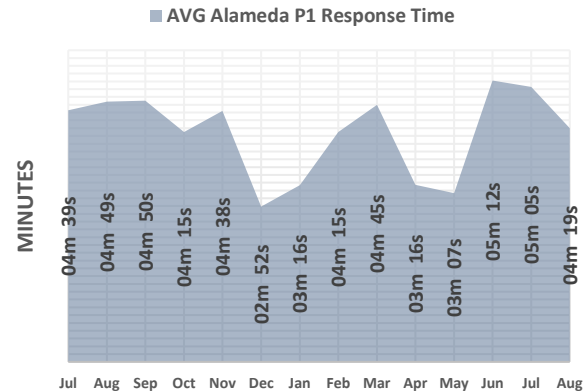
ALAMEDA VEHICLE CRIME



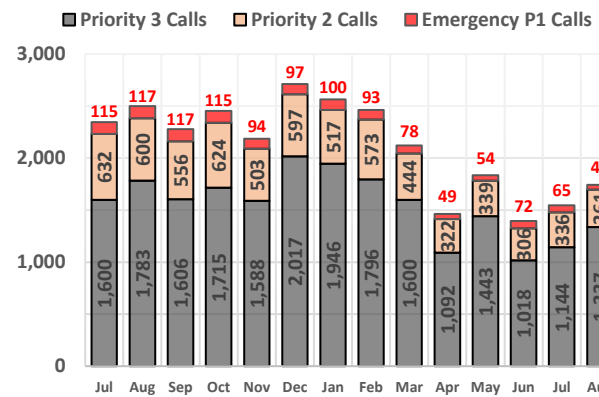
ALAMEDA ARRESTS & CITATIONS



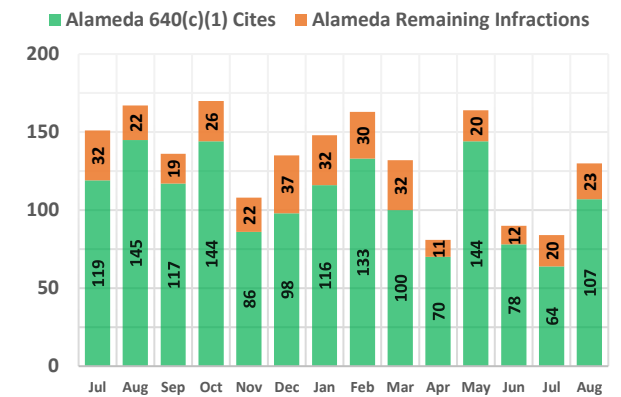
RESPONSE TIME (P1) AVG



ALAMEDA PRIORITY 1 - 3 CALLS



ALAMEDA FARE EVASION



Preface: The data is retrieved from the BART Police Database and remains unaudited until corrections. Numbers may differ from the reported data in the Uniform Crime Reporting (UCR) program. Late reporting, the reclassification or unfounding of crimes, can affect crime statistics. Overtime costs are projected numbers. Information in the on the Performance Measurements are subject to change.



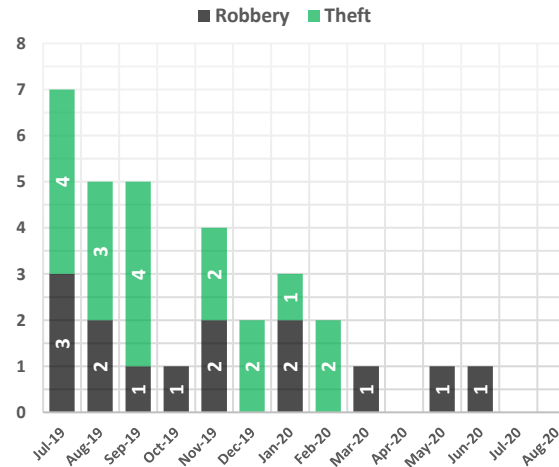
Bay Area Rapid Transit Police Department

101 8th St, Oakland, CA, 94607 (510) 464-7000 www.bart.gov/police

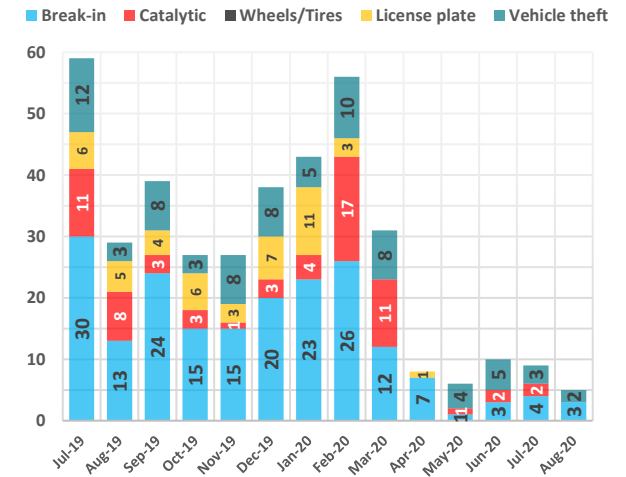
August 2020 Performance Measurement Review - **Contra Costa County**

PART 1 UCR Crime	2017	2018	2019	YTD 2019	YTD 2020	PCT %
Homicide	0	1	0	0	0	-%
Rape	1	0	4	4	0	-100%
Robbery	35	29	34	24	15	-38%
Aggravated Assault	23	20	23	13	11	-15%
Violent Crime Subtotal	59	50	61	41	26	-37%
Burglary (Structural)	2	1	2	2	0	-100%
Larceny & Auto Burglary	675	669	592	411	155	-62%
Auto Theft	134	124	81	54	37	-31%
Arson	3	1	0	0	0	-%
Property Crime Subtotal	814	795	675	467	192	-59%
TOTAL	873	845	736	508	218	-57%

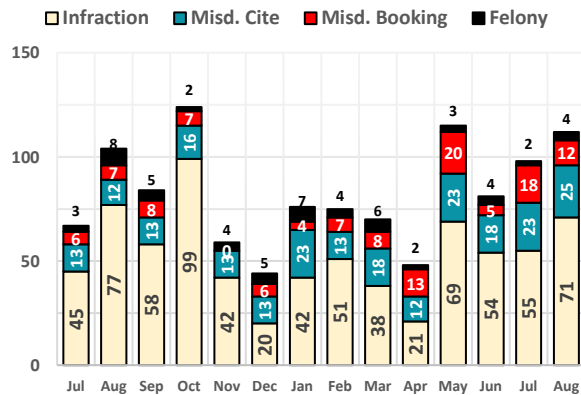
CONTRA COSTA ELECTRONIC THEFT



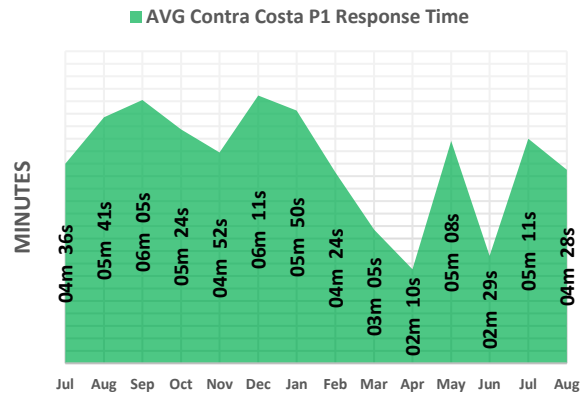
CONTRA COSTA VEHICLE CRIME



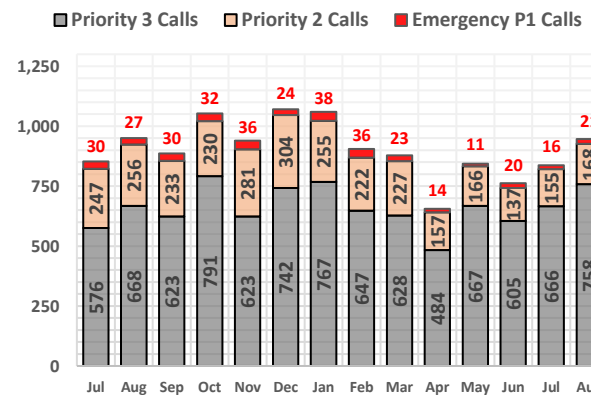
COCO ARRESTS & CITATIONS



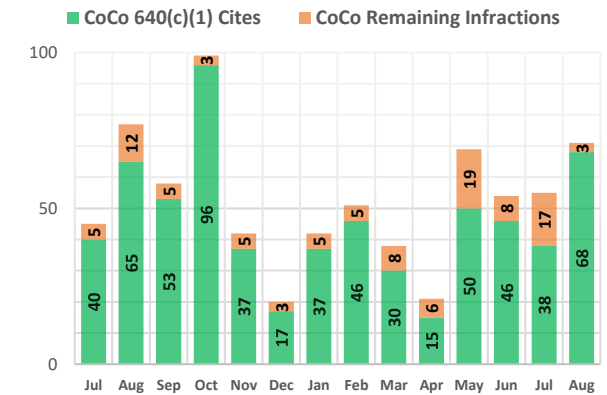
RESPONSE TIME (P1) AVG



COCO PRIORITY 1 - 3 CALLS



COCO FARE EVASION



Preface: The data is retrieved from the BART Police Database and remains unaudited until corrections. Numbers may differ from the reported data in the Uniform Crime Reporting (UCR) program. Late reporting, the reclassification or unbounding of crimes, can affect crime statistics. Overtime costs are projected numbers. Information in the on the Performance Measurements are subject to change.



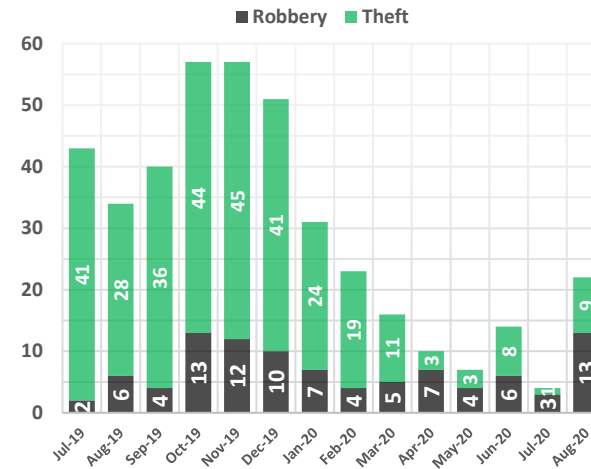
Bay Area Rapid Transit Police Department

101 8th St, Oakland, CA, 94607 (510) 464-7000 www.bart.gov/police

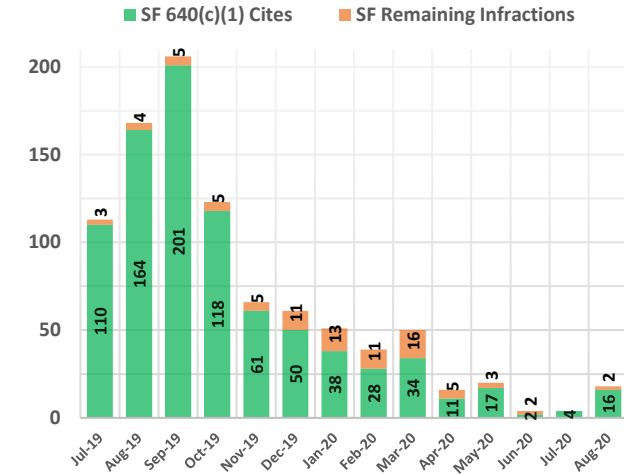
August 2020 Performance Measurement Review - San Francisco County

PART 1 UCR Crime	2017	2018	2019	YTD 2019	YTD 2020	PCT %
Homicide	0	0	0	0	0	-%
Rape	0	0	0	4	0	-100%
Robbery	49	97	104	61	61	0%
Aggravated Assault	23	18	28	22	17	-23%
Violent Crime Subtotal	72	115	132	87	78	-10%
Burglary (Structural)	5	6	4	3	1	-67%
Larceny & Auto Burglary	244	473	619	411	135	-67%
Auto Theft	2	1	1	0	0	-%
Arson	0	0	0	0	1	-%
Property Crime Subtotal	251	480	624	414	137	-67%
TOTAL	323	595	756	501	215	-57%

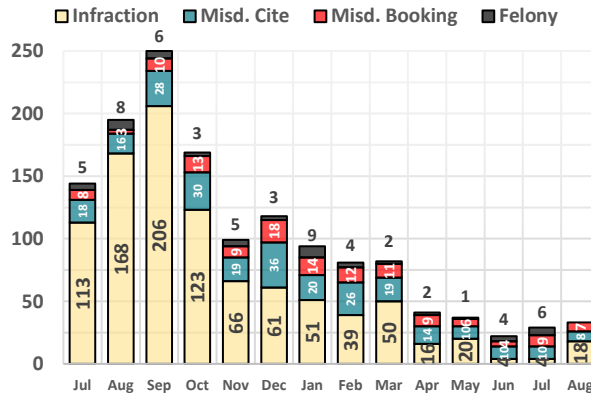
SAN FRANCISCO ELECTRONIC THEFT



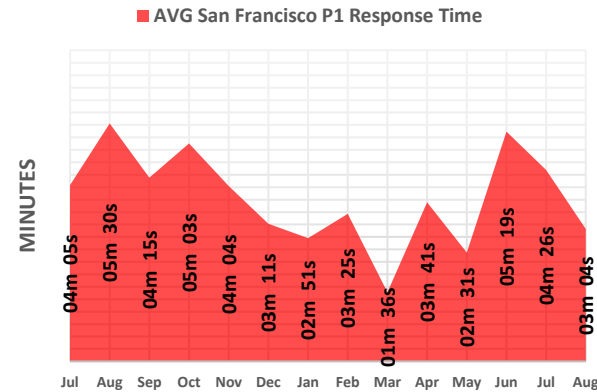
SAN FRANCISCO FARE EVASION



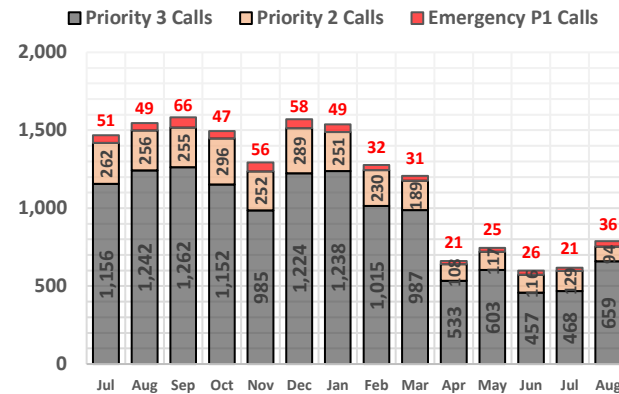
SF ARRESTS & CITATIONS



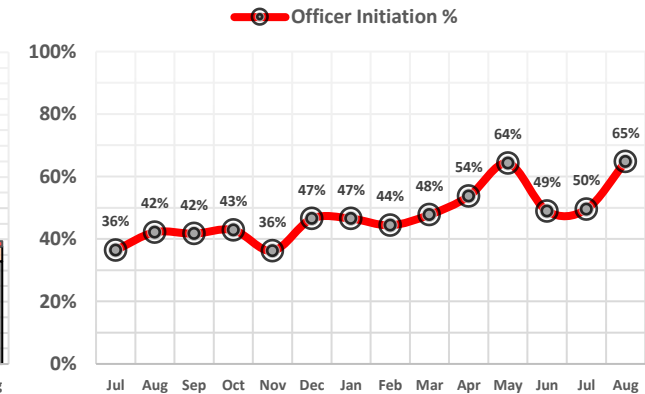
RESPONSE TIME (P1) AVG



SF PRIORITY 1 - 3 CALLS



SF OFFICER-INITIATED INCIDENTS



Preface: The data is retrieved from the BART Police Database and remains unaudited until corrections. Numbers may differ from the reported data in the Uniform Crime Reporting (UCR) program.

Late reporting, the reclassification or unfounding of crimes, can affect crime statistics. Overtime costs are projected numbers. Information in the on the Performance Measurements are subject to change.



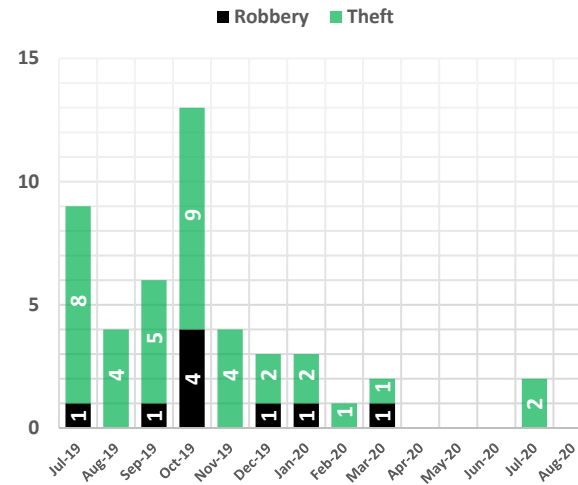
Bay Area Rapid Transit Police Department

101 8th St, Oakland, CA, 94607 (510) 464-7000 www.bart.gov/police

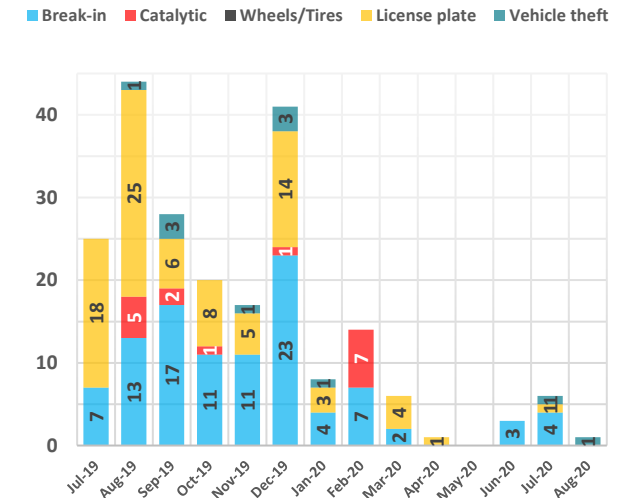
August 2020 Performance Measurement Review - **San Mateo County**

PART 1 UCR Crime	2017	2018	2019	YTD 2019	YTD 2020	PCT %
Homicide	0	0	0	0	0	-%
Rape	1	0	1	0	0	-%
Robbery	15	8	13	7	4	-43%
Aggravated Assault	6	5	8	5	3	-40%
Violent Crime Subtotal	22	13	22	12	7	-42%
Burglary (Structural)	0	0	0	0	1	-%
Larceny & Auto Burglary	208	161	332	207	57	-72%
Auto Theft	18	19	13	6	3	-50%
Arson	0	0	0	0	1	-%
Property Crime Subtotal	226	180	345	213	62	-71%
TOTAL	248	193	367	225	69	-69%

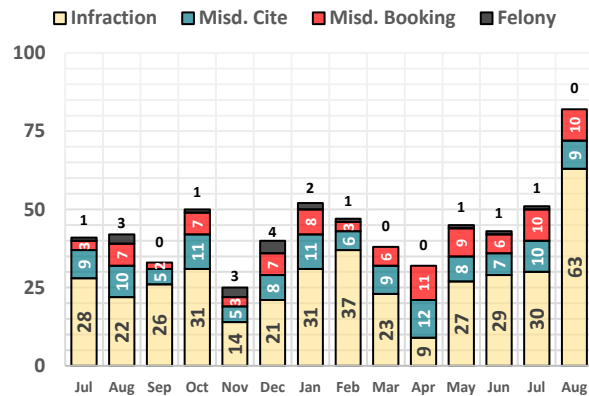
SAN MATEO ELECTRONIC THEFT



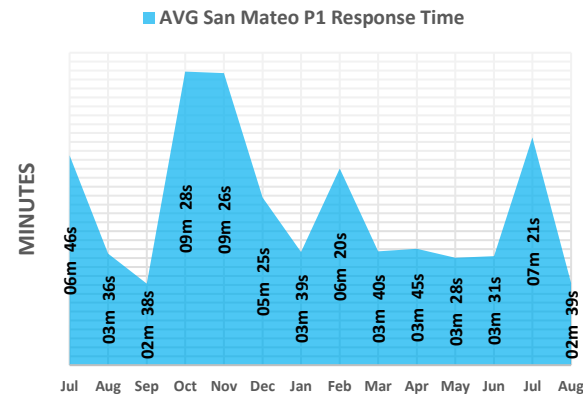
SAN MATEO VEHICLE CRIME



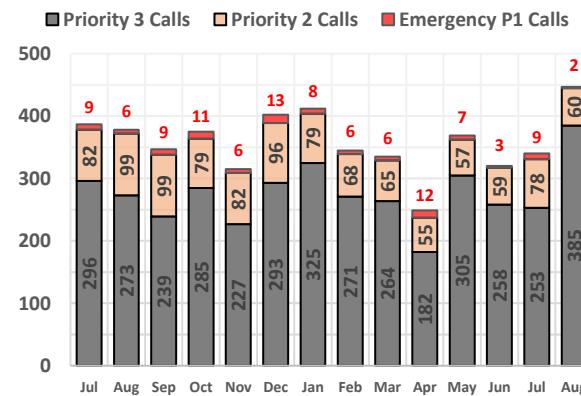
SMC ARRESTS & CITATIONS



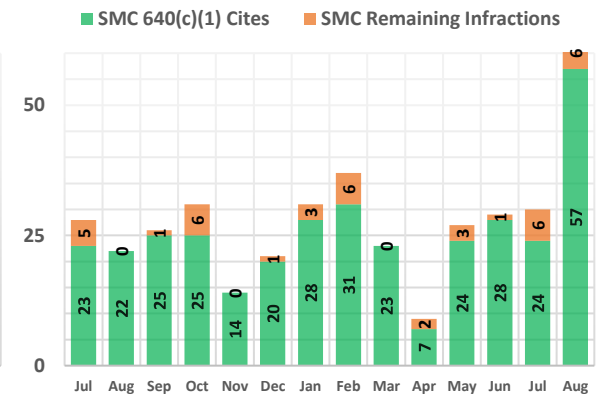
RESPONSE TIME (P1) AVG



SMC PRIORITY 1 - 3 CALLS



SMC FARE EVASION



Preface: The data is retrieved from the BART Police Database and remains unaudited until corrections. Numbers may differ from the reported data in the Uniform Crime Reporting (UCR) program. Late reporting, the reclassification or unbounding of crimes, can affect crime statistics. Overtime costs are projected numbers. Information in the on the Performance Measurements are subject to change.



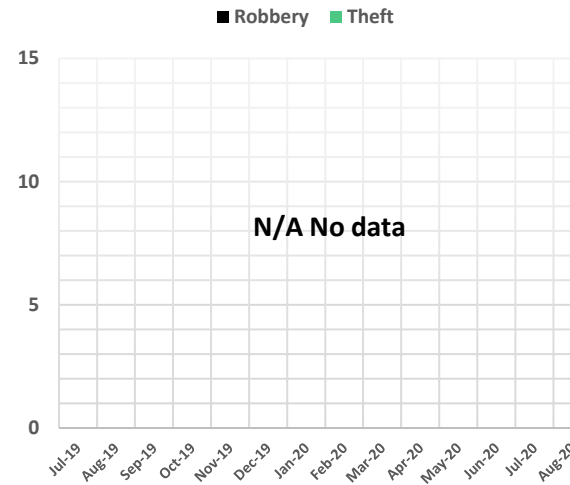
Bay Area Rapid Transit Police Department

101 8th St, Oakland, CA, 94607 (510) 464-7000 www.bart.gov/police

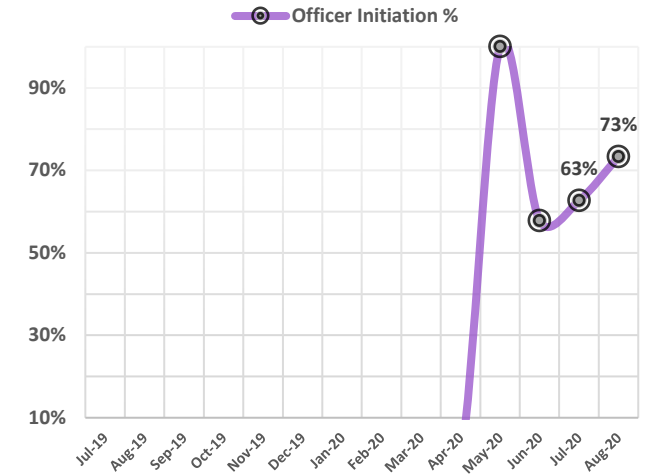
August 2020 Performance Measurement Review - Santa Clara County

PART 1 UCR Crime	2017	2018	2019	YTD 2019	YTD 2020	PCT %
Homicide	-	-	-	0	0	-%
Rape	-	-	-	0	0	-%
Robbery	-	-	-	0	0	-%
Aggravated Assault	-	-	-	0	0	-%
Violent Crime Subtotal	0	0	0	0	0	-%
Burglary (Structural)	-	-	-	0	0	-%
Larceny & Auto Burglary	-	-	-	0	0	-%
Auto Theft	-	-	-	0	0	-%
Arson	-	-	-	0	0	-%
Property Crime Subtotal	0	0	0	0	0	-%
TOTAL	0	0	0	0	0	-%

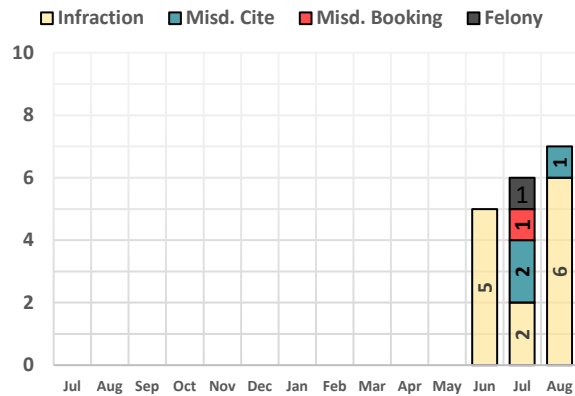
SANTA CLARA ELECTRONIC THEFT



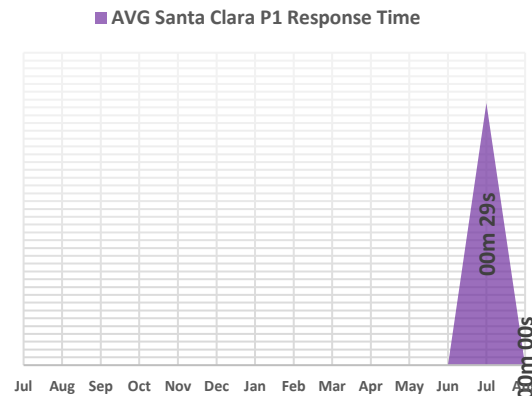
SCC OFFICER-INITIATED INCIDENTS



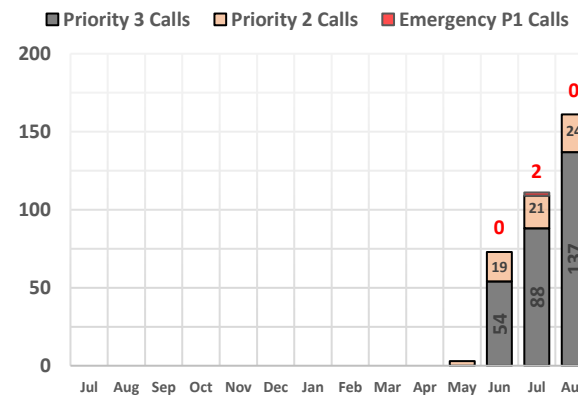
SCC ARRESTS & CITATIONS



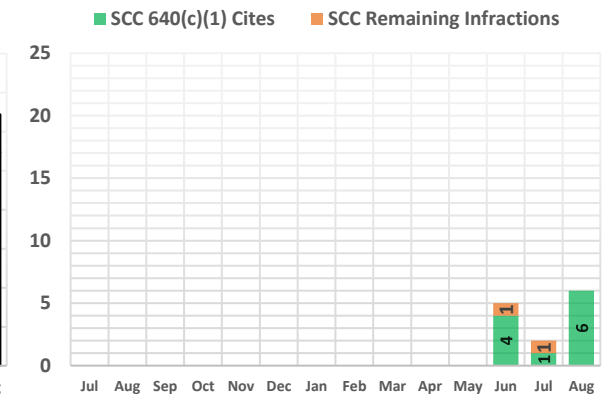
RESPONSE TIME (P1) AVG



SCC PRIORITY 1 - 3 CALLS



SCC FARE EVASION



Preface: The data is retrieved from the BART Police Database and remains unaudited until corrections. Numbers may differ from the reported data in the Uniform Crime Reporting (UCR) program. Late reporting, the reclassification or unfounding of crimes, can affect crime statistics. Overtime costs are projected numbers. Information in the on the Performance Measurements are subject to change.

**BART Police Department - Office of Internal Affairs
Investigation Log**

IA#:	DATE OCC'D	DATE REC'D	ALLEGATION	MISC	INVESTIGATOR	STATUS	5 Month Date	Due Date
IA2018-001	1/3/2018	1/3/2018	Force (OIS)		Sgt. T. Salas	Tolled	6/4/2018	
IA2018-043	6/6/2018	6/6/2018	Force		Sgt. McNack	Tolled	11/5/2018	
IA2018-060	7/22/2018	7/23/2018	Service Review		Lt. Franklin	Tolled	12/23/2018	
IA2020-017	2/15/2020	2/15/2020	Force		Sgt. McNack	Tolled	7/16/2020	2/15/2021
IA2019-112	9/20/2019	10/4/2019	Force, CUBO, POD, Supervision, Policy/Procedure	Deferred to OIPA #19-42	OIPA	OIPA Investigation	3/4/2020	10/4/2020
IA2019-117	11/4/2019	11/4/2019	Bias Based Policing	OIPA Intake #19-49	Sgt. McNack	In Progress	4/4/2020	11/4/2020
IA2019-120	11/8/2019	11/4/2020	BBP, Arrest/Detention, Force, CUBO, Axon	Deferred to OIPA #19-51	OIPA	OIPA Investigation	4/8/2020	11/4/2021
IA2019-124	10/24/2019	10/24/2019		Deferred to OIPA #19-46	OIPA	OIPA Investigation	3/24/2020	10/24/2020
IA2019-125	11/13/2019	11/13/2019	CUBO, POD, Policy/ Procedure	Deferred to OIPA #19-52	OIPA	OIPA Investigation	12/11/2019	11/13/2020
IA2019-129	12/11/2019	12/13/2019	Policy/Procedure		Sgt. McNack	In Progress	5/13/2020	12/13/2020
IA2019-133	11/21/2019	12/17/2019	Force		Sgt. McNack	In Progress	6/21/2020	12/17/2020

IA2020-015	2/12/2020	2/12/2020	Force, Arrest/Detention	Deferred to OIPA #20-07	OIPA	OIPA Investigation	7/13/2020	2/12/2021
IA2020-018	2/1/2020	2/1/2020	CUBO, Policy/Procedure		Sgt. McNack	In Progress	7/2/2020	2/1/2021
IA2020-019	2/5/2020	2/5/2020	Arrest/detention, Policy/Procedure, Search/seizure	Deferred to OIPA #20-06	OIPA	OIPA Investigation	7/6/2020	2/5/2021
IA2020-020	3/6/2021	2/20/2020	Force	OIPA Intake #20-10	Sgt. McNack	In Progress	7/21/2020	2/20/2021
IA2020-022	2/19/2020	2/21/2020	Force, Arrest/Detention, Bias Based Policing, Search or seizure	Deferred to OIPA #20-11	OIPA	OIPA Investigation	7/22/2020	2/21/2021
IA2020-023	2/29/2020	2/29/2020	Axon, Bias Based Policing		Sgt. McNack	In Progress	7/30/2020	3/1/2021
IA2020-024	2/15/2020	3/7/2020	Force, CUBO Arrest/Detention	OIPA Intake #20-13	Sgt. McNack	In Progress	8/6/2020	3/7/2021
IA2020-026	3/5/2020	3/9/2020	Arrest/Detention, BBP, Axon Policy/Procedure	Deferred to OIPA #20-14	OIPA	OIPA Investigation	7/30/2020	3/9/2021
IA2020-027	11/10/2019	3/12/2020	POD, Supervision		Sgt. T. Salas	In Progress	4/10/2020	3/12/2021
IA2020-028	3/12/2020	3/12/2020	Force		Sgt. T. Salas	In Progress	8/11/2020	3/12/2021
IA2020-031	3/11/2020	3/14/2020	CUBO		Sgt. McNack	In Progress	8/13/2020	3/14/2021

IA2020-033	4/1/2020	4/1/2020	Force, Axon		Sgt. T. Salas	In Progress	8/31/2020	4/1/2021
IA2020-035	4/26/2020	4/26/2020	BBP, CUBO, Axon	Formal/Admin Investigation	Sgt. T. Salas	In Progress	9/25/2020	4/26/2021
IA2020-036	Unk	4/30/2020	Arrest/Detention, POD, Axon	OIPA Intake #20-17	Sgt. McNack	In Progress	9/29/2020	4/30/2021
IA2020-037	Unk	4/30/2020	POD	OIPA Intake #20-18	Sgt. T. Salas	In Progress	10/3/2020	4/30/2021
IA2020-038	5/4/2019	5/13/2020	POD	Clear by Video	Sgt. T. Salas	In Progress	10/12/2020	5/13/2021
IA2020-039	5/14/2019	5/14/2020	POD		Sgt. T. Salas	In Progress	10/12/2020	5/14/2021
IA2020-040	5/12/2020	5/12/2020	Force, Arrest/Detention		Sgt. McNack	In Progress	10/11/2020	5/12/2021
IA2020-042	6/2/2020	6/3/2020	Arrest/Detention		Sgt. T. Salas	In Progress	11/2/2020	6/3/2021
IA2020-044	6/4/2020	6/5/2020	CUBO, Courtesy, Policy/Procedure	Deferred to OIPA #20-19	OIPA	In Progress	11/4/2020	6/5/2021
IA2020-046	6/8/2020	6/8/2020	BBP, CUBO		Sgt. T. Salas	In Progress	11/7/2020	6/8/2021
IA2020-047	6/11/2020	6/12/2020	CUBO	Clear by Video	Sgt. T. Salas	In Progress	11/11/2020	6/12/2021
IA2020-048	7/23/2020	7/23/2020	Force		Sgt. T. Salas	In Progress	12/22/2020	7/23/2021
IA2020-049	8/5/2020	8/6/2020	CUBO	S.R.	Sgt. T. Salas	In Progress	9/5/2020	8/6/2021

BART Watch - 2020

	Jan	Feb	Mar	Apr	May	Jun	Jul	Aug	Sep	Oct	Nov	Dec	YTD
Crime in Progress	53	60	32	17	9	17	16	16					
Disruptive Behavior	589	593	352	78	86	114	140	146					
Drug Use	294	222	155	38	52	64	62	71					
Human Trafficking	2	0	0	3	1	0	1	0					
Illegally Parked Vehicle	16	22	1	1	2	2	2	2					
Aggressive Panhandling	40	42	15	3	5	3	4	9					
Report a Crime Tip	22	28	10	4	13	29	14	4					
Robbery/Theft	18	13	10	5	6	5	1	6					
Sexual Assault/Lewd Behavior	20	17	35	246	137	327	2	6					
Suspicious Activity	82	71	58	28	17	28	19	18					
Unattended Bag or Package	28	25	9	2	5	6	3	2					
Unsecure Door	11	2	4	4	3	2	0	1					
Vandalism	64	55	21	18	6	21	15	10					
Welfare Check	144	121	91	27	29	39	50	36					
Total	1383	1271	793	474	371	657	329	327					
Text-a-Tip	-	-	-	-	-	-	-	20					

Total Downloads: 89,142

Total Reports Made

Anonymous: 41.10%

Non-Anonymous: 59.90%