

# BART POLICE DEPARTMENT



## February 2020

### MONTHLY REPORT



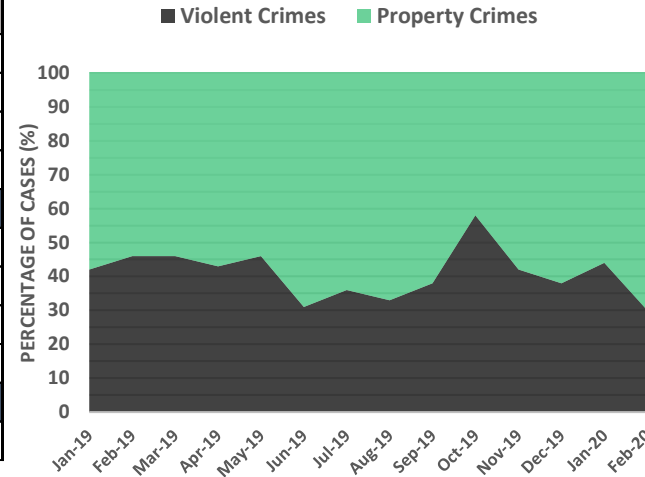
# Bay Area Rapid Transit Police Department

101 8th St, Oakland, CA, 94607 (510) 464-7000 [www.bart.gov/police](http://www.bart.gov/police)

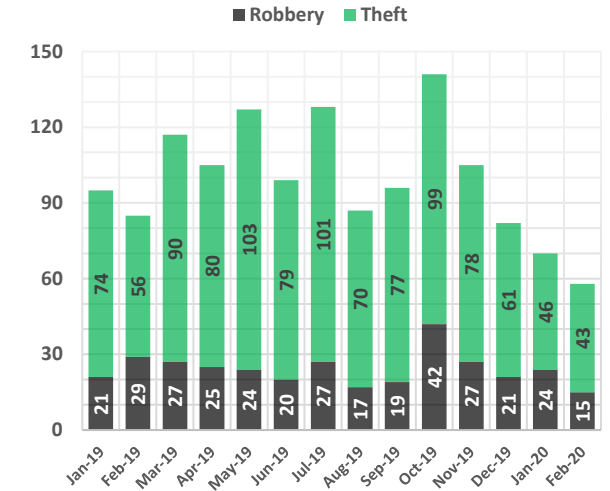
February 2020 Performance Measurement Review - **Systemwide**

PART 1 UCR Crime	2014	2015	2016	2017	2018	2019	YTD 2019	YTD 2020	PCT %
Homicide	0	1	1	0	3	2	0	0	-%
Rape	2	3	4	8	3	7	2	1	-50%
Robbery	153	161	232	290	345	378	66	56	-15%
Aggravated Assault	71	73	93	125	130	112	20	17	-15%
<b>Violent Crime Subtotal</b>	<b>226</b>	<b>238</b>	<b>330</b>	<b>423</b>	<b>481</b>	<b>499</b>	<b>88</b>	<b>74</b>	<b>-16%</b>
Burglary (Structural)	7	4	12	15	18	16	3	3	0%
Larceny & Auto Burglary	2,597	2,325	2,217	2,593	2,565	3,177	458	429	-6%
Auto Theft	522	480	480	420	348	247	28	30	+7%
Arson	0	0	1	4	4	4	0	1	-%
<b>Property Crime Subtotal</b>	<b>3,126</b>	<b>2,809</b>	<b>2,710</b>	<b>3,032</b>	<b>2,935</b>	<b>3,444</b>	<b>489</b>	<b>463</b>	<b>-5%</b>
<b>TOTAL</b>	<b>3,352</b>	<b>3,047</b>	<b>3,040</b>	<b>3,455</b>	<b>3,416</b>	<b>3,943</b>	<b>577</b>	<b>537</b>	<b>-7%</b>

## PART 1 CRIME OVERALL



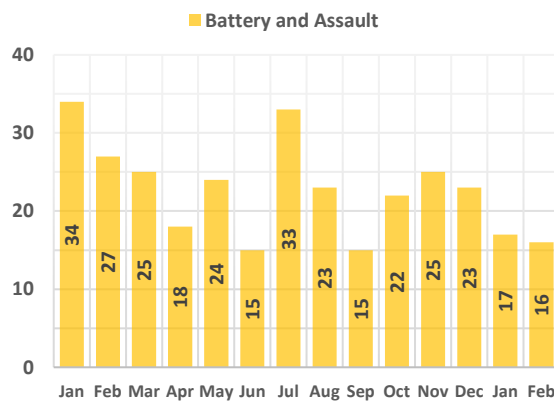
## ELECTRONIC THEFT



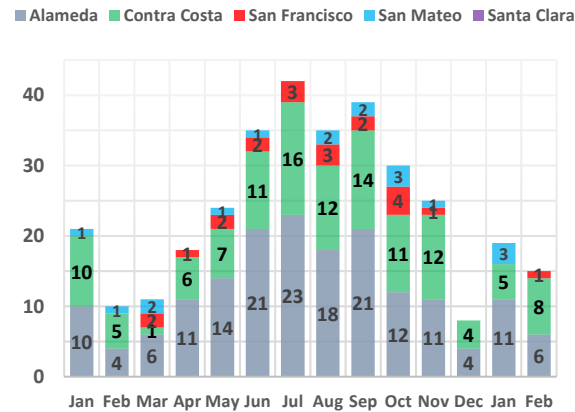
## Part 1 Crimes: Top Five Stations

February 2020: A30/COS A60/HAS A50/BFS A20/FVS M10/OWS  
 Full Year 2019: A30/COS A60/HAS M10/OWS A20/FVS A40/SLS

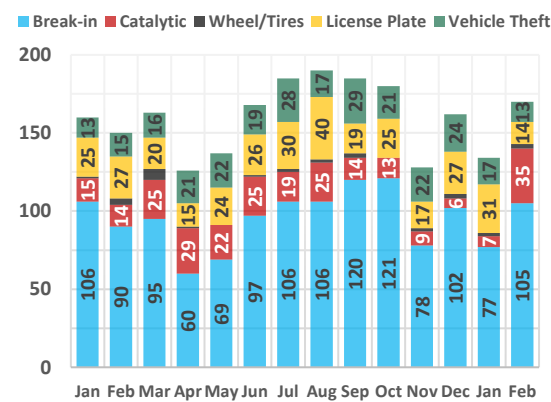
## BATTERY & ASSAULT ON BART



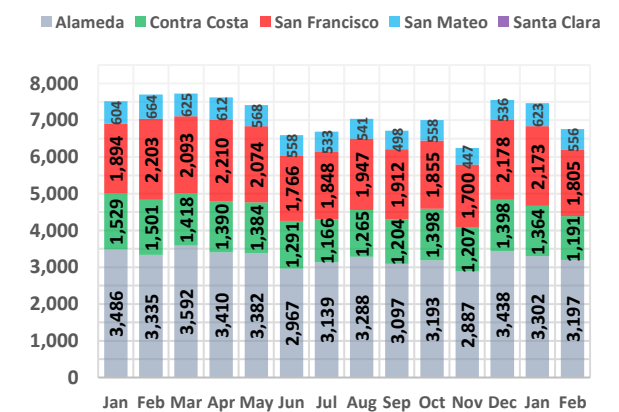
## BICYCLE THEFT



## VEHICLE CRIME



## CALLS TO DISPATCH



**Preface:** The data is retrieved from the BART Police Database and remains unaudited until corrections. Numbers may differ from the reported data in the Uniform Crime Reporting (UCR) program.

Late reporting, the reclassification or unfounding of crimes, can affect crime statistics. Overtime costs are projected numbers. Information in the on the Performance Measurements are subject to change.

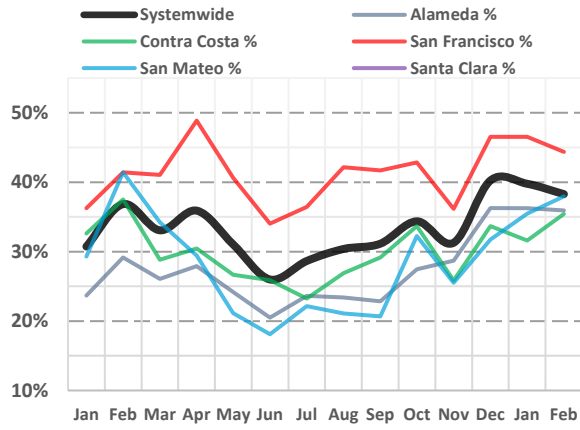


# Bay Area Rapid Transit Police Department

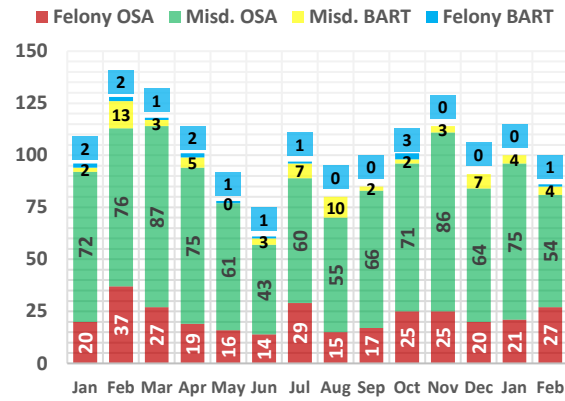
101 8th St, Oakland, CA, 94607 (510) 464-7000 [www.bart.gov/police](http://www.bart.gov/police)

February 2020 Performance Measurement Review - Systemwide

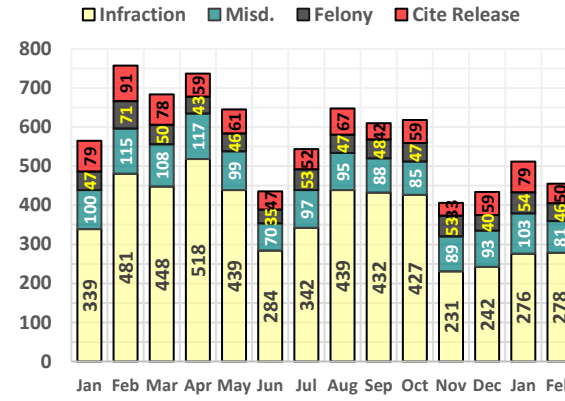
## OFFICER-INITIATED INCIDENTS



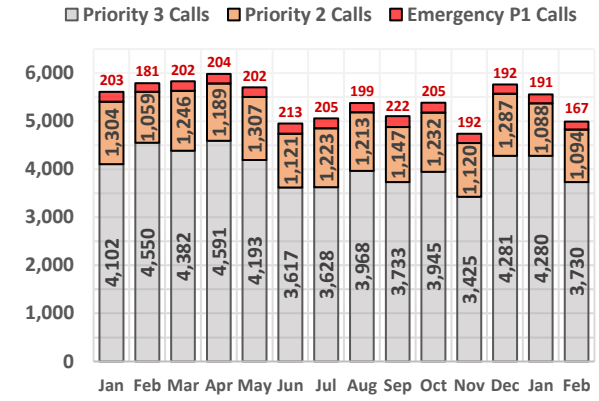
## WARRANT ARRESTS



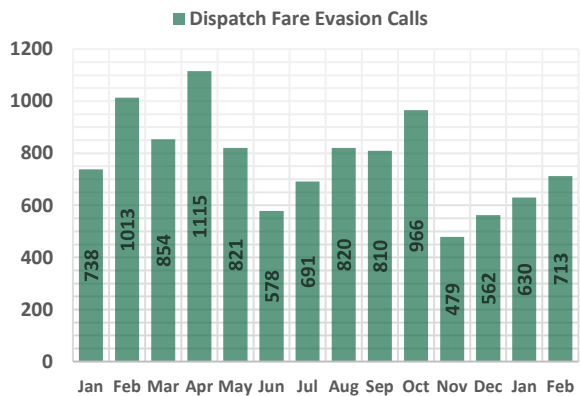
## ALL BOOKINGS & ARRESTS



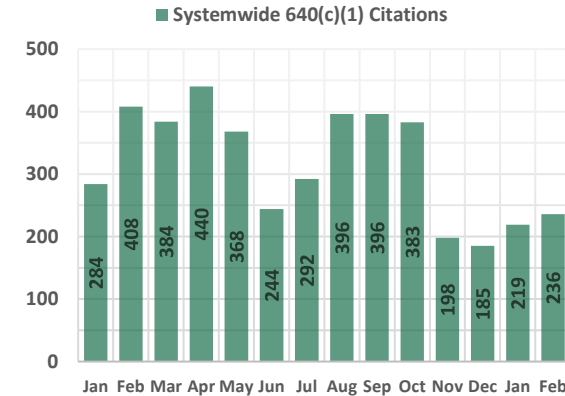
## PRIORITY TYPE 1 - 3 CALLS



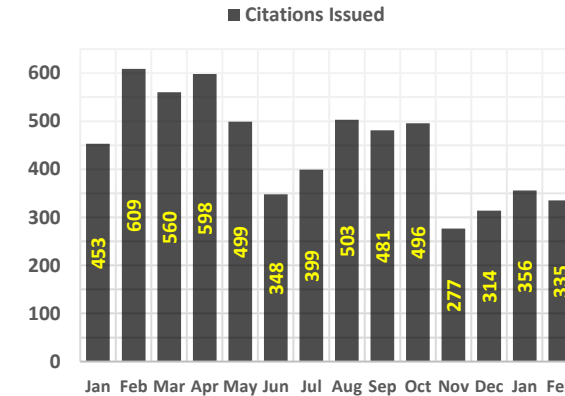
## FARE EVASION CAD CALLS



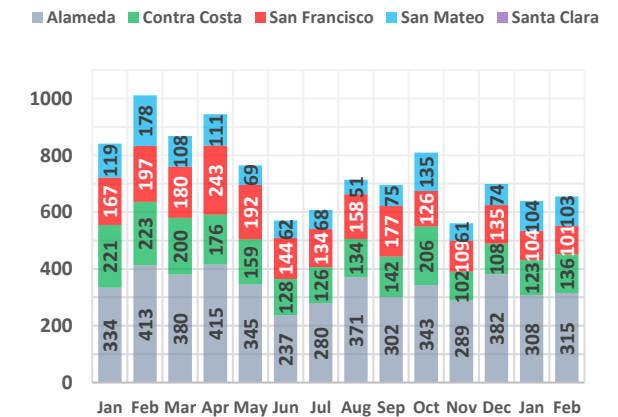
## FARE EVASION CITATIONS



## ALL CITATIONS



## FIELD INTERVIEWS



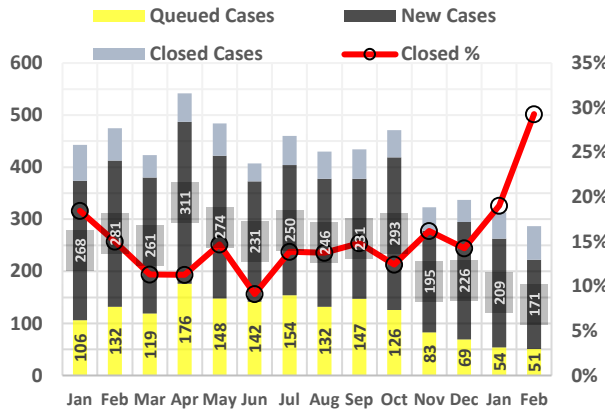


# Bay Area Rapid Transit Police Department

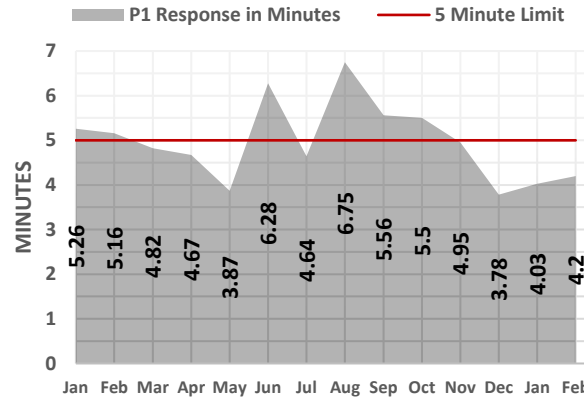
101 8th St, Oakland, CA, 94607 (510) 464-7000 [www.bart.gov/police](http://www.bart.gov/police)

February 2020 Performance Measurement Review - **Systemwide**

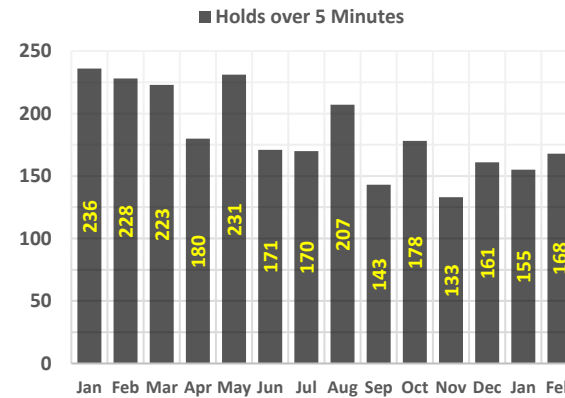
## INVESTIGATIONS CASELOAD %



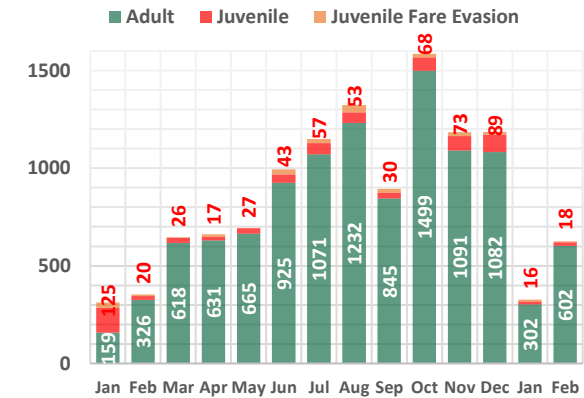
## SYSTEM RESPONSE TIME (P1) AVG



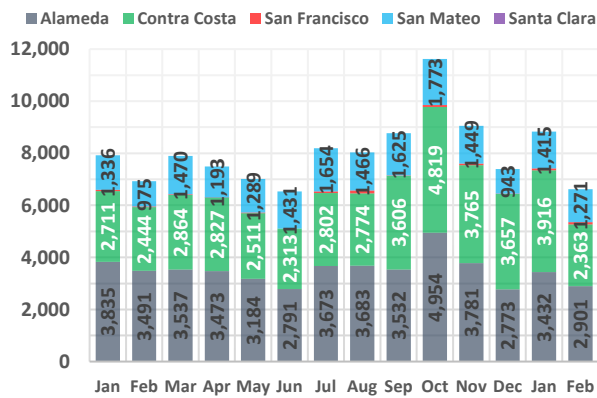
## POLICE TRAIN HOLDS



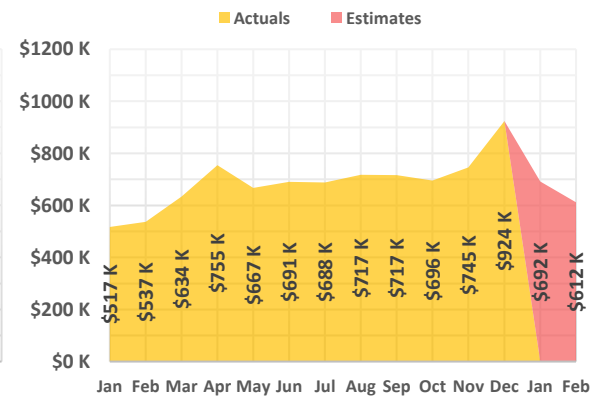
## PROOF OF PAYMENT CITATIONS



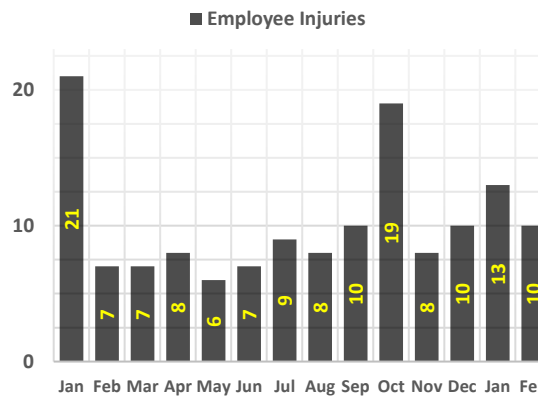
## PARKING CITATIONS



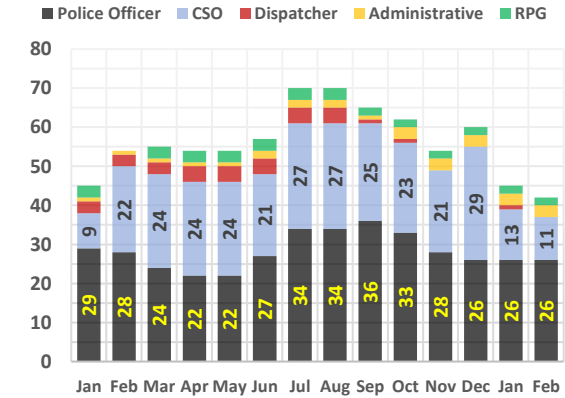
## OVERTIME UTILIZATION (IN THOUSANDS)



## EMPLOYEE INJURIES



## VACANCIES



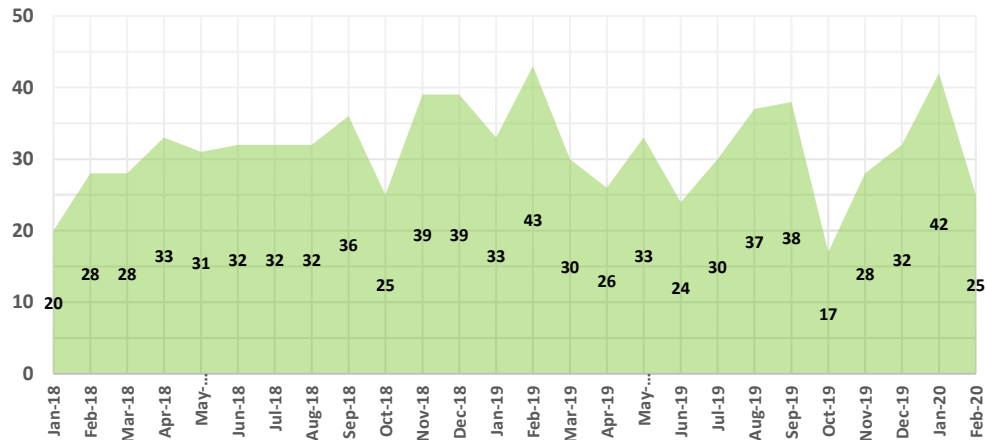


# Bay Area Rapid Transit Police Department

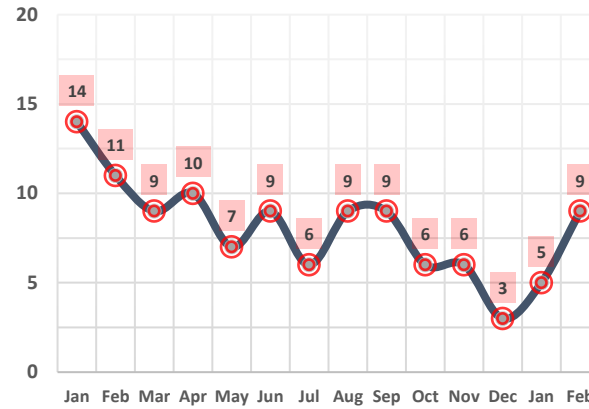
101 8th St, Oakland, CA, 94607 (510) 464-7000 [www.bart.gov/police](http://www.bart.gov/police)

February 2020 Performance Measurement Review - **Systemwide**

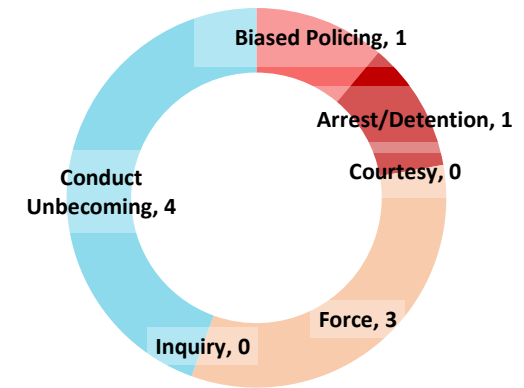
**AB716 - PROHIBITION ORDERS**



**INTERNAL AFFAIRS COMPLAINTS**

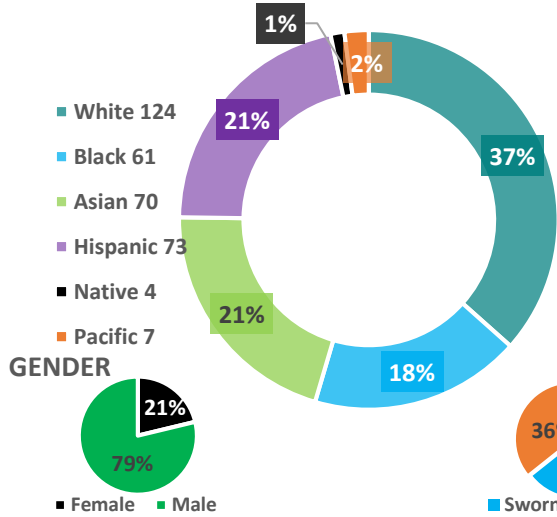


**IA COMPLAINTS RECEIVED<sup>1</sup>**

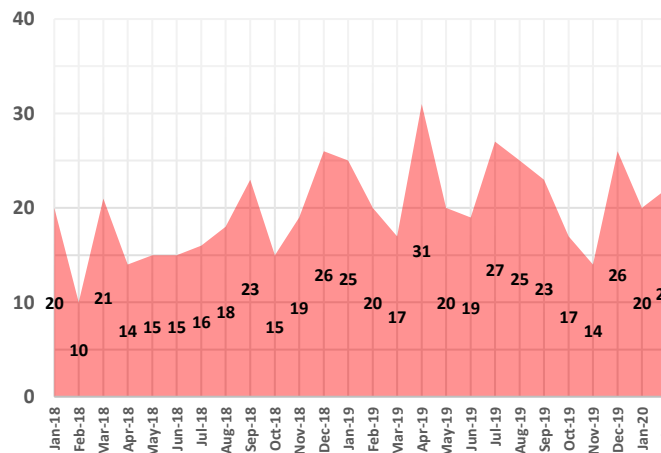


1: Each incident could contain more than one allegation. This chart reflects the most significant allegation per

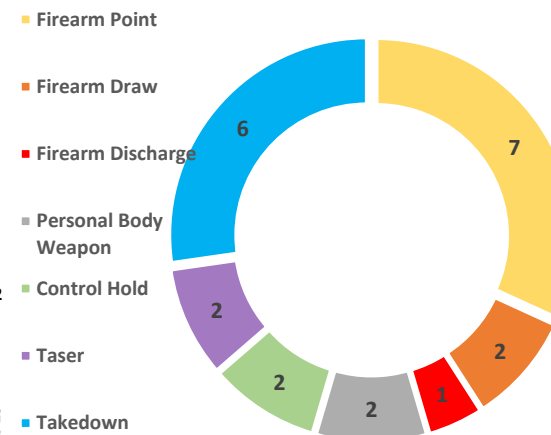
**DEPARTMENT ETHNIC DIVERSITY**



**USE OF FORCE INCIDENTS**

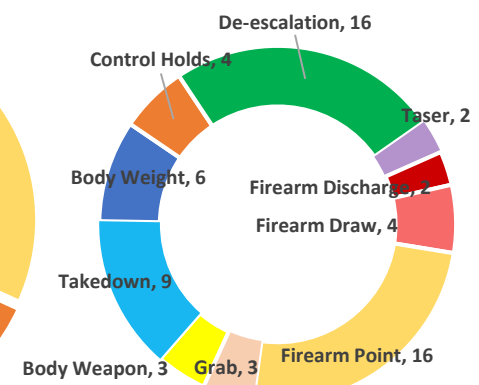


**INCIDENT FORCE OPTIONS USED<sup>2</sup>**



2: Some incidents involved the use of multiple force options. If two officers involved in the same incident used the same force option, this data would reflect both officers. As an example, if two officers used control holds in the same

**TYPES OF FORCE USED<sup>3</sup>**



3: Each incident could contain more than one force option. This chart reflects most significant force options used per incident.



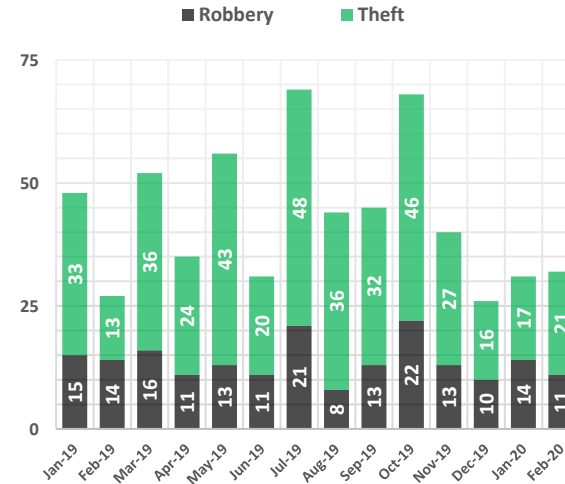
# Bay Area Rapid Transit Police Department

101 8th St, Oakland, CA, 94607 (510) 464-7000 [www.bart.gov/police](http://www.bart.gov/police)

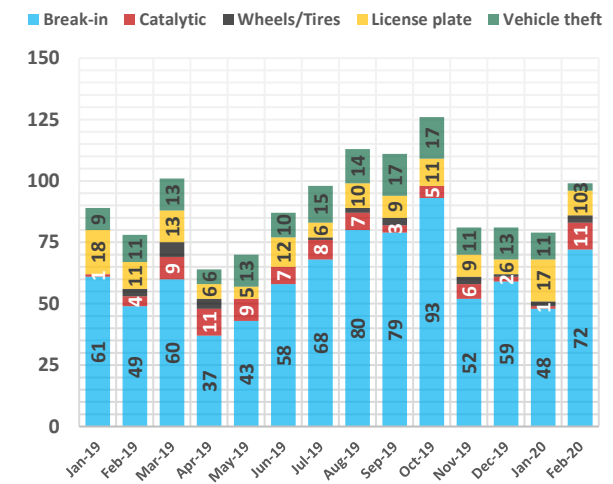
February 2020 Performance Measurement Review - Alameda County

PART 1 UCR Crime	2017	2018	2019	YTD 2019	YTD 2020	PCT %
Homicide	0	2	1	0	0	-%
Rape	6	3	2	0	1	-%
Robbery	191	211	229	38	37	-3%
Aggravated Assault	73	87	52	9	9	0%
Violent Crime Subtotal	270	303	284	47	47	0%
Burglary (Structural)	8	11	13	1	2	+100%
Larceny & Auto Burglary	1,471	1,262	1,634	223	248	+11%
Auto Theft	266	201	149	20	14	-30%
Arson	2	3	5	0	0	-%
Property Crime Subtotal	1,747	1,477	1,801	244	264	+8%
<b>TOTAL</b>	<b>2,017</b>	<b>1,780</b>	<b>2,085</b>	<b>291</b>	<b>311</b>	<b>+7%</b>

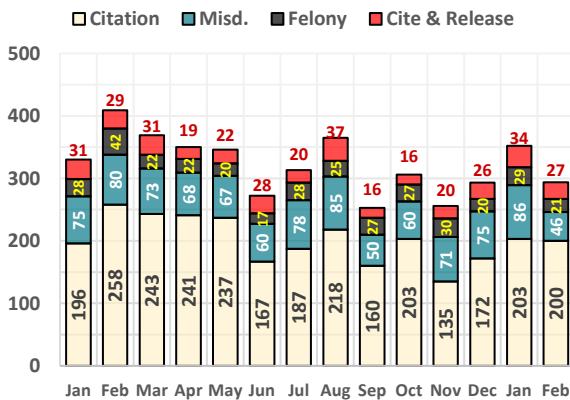
## ALAMEDA ELECTRONIC THEFT



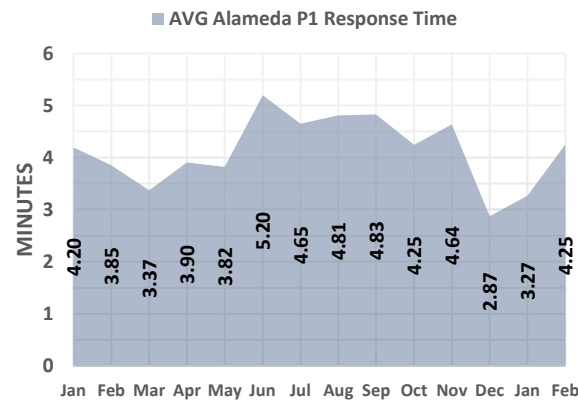
## ALAMEDA VEHICLE CRIME



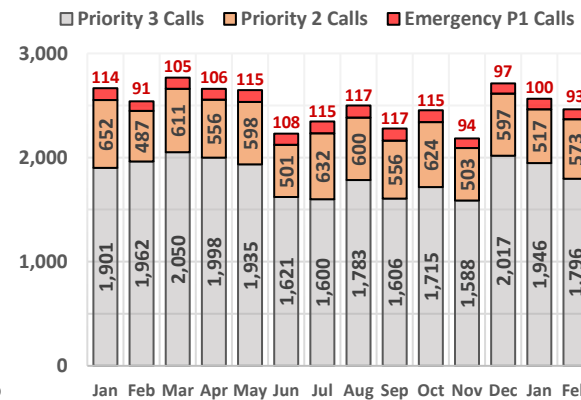
## ALAMEDA ARRESTS & CITATIONS



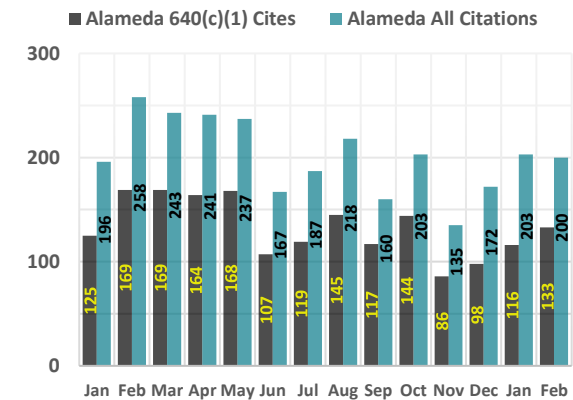
## RESPONSE TIME (P1) AVG



## ALAMEDA PRIORITY 1 - 3 CALLS



## ALAMEDA FARE EVASION



**Preface:** The data is retrieved from the BART Police Database and remains unaudited until corrections. Numbers may differ from the reported data in the Uniform Crime Reporting (UCR) program.

Late reporting, the reclassification or unfounding of crimes, can affect crime statistics. Overtime costs are projected numbers. Information in the on the Performance Measurements are subject to change.



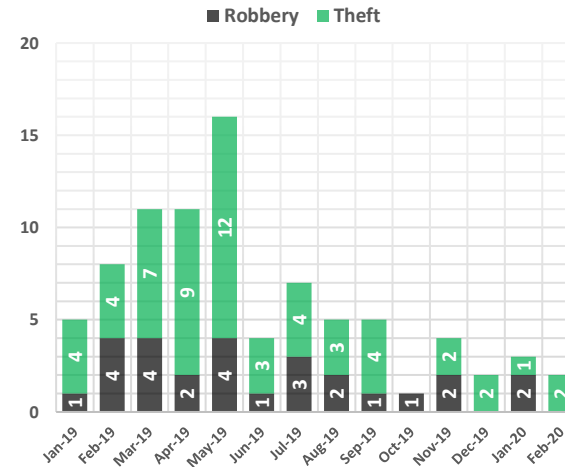
# Bay Area Rapid Transit Police Department

101 8th St, Oakland, CA, 94607 (510) 464-7000 [www.bart.gov/police](http://www.bart.gov/police)

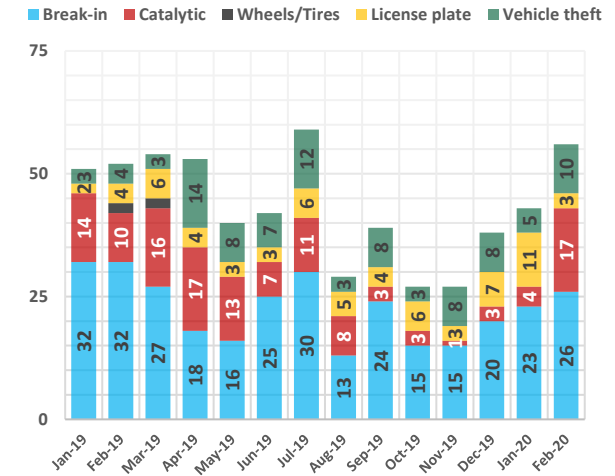
February 2020 Performance Measurement Review - **Contra Costa County**

PART 1 UCR Crime	2017	2018	2019	YTD 2019	YTD 2020	PCT %
Homicide	0	1	0	0	0	-%
Rape	1	0	4	1	0	-100%
Robbery	35	29	34	7	5	-29%
Aggravated Assault	23	20	23	2	1	-50%
<b>Violent Crime Subtotal</b>	<b>59</b>	<b>50</b>	<b>61</b>	<b>10</b>	<b>6</b>	<b>-40%</b>
Burglary (Structural)	2	1	2	0	0	-%
Larceny & Auto Burglary	675	669	592	107	95	-11%
Auto Theft	134	124	81	7	15	+114%
Arson	3	1	0	0	0	-%
<b>Property Crime Subtotal</b>	<b>814</b>	<b>795</b>	<b>675</b>	<b>114</b>	<b>110</b>	<b>-4%</b>
<b>TOTAL</b>	<b>873</b>	<b>845</b>	<b>736</b>	<b>124</b>	<b>116</b>	<b>-6%</b>

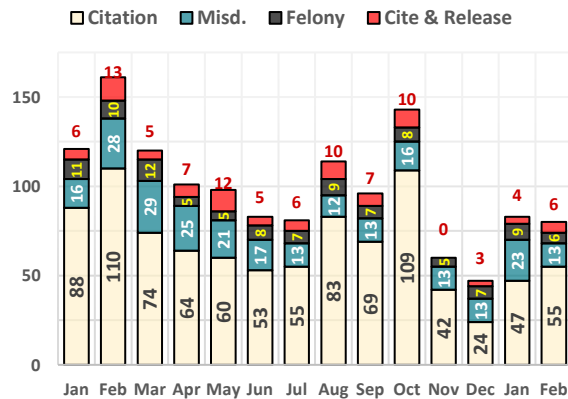
## CONTRA COSTA ELECTRONIC THEFT



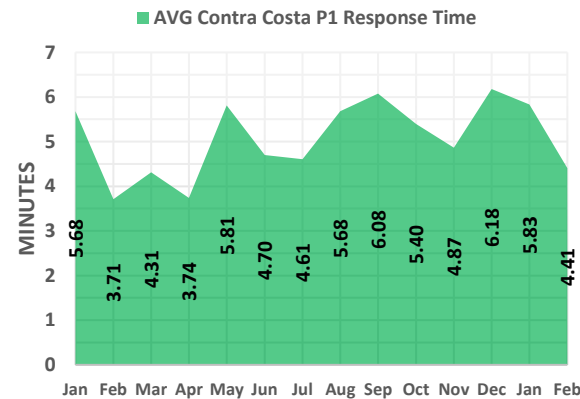
## CONTRA COSTA VEHICLE CRIME



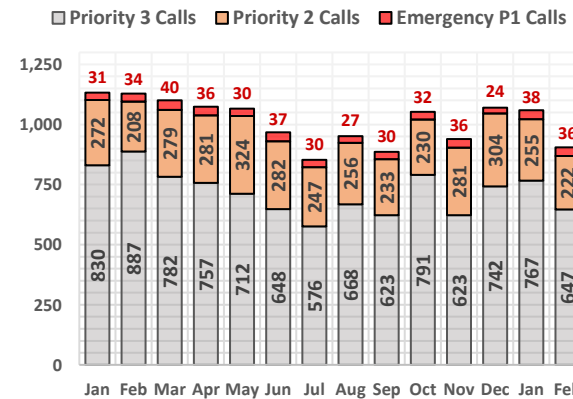
## COCO ARRESTS & CITATIONS



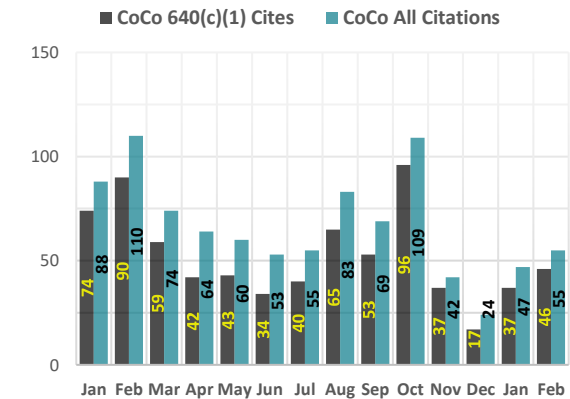
## RESPONSE TIME (P1) AVG



## COCO PRIORITY 1 - 3 CALLS



## COCO FARE EVASION



**Preface:** The data is retrieved from the BART Police Database and remains unaudited until corrections. Numbers may differ from the reported data in the Uniform Crime Reporting (UCR) program. Late reporting, the reclassification or unfounding of crimes, can affect crime statistics. Overtime costs are projected numbers. Information in the on the Performance Measurements are subject to change.



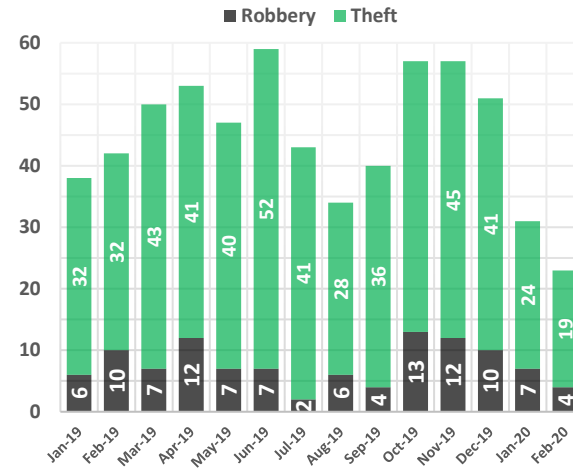
# Bay Area Rapid Transit Police Department

101 8th St, Oakland, CA, 94607 (510) 464-7000 [www.bart.gov/police](http://www.bart.gov/police)

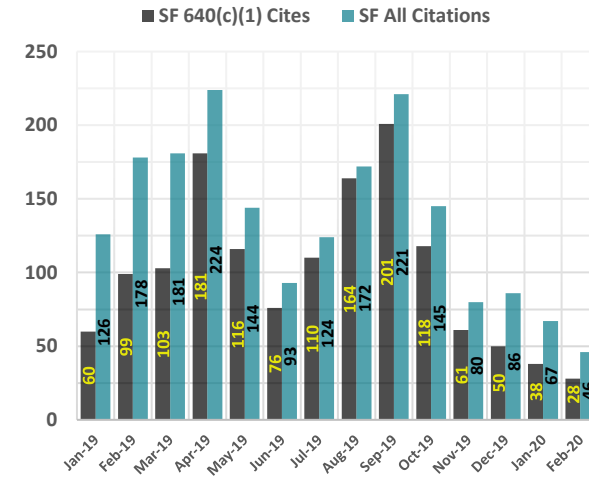
February 2020 Performance Measurement Review - San Francisco County

PART 1 UCR Crime	2017	2018	2019	YTD 2019	YTD 2020	PCT %
Homicide	0	0	0	0	0	-%
Rape	0	0	0	1	0	-100%
Robbery	49	97	104	17	13	-24%
Aggravated Assault	23	18	28	8	5	-38%
<b>Violent Crime Subtotal</b>	<b>72</b>	<b>115</b>	<b>132</b>	<b>26</b>	<b>18</b>	<b>-31%</b>
Burglary (Structural)	5	6	4	0	1	-%
Larceny & Auto Burglary	244	473	619	107	72	-33%
Auto Theft	2	1	1	0	0	-%
Arson	0	0	0	0	0	-%
<b>Property Crime Subtotal</b>	<b>251</b>	<b>480</b>	<b>624</b>	<b>107</b>	<b>73</b>	<b>-32%</b>
<b>TOTAL</b>	<b>323</b>	<b>595</b>	<b>756</b>	<b>133</b>	<b>91</b>	<b>-32%</b>

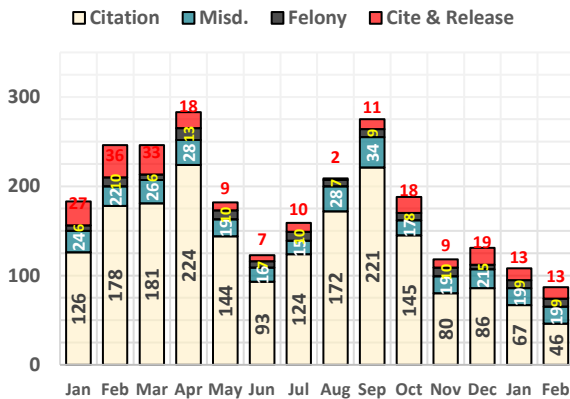
## SAN FRANCISCO ELECTRONIC THEFT



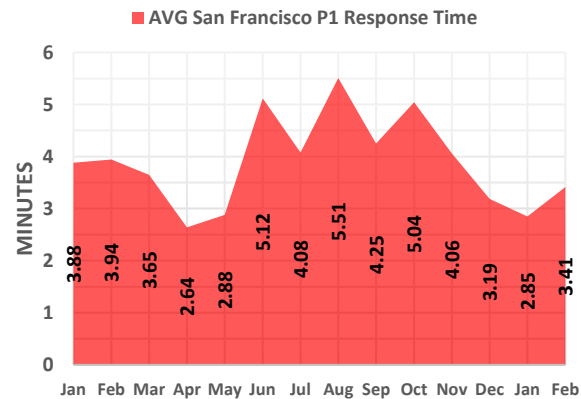
## SAN FRANCISCO FARE EVASION



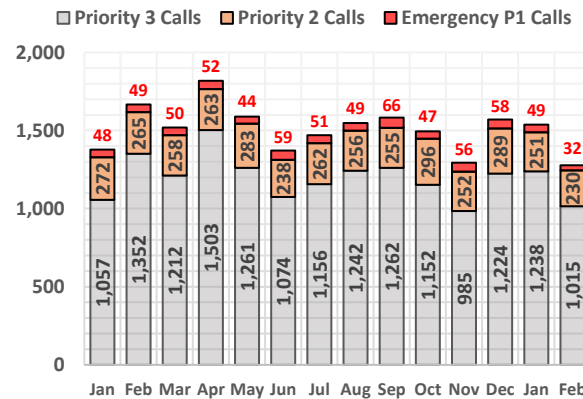
## SF ARRESTS & CITATIONS



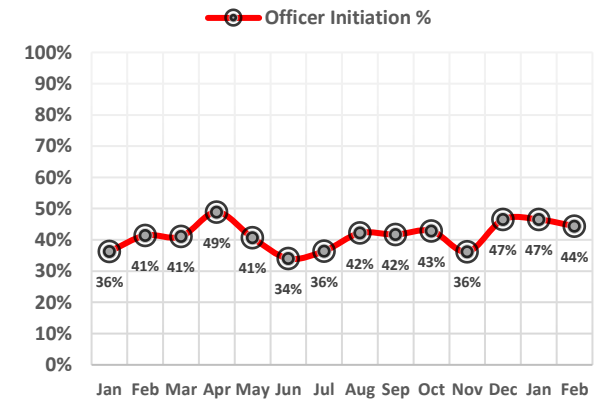
## RESPONSE TIME (P1) AVG



## SF PRIORITY 1 - 3 CALLS



## SF OFFICER-INITIATED INCIDENTS



**Preface:** The data is retrieved from the BART Police Database and remains unaudited until corrections. Numbers may differ from the reported data in the Uniform Crime Reporting (UCR) program. Late reporting, the reclassification or unfounding of crimes, can affect crime statistics. Overtime costs are projected numbers. Information in the on the Performance Measurements are subject to change.





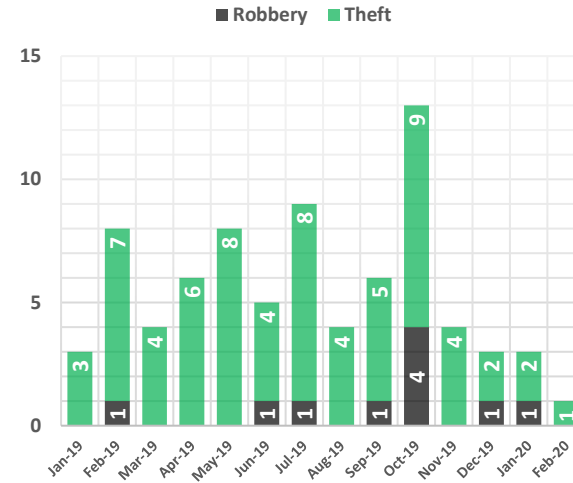
# Bay Area Rapid Transit Police Department

101 8th St, Oakland, CA, 94607 (510) 464-7000 [www.bart.gov/police](http://www.bart.gov/police)

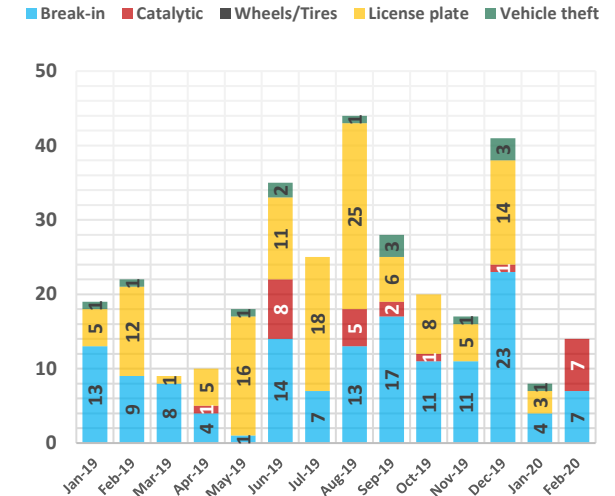
February 2020 Performance Measurement Review - San Mateo County

PART 1 UCR Crime	2017	2018	2019	YTD 2019	YTD 2020	PCT %
Homicide	0	0	0	0	0	-%
Rape	1	0	1	0	0	-%
Robbery	15	8	13	4	1	-75%
Aggravated Assault	6	5	8	0	2	-%
<b>Violent Crime Subtotal</b>	<b>22</b>	<b>13</b>	<b>22</b>	<b>4</b>	<b>3</b>	<b>-25%</b>
Burglary (Structural)	0	0	0	0	0	-%
Larceny & Auto Burglary	208	161	332	50	30	-40%
Auto Theft	18	19	13	2	1	-50%
Arson	0	0	0	0	1	-%
<b>Property Crime Subtotal</b>	<b>226</b>	<b>180</b>	<b>345</b>	<b>52</b>	<b>32</b>	<b>-38%</b>
<b>TOTAL</b>	<b>248</b>	<b>193</b>	<b>367</b>	<b>56</b>	<b>35</b>	<b>-38%</b>

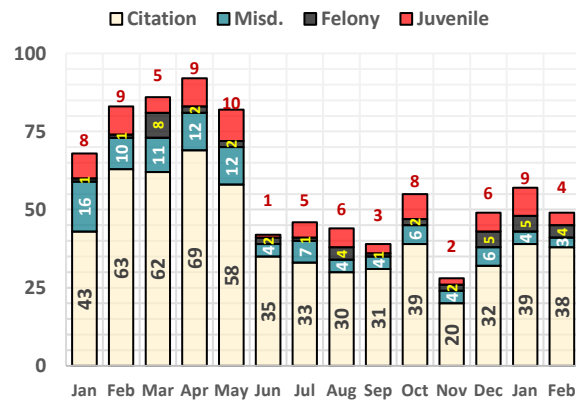
## SAN MATEO ELECTRONIC THEFT



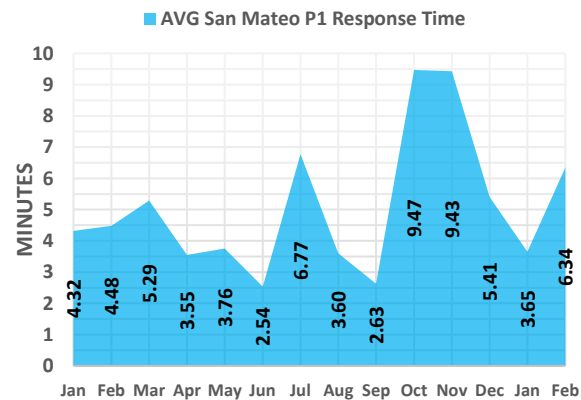
## SAN MATEO VEHICLE CRIME



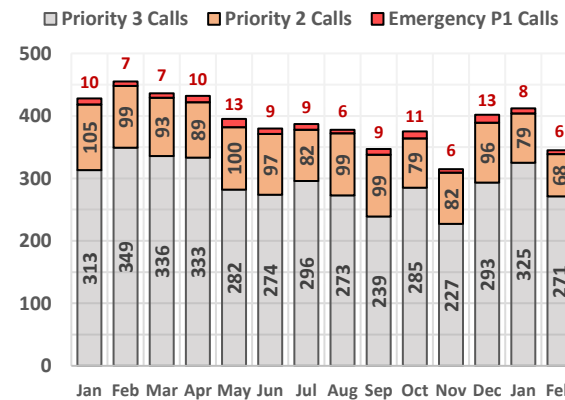
## SMC ARRESTS & CITATIONS



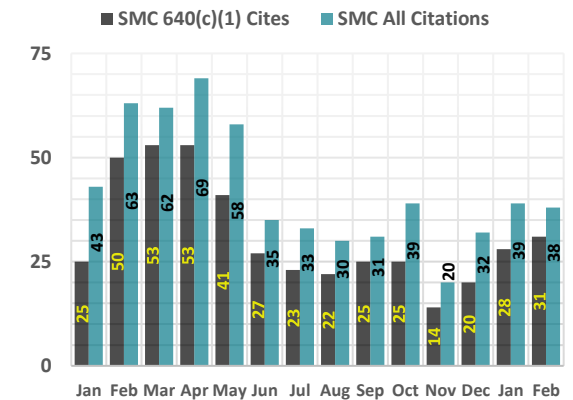
## RESPONSE TIME (P1) AVG



## SMC PRIORITY 1 - 3 CALLS



## SMC FARE EVASION



**Preface:** The data is retrieved from the BART Police Database and remains unaudited until corrections. Numbers may differ from the reported data in the Uniform Crime Reporting (UCR) program.

Late reporting, the reclassification or unfounding of crimes, can affect crime statistics. Overtime costs are projected numbers. Information in the on the Performance Measurements are subject to change.

**BART Police Department - Office of Internal Affairs**

**Investigation Log**

IA#:	DATE OCC'D	DATE REC'D	ALLEGATION	MISC	INVESTIGATOR	STATUS	5 Month Date	Due Date
IA2018-001	1/3/2018	1/3/2018	Force (OIS)		Sgt. T. Salas	Tolled	6/4/2018	
IA2018-032	UNK	4/20/2018	BBP, POD, CUBO	Deferred to OIPA #18-16	OIPA	Tolled	9/23/2018	
IA2018-043	6/6/2018	6/6/2018	Force		Sgt. McNack	Tolled	11/5/2018	
IA2018-060	7/22/2018	7/23/2018	Service Review		Lt. Franklin	Tolled	12/23/2018	
IA2019-050	4/11/2019		Per Chief regarding how department handled call for service.		Sgt. T. Salas	Awaiting training recommendation	8/28/2019	12/31/1900
IA2019-052	4/16/2019	4/16/2019	Force, CUBO		Sgt. McNack	Awaiting training recommendation	9/15/2019	4/16/2020
IA2019-053	4/17/2019	4/17/2019	CUBO, BBP	Admin Closure	Sgt. McNack	In Progress	9/16/2019	4/17/2020
IA2019-057	4/29/2019	4/29/2019	Arrest/Detention BBP, CUBO	Deferred to OIPA #19-17	OIPA	OIPA Investigation	9/28/2019	4/29/2020
IA2019-060	4/8/2019	5/6/2019	Arrest/Detention Force, Axon, CUBO	Deferred to OIPA #19-19	OIPA	OIPA Investigation	9/10/2019	5/6/2020
IA2019-063	5/7/2019	5/16/2019	Force		Lt. Franklin	In Progress	10/15/2019	5/16/2020
IA2019-068	6/3/2019	6/3/2019	Force		Sgt. McNack	In Progress	11/2/2019	6/3/2020
IA2019-070	6/6/2019	6/6/2019	POD	OIPA Intake #19-21	Sgt. McNack	In Progress	10/15/2019	6/6/2020

IA2019-072	6/5/2019	6/6/2019	Force		Sgt. McNack	In Progress	11/12/2019	6/6/2020
IA2019-073	6/13/2019	6/14/2019	Bias-Based Policing	OIPA Intake #19-22	Sgt. McNack	In Progress	11/13/2019	6/14/2020
IA2019-079	4/20/2019	7/2/2019	CUBO		Sgt. T. Salas	In Progress	12/1/2019	7/2/2020
IA2019-080	6/28/2019	7/1/2019	Bias-Based Policing	Admin Closure	Sgt. T. Salas	In Progress	11/30/2019	7/1/2020
IA2019-082	7/5/2019	7/5/2019	Force		Sgt. McNack	In Progress	12/4/2019	7/5/2020
IA2019-083	4/27/2019	6/17/2019	BBP		Sgt. McNack	In Progress	7/17/2019	6/17/2020
IA2019-088	7/30/2019	7/30/2019	Courtesy		Sgt. McNack	In Progress	12/29/2019	7/30/2020
IA2019-089	8/7/2019	8/13/2019	Force, Courtesy, Arrest or Detention	OIPA Intake #19-23 Admin Closure	Sgt. T. Salas	In Progress	1/12/2020	8/13/2020
IA2019-090	8/11/2019	8/11/2019	Policy/Procedure		Sgt. T. Salas	In Progress	1/10/2020	8/11/2020
IA2019-098	9/2/2019	9/3/2019	Policy/Procedure Force, CUBO Arrest/Detention		Sgt. McNack	In Progress	2/2/2020	9/3/2020
IA2019-099	8/29/2019	8/30/2019	Arrest/Detention Force Policy/Procedure	OIPA Intake #19-35 Clear by Video	Sgt. T. Salas	In Progress	1/29/2020	8/30/2020
IA2019-101	9/1/2019	9/1/2019	CUBO		Sgt. T. Salas	In Progress	1/28/2020	9/1/2020
IA2019-107	9/12/2019	9/12/2019	POD	Clear by Video	Sgt. T. Salas	In Progress	10/3/2019	9/12/2020
IA2019-108	8/26/2019	9/20/2019	Force Arrest/Detention Policy/Procedure	Deferred to OIPA #19-40	OIPA	OIPA Investigation	10/3/2019	9/20/2020

IA2019-109	9/18/2019	9/19/2019	POD		Sgt. McNack	In Progress	10/19/2019	9/19/2020
IA2019-111	10/1/2019	10/2/2019	Force, CUBO, Search or Seizure	Deferred to OIPA #19-41	OIPA	In Progress	3/2/2020	10/2/2020
IA2019-112	9/20/2019	10/4/2019	Force, CUBO, POD, Supervision, Policy/Procedure	Deferred to OIPA #19-42	OIPA	OIPA Investigation	3/4/2020	10/4/2020
IA2019-113	10/11/2019	10/14/2019	Bias, CUBO, Axon (admin)		Sgt. T. Salas	In Progress	3/14/2020	10/14/2020
IA2019-117	11/4/2019	11/4/2019	Bias	OIPA Intake #19-49	Sgt. McNack	In Progress	4/4/2020	11/4/2020
IA2019-119	11/5/2020	11/5/2020	BBP, Force, CUBO	Deferred to OIPA #19-50	OIPA	In Progress	4/5/2020	11/5/2021
IA2019-120	11/8/2019	11/4/2020			OIPA	OIPA Investigation	4/8/2020	11/4/2021
IA2019-122	11/11/2019	11/11/2019	CUBO	OIPA Intake #19-48	Sgt. T. Salas	In Progress	12/11/2019	11/11/2020
IA2019-124	10/24/2019	10/24/2019		Deferred to OIPA #19-46	OIPA	OIPA Investigation	3/24/2020	10/24/2020
IA2019-125	11/13/2019	11/13/2019	CUBO, POD, Policy/ Procedure	Deferred to OIPA #19-52	OIPA	OIPA Investigation	12/11/2019	11/13/2020
IA2019-129	12/11/2019	12/13/2019	Policy/Procedure		Sgt. McNack	In Progress	5/13/2020	12/13/2020
IA2019-130	10/31/2019	10/31/2019	Courtesy		Sgt. McNack	In Progress	3/31/2020	10/31/2020
IA2019-132	12/31/2019	1/1/2020	CUBO	ADMIN	Sgt. McNack	In Progress	6/1/2020	1/1/2021

IA2020-002	1/10/2020	1/10/2020	Bias Based Policing		Sgt. T. Salas	In Progress	6/10/2020	1/10/2021
IA2020-004	11/21/2019	12/17/2019	Force		Sgt. McNack	In Progress	6/21/2020	12/17/2020
IA2020-005	11/21/2019	1/22/2020	CUBO	S.R.	Sgt. T. Salas	In Progress	2/21/2020	1/22/2021
IA2020-006	1/18/2020	1/27/2020	Force		Sgt. T. Salas	In Progress	6/27/2020	1/27/2021
IA2020-008	1/18/2020	1/27/2020		OIPA Intake #20-01	Sgt. T. Salas	In Progress	6/29/2020	1/27/2021
IA2020-009	1/30/2020	1/31/2020	POD	OIPA Intake #20-04	Sgt. T. Salas	In Progress	7/1/2020	1/31/2021
IA2020-010	1/28/2020	1/28/2020	POD	OIPA Intake #20-03	Sgt. T. Salas	In Progress	2/27/2020	1/28/2021
IA2020-011	2/3/2020	2/3/2020	CUBO	OIPA Intake #20-05 Admin Closure		In Progress	7/4/2020	2/3/2021
IA2020-013	2/2/2020	2/12/2020	CUBO, Courtesy		Sgt. T. Salas	In Progress	7/13/2020	2/12/2021
IA2020-014	2/11/2020	2/11/2020	CUBO		Sgt. McNack	In Progress	7/12/2020	2/11/2021
IA2020-015	2/12/2020	2/12/2020	Force, Arrest/Detention	Deferred to OIPA #20-07	OIPA	OIPA Investigation	7/13/2020	2/12/2021
IA2020-016	2/12/2020	2/13/2020	CUBO		Sgt. T. Salas	In Progress	3/14/2020	2/13/2021
IA2020-017	2/15/2020	2/15/2020	Force		Sgt. McNack	In Progress	7/16/2020	2/15/2021
IA2020-018	2/1/2020	2/1/2020	CUBO, Policy/Procedure		Sgt. McNack	In Progress	7/2/2020	2/1/2021

IA2020-019	2/5/2020	2/5/2020	Arrest/detention, Policy/Procedure, Search/seizure	Deferred to OIPA #20-06	OIPA	OIPA Investigation	7/6/2020	2/5/2021
IA2020-020	3/6/2021	2/20/2020	Force	OIPA Intake #20-10	Sgt. McNack	In Progress	7/21/2020	2/20/2021
IA2020-021	3/6/2021	2/20/2020	POD, Policy/Procedure		Sgt. McNack	In Progress	7/21/2020	2/20/2021
IA2020-022	2/19/2020	2/21/2020	Force, Arrest/Detention, Bias Based Policing, Search or seizure	OIPA Intake #20-11	Sgt. McNack	In Progress	7/22/2020	2/21/2021
IA2020-023	2/29/2020	2/29/2020	Bias Based Policing		Sgt. McNack	In Progress	7/30/2020	3/1/2021

# BART Watch - 2020

	Jan	Feb	Mar	Apr	May	Jun	Jul	Aug	Sep	Oct	Nov	Dec	YTD
Crime in Progress	53	60											
Disruptive Behavior	589	593											
Drug Use	294	222											
Human Trafficking	2	0											
Illegally Parked Vehicle	16	22											
Aggressive Panhandling	40	42											
Report a Crime Tip	22	28											
Robbery/Theft	18	13											
Sexual Assault/Lewd Behavior	20	17											
Suspicious Activity	82	71											
Unattended Bag or Package	28	25											
Unsecure Door	11	2											
Vandalism	64	55											
Welfare Check	144	121											
<b>Total</b>	<b>1383</b>	<b>1271</b>											

Total Downloads: 87,803

Total Reports Made

Anonymous: 40.52%

Non-Anonymous: 59.48%