

BART POLICE DEPARTMENT



May 2020

MONTHLY REPORT



Bay Area Rapid Transit Police Department

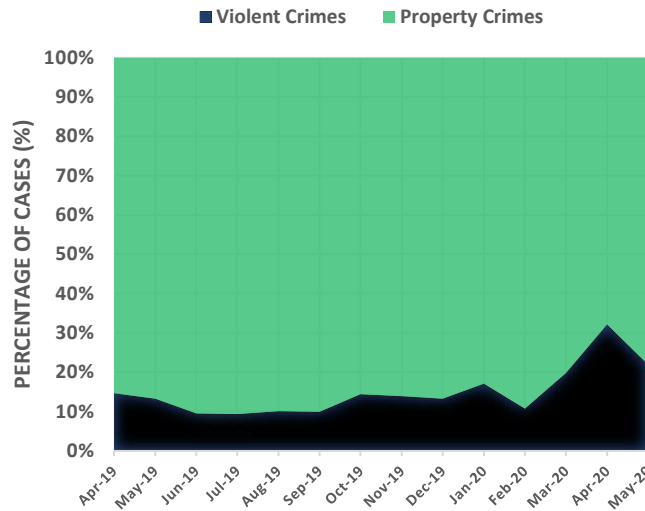
101 8th St, Oakland, CA, 94607 (510) 464-7000 www.bart.gov/police

May 2020

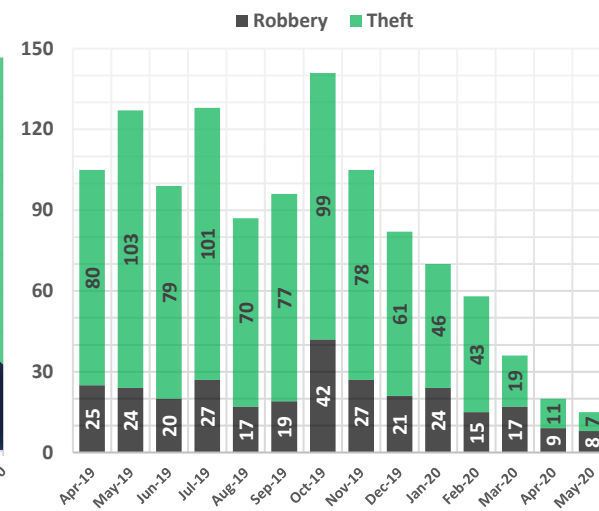
Performance Measurement Review - **Systemwide**

| PART 1 UCR Crime | 2014 | 2015 | 2016 | 2017 | 2018 | 2019 | YTD 2019 | YTD 2020 | PCT % |
|--------------------------------|--------------|--------------|--------------|--------------|--------------|--------------|--------------|------------|-------------|
| Homicide | 0 | 1 | 1 | 0 | 3 | 2 | 1 | 0 | -100% |
| Rape | 2 | 3 | 4 | 8 | 3 | 7 | 6 | 2 | -67% |
| Robbery | 153 | 161 | 232 | 290 | 345 | 378 | 161 | 111 | -31% |
| Aggravated Assault | 71 | 73 | 93 | 125 | 130 | 112 | 55 | 37 | -33% |
| Violent Crime Subtotal | 226 | 238 | 330 | 423 | 481 | 499 | 223 | 150 | -33% |
| Burglary (Structural) | 7 | 4 | 12 | 15 | 18 | 16 | 4 | 7 | +75% |
| Larceny & Auto Burglary | 2,597 | 2,325 | 2,217 | 2,593 | 2,565 | 3,177 | 1,222 | 640 | -48% |
| Auto Theft | 522 | 480 | 480 | 420 | 348 | 247 | 87 | 60 | -31% |
| Arson | 0 | 0 | 1 | 4 | 4 | 4 | 1 | 4 | +300% |
| Property Crime Subtotal | 3,126 | 2,809 | 2,710 | 3,032 | 2,935 | 3,444 | 1,314 | 711 | -46% |
| TOTAL | 3,352 | 3,047 | 3,040 | 3,455 | 3,416 | 3,943 | 1,537 | 861 | -44% |

PART 1 CRIME OVERALL



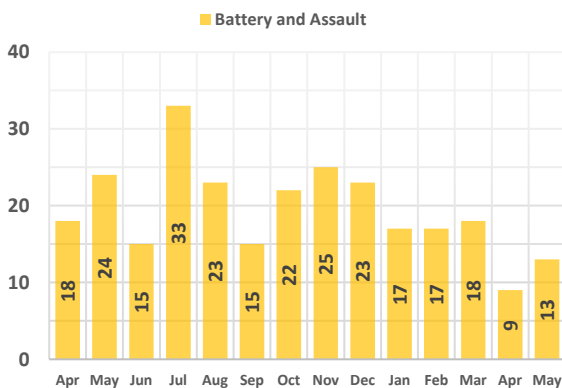
ELECTRONIC THEFT



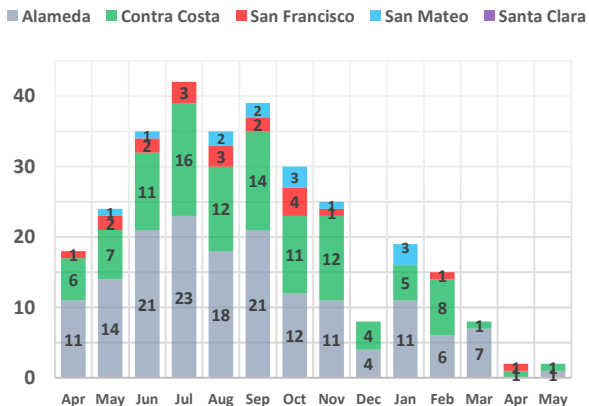
Part 1 Crimes: Top Five Stations

May 2020: A60/HAS A10/LMS A30/COS A70/SHS A20/FVS
 Full Year 2019: A30/COS A60/HAS M10/OWS A20/FVS A40/SLS

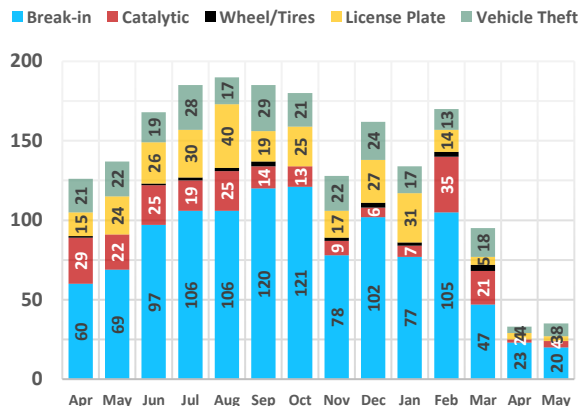
BATTERY & ASSAULT ON BART



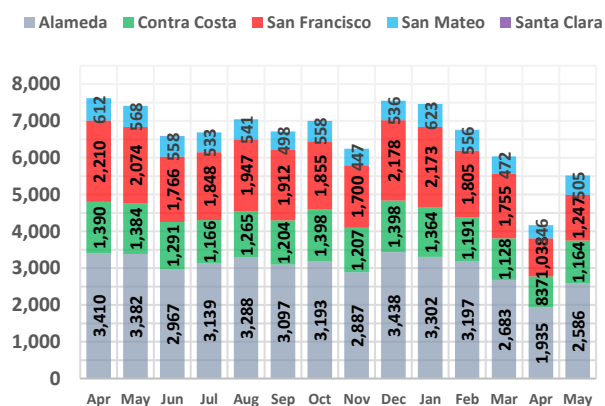
BICYCLE THEFT



VEHICLE CRIME



CALLS TO DISPATCH



Preface: The data is retrieved from the BART Police Database and remains unaudited until corrections. Numbers may differ from the reported data in the Uniform Crime Reporting (UCR) program.

Late reporting, the reclassification or unbounding of crimes, can affect crime statistics. Overtime costs are projected numbers. Information in the on the Performance Measurements are subject to change.



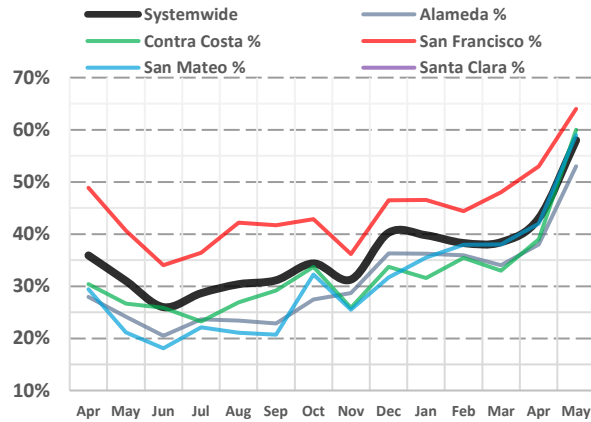
Bay Area Rapid Transit Police Department

101 8th St, Oakland, CA, 94607 (510) 464-7000 www.bart.gov/police

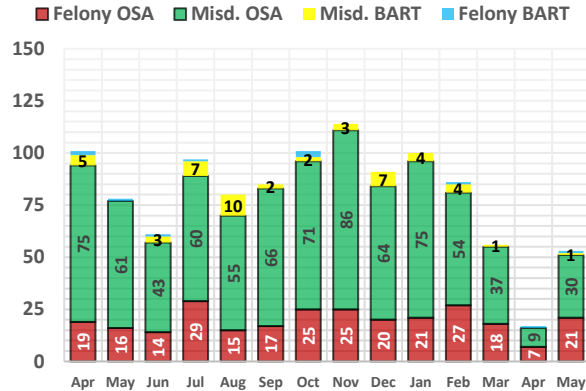
May 2020

Performance Measurement Review - **Systemwide**

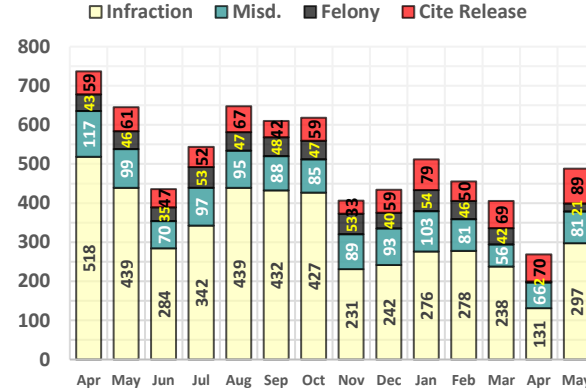
OFFICER-INITIATED INCIDENTS



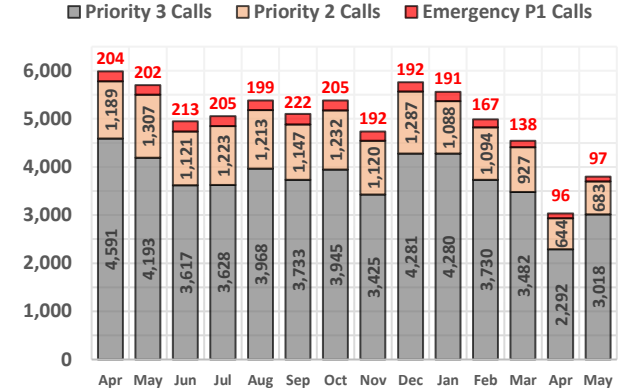
WARRANT ARRESTS



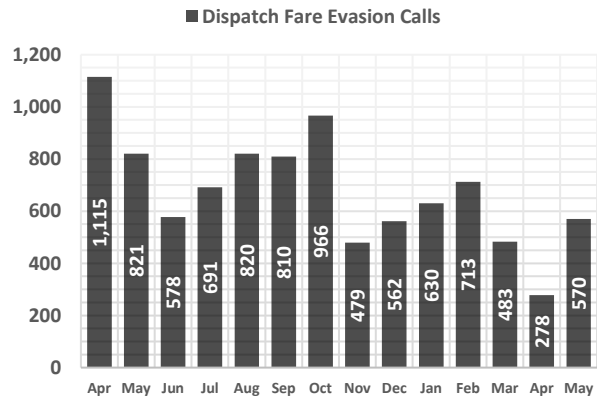
ALL BOOKINGS & ARRESTS



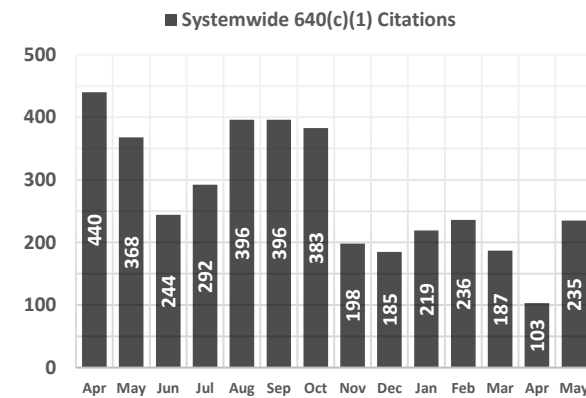
PRIORITY TYPE 1 - 3 CALLS



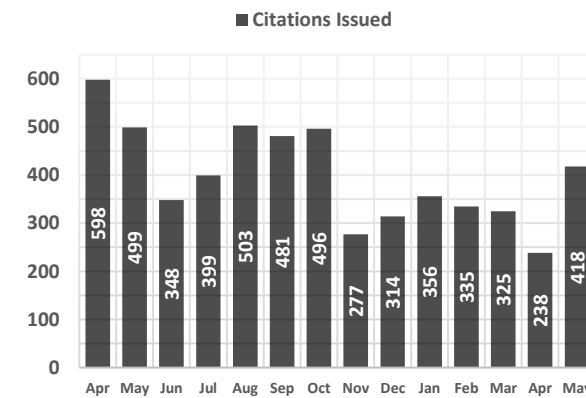
FARE EVASION CAD CALLS



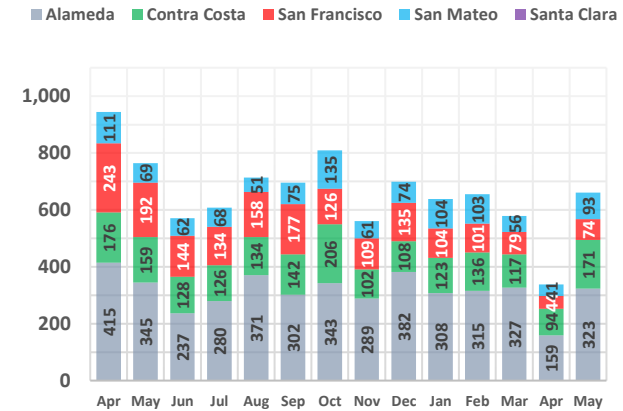
FARE EVASION CITATIONS



ALL CITATIONS



FIELD INTERVIEWS





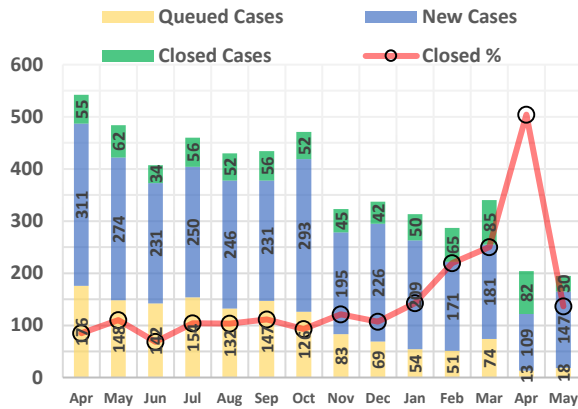
Bay Area Rapid Transit Police Department

101 8th St, Oakland, CA, 94607 (510) 464-7000 www.bart.gov/police

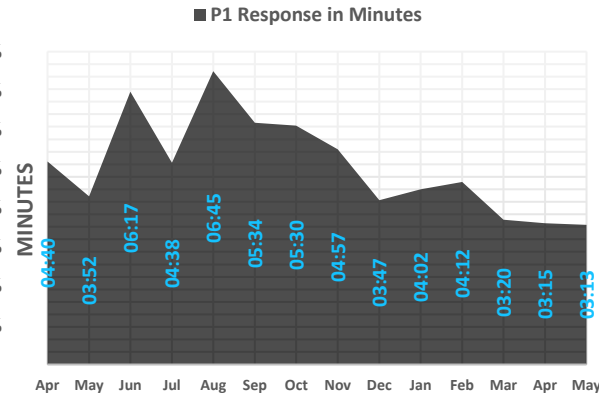
May 2020

Performance Measurement Review - Systemwide

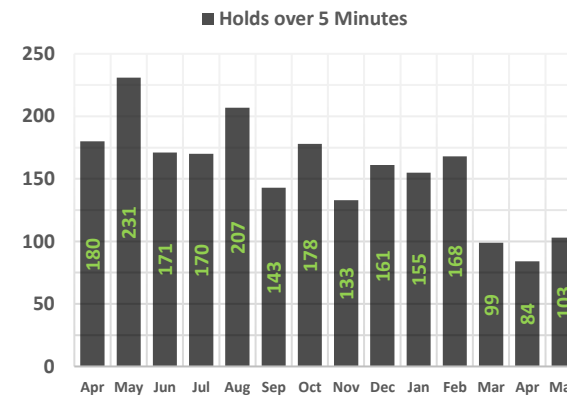
INVESTIGATIONS CASELOAD %



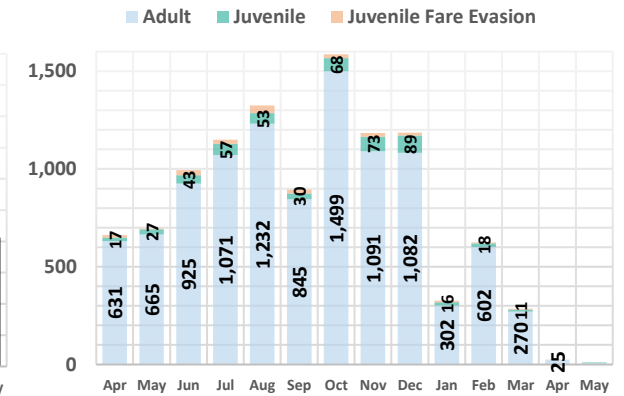
SYSTEM RESPONSE TIME (P1) AVG



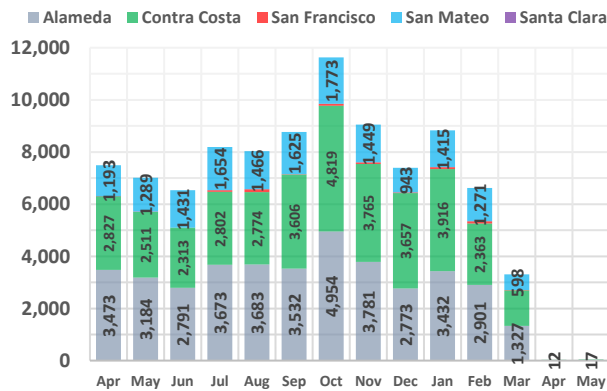
POLICE TRAIN HOLDS



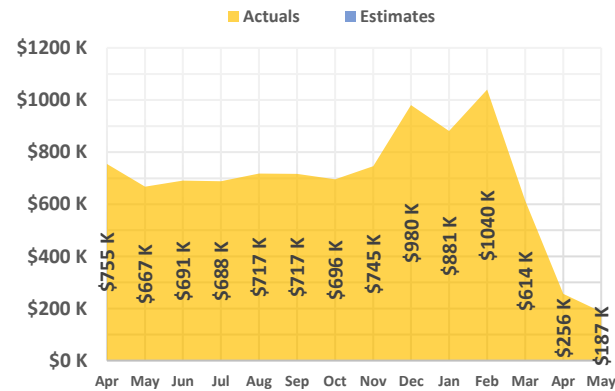
PROOF OF PAYMENT CITATIONS



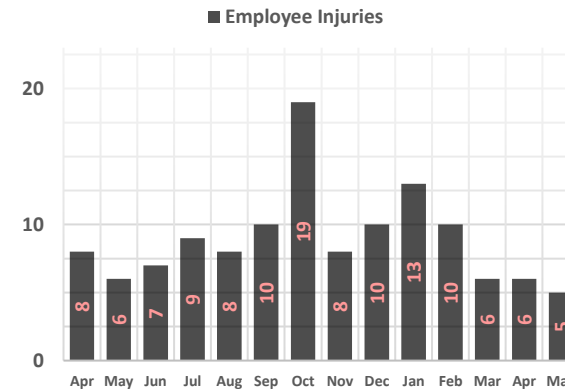
PARKING CITATIONS



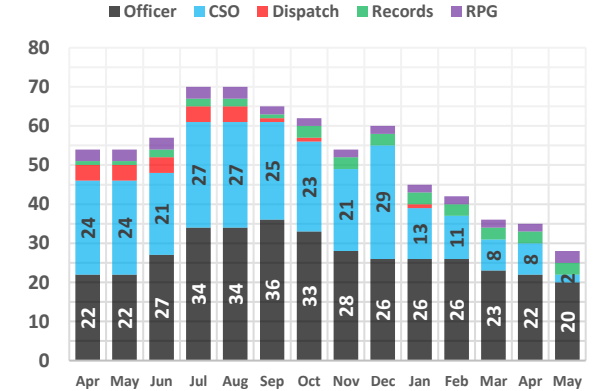
OVERTIME UTILIZATION (IN THOUSANDS)



EMPLOYEE INJURIES



VACANCIES





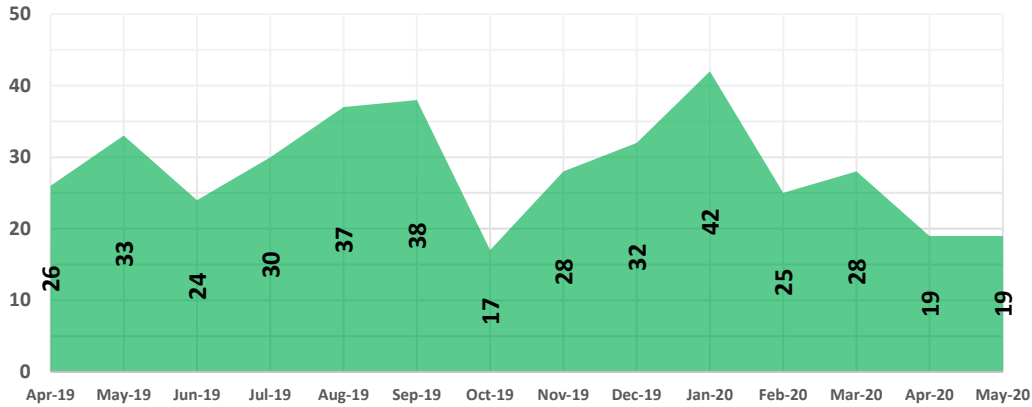
Bay Area Rapid Transit Police Department

101 8th St, Oakland, CA, 94607 (510) 464-7000 www.bart.gov/police

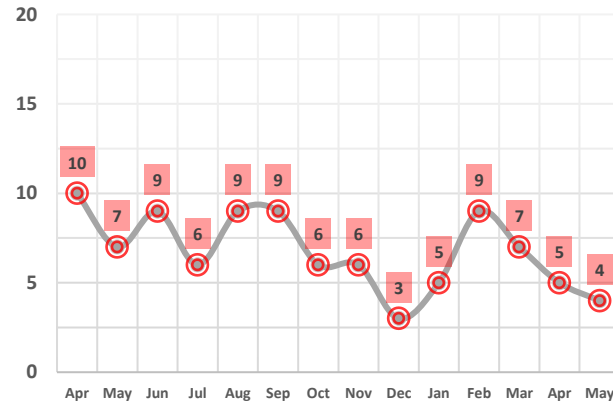
May 2020

Performance Measurement Review - **Systemwide**

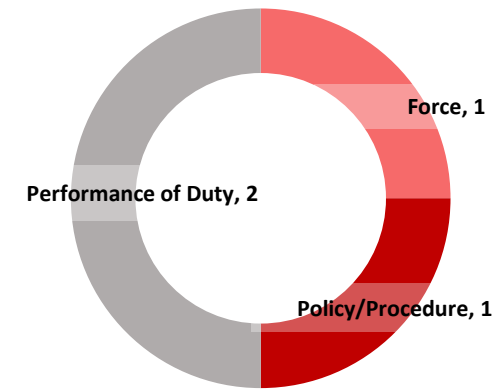
AB716 - PROHIBITION ORDERS



INTERNAL AFFAIRS COMPLAINTS

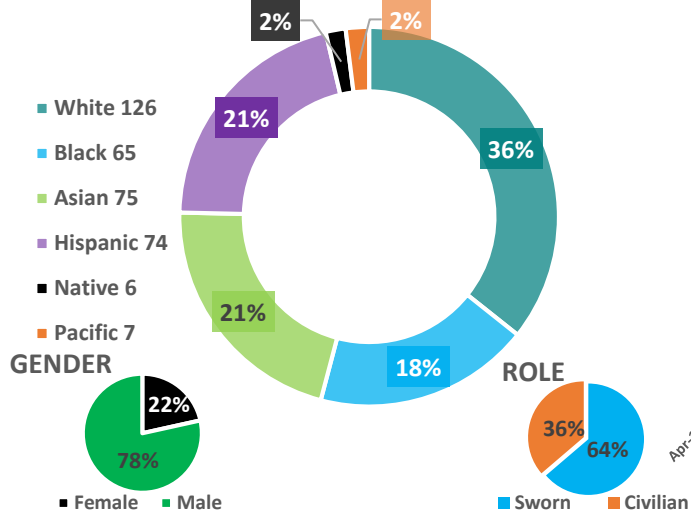


IA COMPLAINTS RECEIVED¹

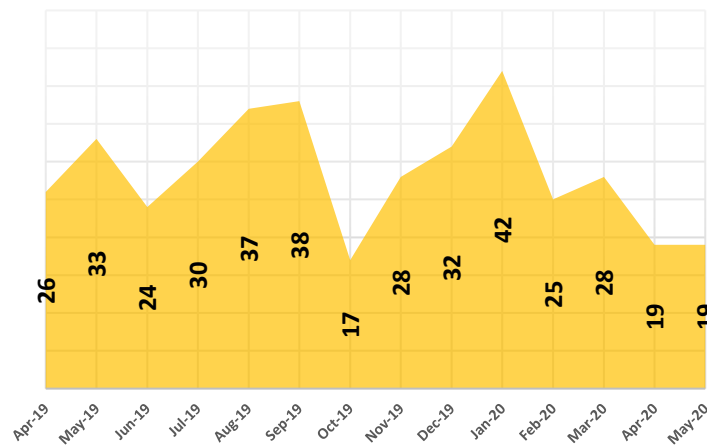


1: Each incident could contain more than one allegation. This chart reflects the most significant allegation per

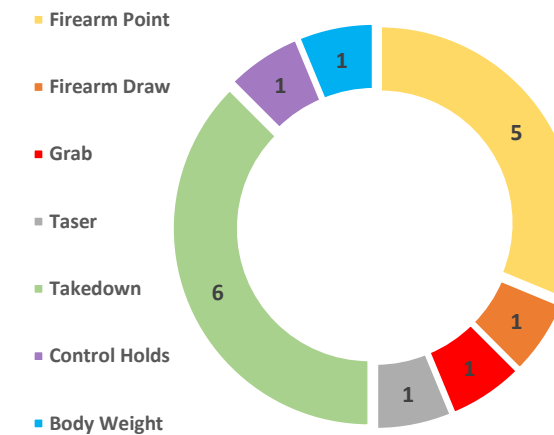
DEPARTMENT ETHNIC DIVERSITY



USE OF FORCE INCIDENTS

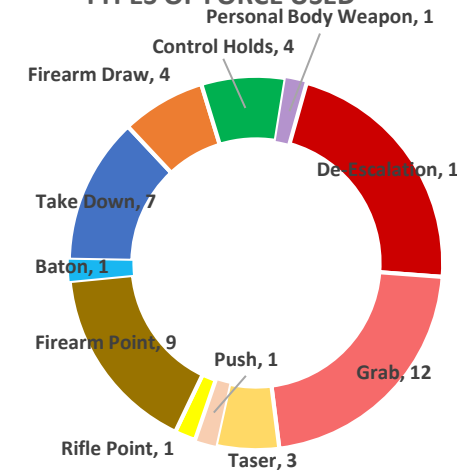


INCIDENT FORCE OPTIONS USED²



2: Some incidents involved the use of multiple force options. If two officers involved in the same incident used the same force option, this data would reflect both officers. As an example, if two officers used control holds in the same incident,

TYPES OF FORCE USED³



3: Each incident could contain more than one force option. This chart reflects most significant force options used per incident.



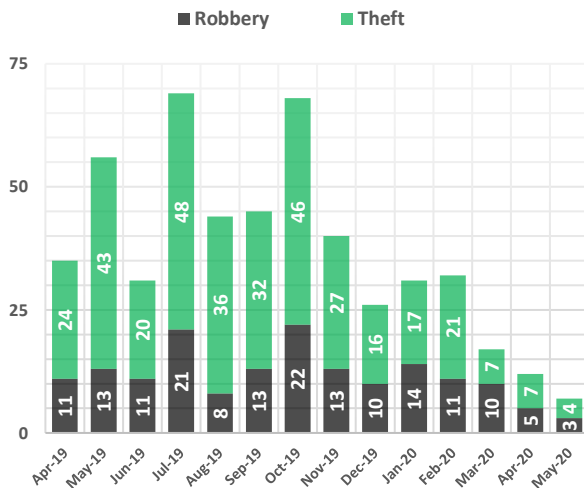
Bay Area Rapid Transit Police Department

101 8th St, Oakland, CA, 94607 (510) 464-7000 www.bart.gov/police

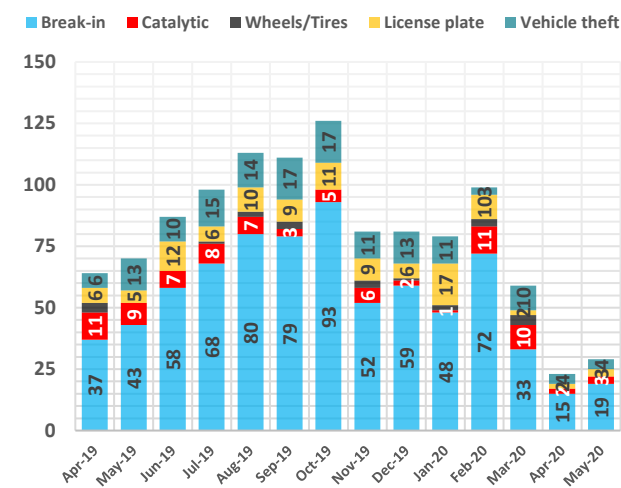
May 2020 Performance Measurement Review - Alameda County

| PART 1 UCR Crime | 2017 | 2018 | 2019 | YTD 2019 | YTD 2020 | PCT % |
|--------------------------------|--------------|--------------|--------------|------------|------------|-------------|
| Homicide | 0 | 2 | 1 | 1 | 0 | -100% |
| Rape | 6 | 3 | 2 | 2 | 2 | 0% |
| Robbery | 191 | 211 | 229 | 96 | 66 | -31% |
| Aggravated Assault | 73 | 87 | 52 | 24 | 19 | -21% |
| Violent Crime Subtotal | 270 | 303 | 284 | 123 | 87 | -29% |
| Burglary (Structural) | 8 | 11 | 13 | 2 | 6 | +200% |
| Larceny & Auto Burglary | 1,471 | 1,262 | 1,634 | 609 | 381 | -37% |
| Auto Theft | 266 | 201 | 149 | 52 | 32 | -38% |
| Arson | 2 | 3 | 5 | 2 | 2 | 0% |
| Property Crime Subtotal | 1,747 | 1,477 | 1,801 | 665 | 421 | -37% |
| TOTAL | 2,017 | 1,780 | 2,085 | 788 | 508 | -36% |

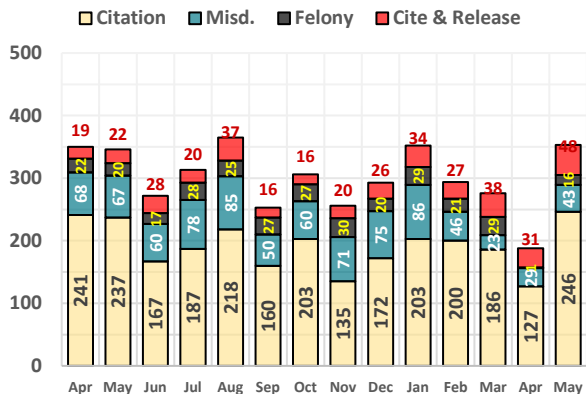
ALAMEDA ELECTRONIC THEFT



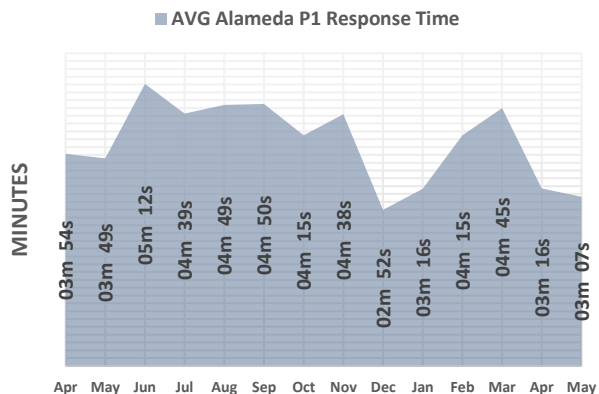
ALAMEDA VEHICLE CRIME



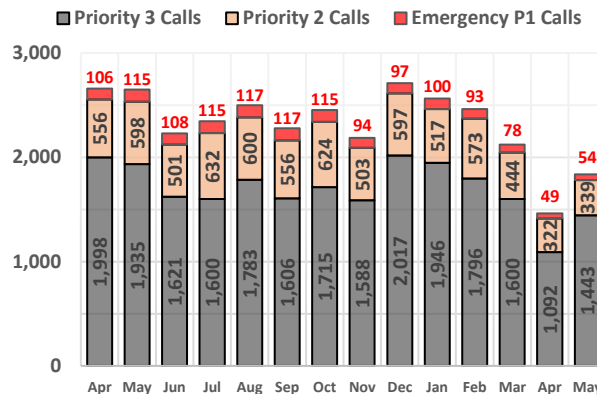
ALAMEDA ARRESTS & CITATIONS



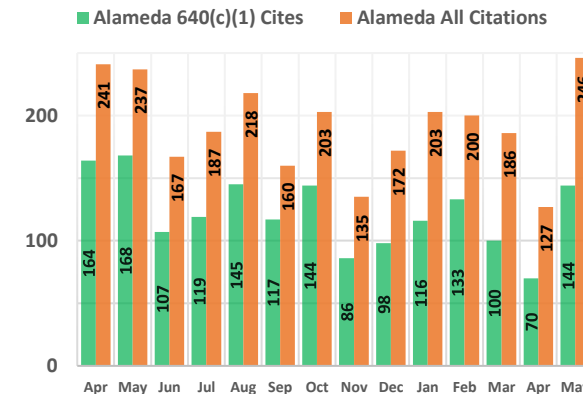
RESPONSE TIME (P1) AVG



ALAMEDA PRIORITY 1 - 3 CALLS



ALAMEDA FARE EVASION



Preface: The data is retrieved from the BART Police Database and remains unaudited until corrections. Numbers may differ from the reported data in the Uniform Crime Reporting (UCR) program.

Late reporting, the reclassification or unbounding of crimes, can affect crime statistics. Overtime costs are projected numbers. Information in the on the Performance Measurements are subject to change.



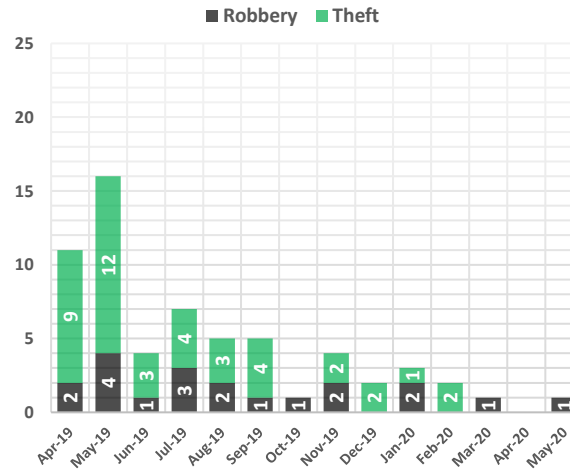
Bay Area Rapid Transit Police Department

101 8th St, Oakland, CA, 94607 (510) 464-7000 www.bart.gov/police

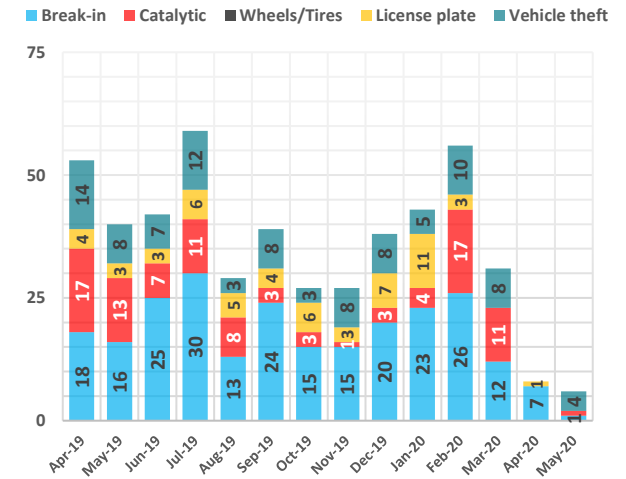
May 2020 Performance Measurement Review - **Contra Costa County**

| PART 1 UCR Crime | 2017 | 2018 | 2019 | YTD 2019 | YTD 2020 | PCT % |
|--------------------------------|------------|------------|------------|------------|------------|-------------|
| Homicide | 0 | 1 | 0 | 0 | 0 | -% |
| Rape | 1 | 0 | 4 | 4 | 0 | -100% |
| Robbery | 35 | 29 | 34 | 17 | 9 | -47% |
| Aggravated Assault | 23 | 20 | 23 | 9 | 8 | -11% |
| Violent Crime Subtotal | 59 | 50 | 61 | 30 | 17 | -43% |
| Burglary (Structural) | 2 | 1 | 2 | 1 | 0 | -100% |
| Larceny & Auto Burglary | 675 | 669 | 592 | 254 | 132 | -48% |
| Auto Theft | 134 | 124 | 81 | 32 | 27 | -16% |
| Arson | 3 | 1 | 0 | 0 | 0 | -% |
| Property Crime Subtotal | 814 | 795 | 675 | 287 | 159 | -45% |
| TOTAL | 873 | 845 | 736 | 317 | 176 | -44% |

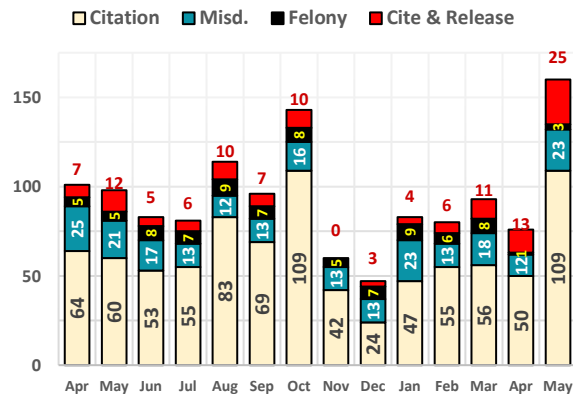
CONTRA COSTA ELECTRONIC THEFT



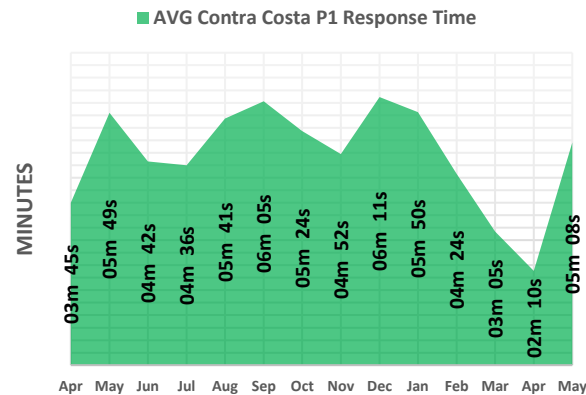
CONTRA COSTA VEHICLE CRIME



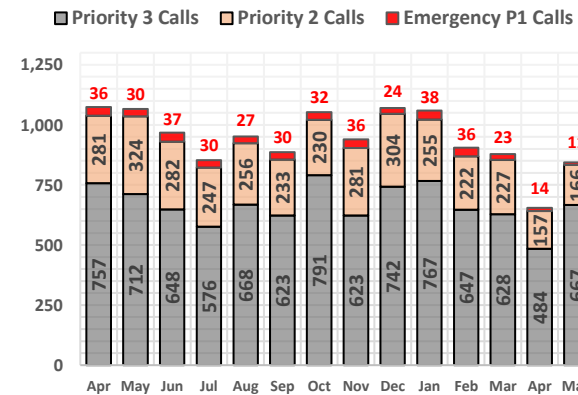
COCO ARRESTS & CITATIONS



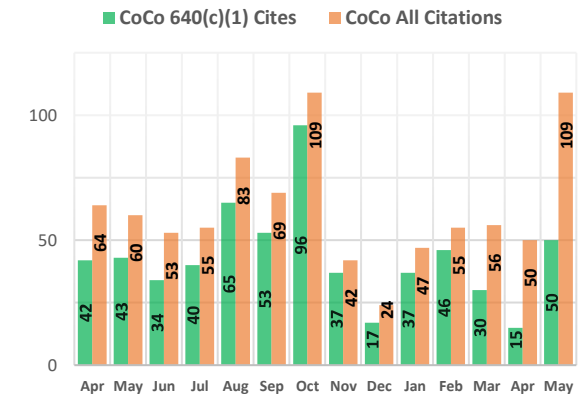
RESPONSE TIME (P1) AVG



COCO PRIORITY 1 - 3 CALLS



COCO FARE EVASION



Preface: The data is retrieved from the BART Police Database and remains unaudited until corrections. Numbers may differ from the reported data in the Uniform Crime Reporting (UCR) program. Late reporting, the reclassification or unbounding of crimes, can affect crime statistics. Overtime costs are projected numbers. Information in the on the Performance Measurements are subject to change.



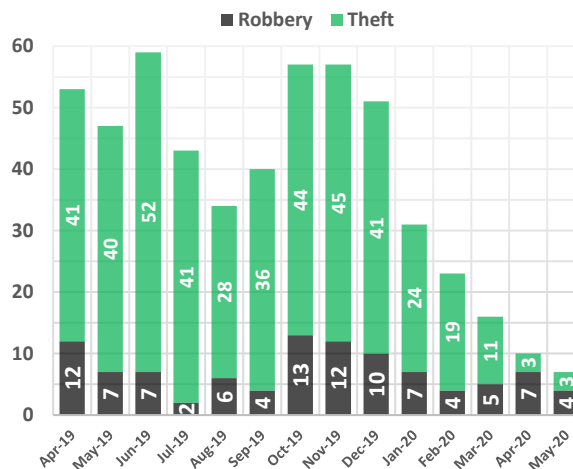
Bay Area Rapid Transit Police Department

101 8th St, Oakland, CA, 94607 (510) 464-7000 www.bart.gov/police

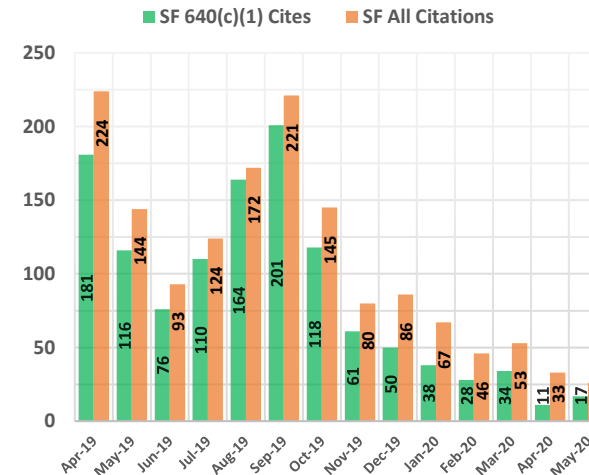
May 2020 Performance Measurement Review - **San Francisco County**

| PART 1 UCR Crime | 2017 | 2018 | 2019 | YTD 2019 | YTD 2020 | PCT % |
|--------------------------------|------------|------------|------------|------------|------------|-------------|
| Homicide | 0 | 0 | 0 | 0 | 0 | -% |
| Rape | 0 | 0 | 0 | 4 | 0 | -100% |
| Robbery | 49 | 97 | 104 | 44 | 32 | -27% |
| Aggravated Assault | 23 | 18 | 28 | 16 | 7 | -56% |
| Violent Crime Subtotal | 72 | 115 | 132 | 64 | 39 | -39% |
| Burglary (Structural) | 5 | 6 | 4 | 1 | 1 | 0% |
| Larceny & Auto Burglary | 244 | 473 | 619 | 254 | 103 | -59% |
| Auto Theft | 2 | 1 | 1 | 0 | 0 | -% |
| Arson | 0 | 0 | 0 | 0 | 1 | -% |
| Property Crime Subtotal | 251 | 480 | 624 | 255 | 105 | -59% |
| TOTAL | 323 | 595 | 756 | 319 | 144 | -55% |

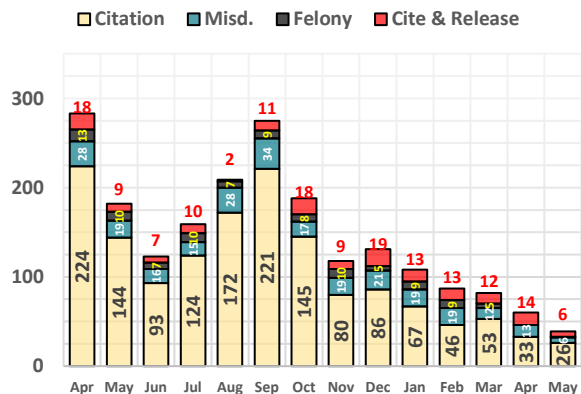
SAN FRANCISCO ELECTRONIC THEFT



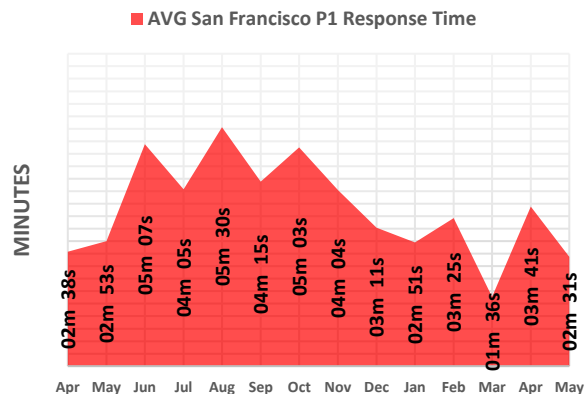
SAN FRANCISCO FARE EVASION



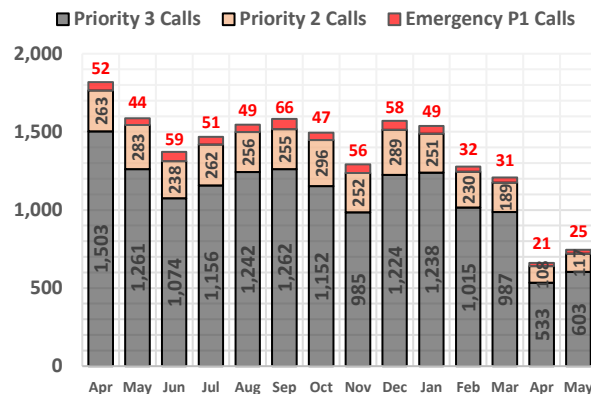
SF ARRESTS & CITATIONS



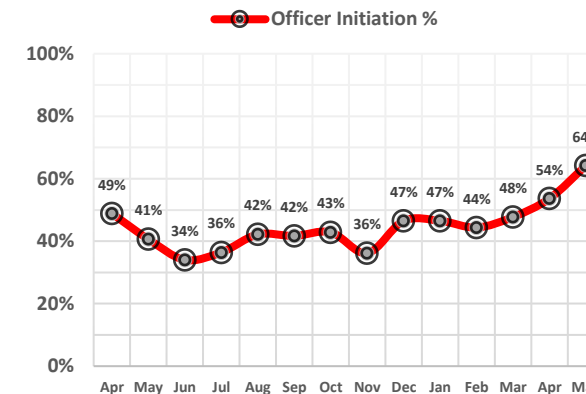
RESPONSE TIME (P1) AVG



SF PRIORITY 1 - 3 CALLS



SF OFFICER-INITIATED INCIDENTS



Preface: The data is retrieved from the BART Police Database and remains unaudited until corrections. Numbers may differ from the reported data in the Uniform Crime Reporting (UCR) program. Late reporting, the reclassification or unbounding of crimes, can affect crime statistics. Overtime costs are projected numbers. Information in the on the Performance Measurements are subject to change.



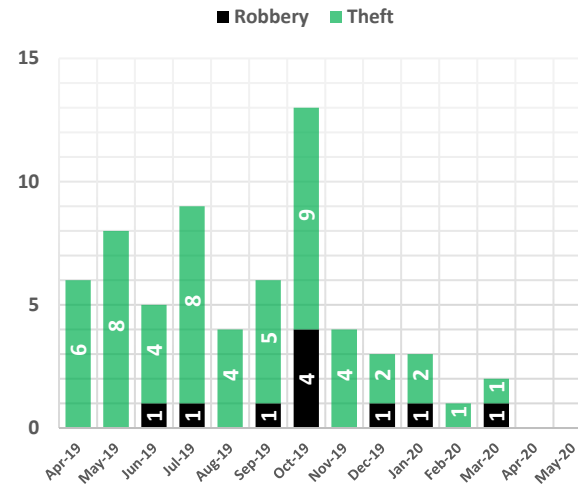
Bay Area Rapid Transit Police Department

101 8th St, Oakland, CA, 94607 (510) 464-7000 www.bart.gov/police

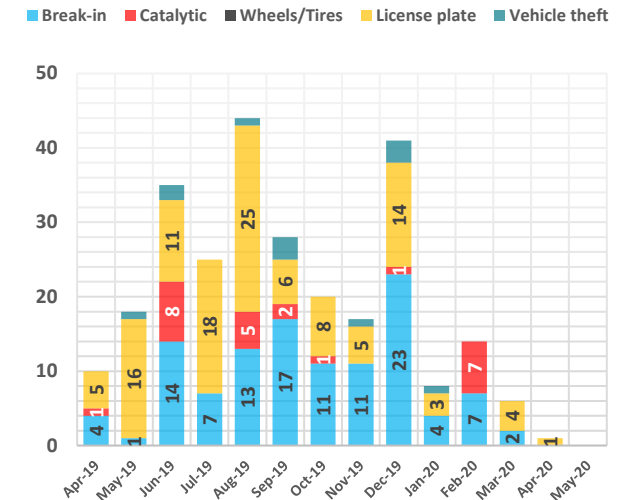
May 2020 Performance Measurement Review - **San Mateo County**

| PART 1 UCR Crime | 2017 | 2018 | 2019 | YTD 2019 | YTD 2020 | PCT % |
|--------------------------------|------------|------------|------------|------------|-----------|-------------|
| Homicide | 0 | 0 | 0 | 0 | 0 | -% |
| Rape | 1 | 0 | 1 | 0 | 0 | -% |
| Robbery | 15 | 8 | 13 | 4 | 4 | 0% |
| Aggravated Assault | 6 | 5 | 8 | 2 | 2 | 0% |
| Violent Crime Subtotal | 22 | 13 | 22 | 6 | 6 | 0% |
| Burglary (Structural) | 0 | 0 | 0 | 0 | 0 | -% |
| Larceny & Auto Burglary | 208 | 161 | 332 | 111 | 40 | -64% |
| Auto Theft | 18 | 19 | 13 | 3 | 1 | -67% |
| Arson | 0 | 0 | 0 | 0 | 1 | -% |
| Property Crime Subtotal | 226 | 180 | 345 | 114 | 42 | -63% |
| TOTAL | 248 | 193 | 367 | 120 | 48 | -60% |

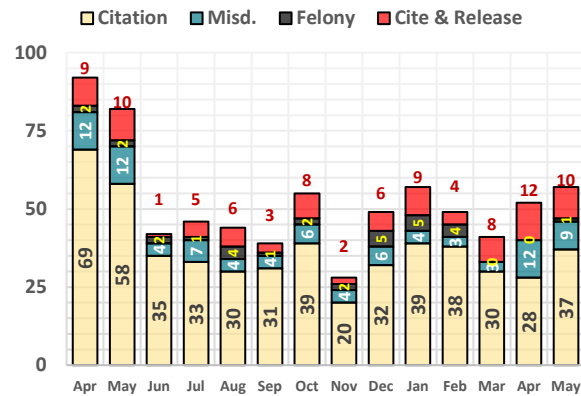
SAN MATEO ELECTRONIC THEFT



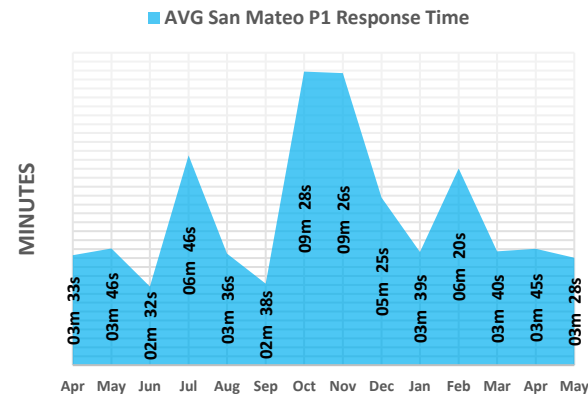
SAN MATEO VEHICLE CRIME



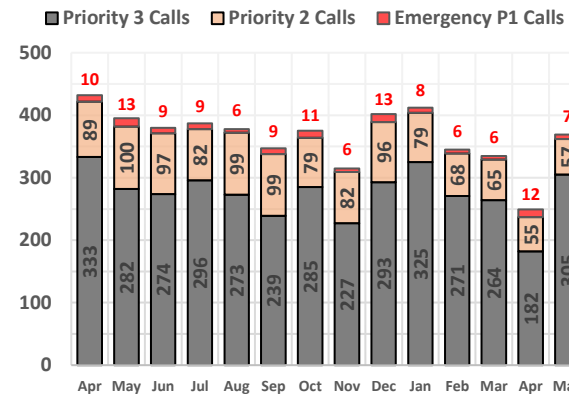
SMC ARRESTS & CITATIONS



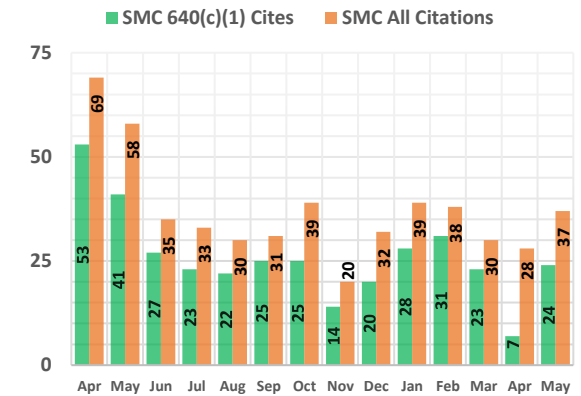
RESPONSE TIME (P1) AVG



SMC PRIORITY 1 - 3 CALLS



SMC FARE EVASION



Preface: The data is retrieved from the BART Police Database and remains unaudited until corrections. Numbers may differ from the reported data in the Uniform Crime Reporting (UCR) program. Late reporting, the reclassification or unbounding of crimes, can affect crime statistics. Overtime costs are projected numbers. Information in the on the Performance Measurements are subject to change.

BART Police Department - Office of Internal Affairs

Investigation Log

| IA#: | DATE OCC'D | DATE REC'D | ALLEGATION | MISC | INVESTIGATOR | STATUS | 5 Month Date | Due Date |
|------------|------------|------------|---|-------------------------|---------------|----------------------------------|--------------|-----------|
| IA2018-001 | 1/3/2018 | 1/3/2018 | Force (OIS) | | Sgt. T. Salas | Tolled | 6/4/2018 | |
| IA2018-043 | 6/6/2018 | 6/6/2018 | Force | | Sgt. McNack | Tolled | 11/5/2018 | |
| IA2018-060 | 7/22/2018 | 7/23/2018 | Service Review | | Lt. Franklin | Tolled | 12/23/2018 | |
| IA2019-070 | 6/6/2019 | 6/6/2019 | POD | OIPA Intake #19-21 | Sgt. McNack | Awaiting training recommendation | 10/15/2019 | 6/6/2020 |
| IA2019-082 | 7/5/2019 | 7/5/2019 | Force | | Sgt. McNack | In Progress | 12/4/2019 | 7/5/2020 |
| IA2019-098 | 9/2/2019 | 9/3/2019 | Policy/Procedure Force, CUBO Arrest/Detention | | Sgt. McNack | In Progress | 2/2/2020 | 9/3/2020 |
| IA2019-111 | 10/1/2019 | 10/2/2019 | Force, CUBO, Search or Seizure | Deferred to OIPA #19-41 | OIPA | In Progress | 3/2/2020 | 10/2/2020 |
| IA2019-112 | 9/20/2019 | 10/4/2019 | Force, CUBO, POD, Supervision, Policy/Procedure | Deferred to OIPA #19-42 | OIPA | OIPA Investigation | 3/4/2020 | 10/4/2020 |
| IA2019-117 | 11/4/2019 | 11/4/2019 | Bias Based Policing | OIPA Intake #19-49 | Sgt. McNack | In Progress | 4/4/2020 | 11/4/2020 |
| IA2019-119 | 11/5/2020 | 11/5/2020 | BBP, Force, CUBO | Deferred to OIPA #19-50 | OIPA | In Progress | 4/5/2020 | 11/5/2021 |

| | | | | | | | | |
|---------------|------------|------------|--|--|---------------|--------------------|------------|------------|
| IA2019-120 | 11/8/2019 | 11/4/2020 | BBP, Arrest/Detention, Force, CUBO, Axon | Deferred to OIPA #19-51 | OIPA | OIPA Investigation | 4/8/2020 | 11/4/2021 |
| IA2019-124 | 10/24/2019 | 10/24/2019 | | Deferred to OIPA #19-46 | OIPA | OIPA Investigation | 3/24/2020 | 10/24/2020 |
| IA2019-125 | 11/13/2019 | 11/13/2019 | CUBO, POD, Policy/ Procedure | Deferred to OIPA #19-52 | OIPA | OIPA Investigation | 12/11/2019 | 11/13/2020 |
| IA2019-129 | 12/11/2019 | 12/13/2019 | Policy/Procedure | | Sgt. McNack | In Progress | 5/13/2020 | 12/13/2020 |
| IA2020-004 | 11/21/2019 | 12/17/2019 | Force | | Sgt. McNack | In Progress | 6/21/2020 | 12/17/2020 |
| IA2020-006 | 1/18/2020 | 1/27/2020 | Force | | Sgt. T. Salas | In Progress | 6/27/2020 | 1/27/2021 |
| IA2020-008 | 1/18/2020 | 1/27/2020 | | OIPA Intake #20-01 | Sgt. T. Salas | In Progress | 6/29/2020 | 1/27/2021 |
| IA2020-009 | 1/30/2020 | 1/31/2020 | POD | OIPA Intake #20-04 | Sgt. T. Salas | In Progress | 7/1/2020 | 1/31/2021 |
| Admin Closure | | | | | | | | |
| IA2020-013 | 2/2/2020 | 2/12/2020 | CUBO, Courtesy | | Sgt. T. Salas | In Progress | 7/13/2020 | 2/12/2021 |
| IA2020-015 | 2/12/2020 | 2/12/2020 | Force, Arrest/Detention | Deferred to OIPA #20-07 | OIPA | OIPA Investigation | 7/13/2020 | 2/12/2021 |
| IA2020-016 | 2/12/2020 | 2/13/2020 | CUBO | S.R., Awaiting Outley to return from leave | Sgt. T. Salas | In Progress | 3/14/2020 | 2/13/2021 |
| IA2020-017 | 2/15/2020 | 2/15/2020 | Force | | Sgt. McNack | Tolled | 7/16/2020 | 2/15/2021 |
| IA2020-018 | 2/1/2020 | 2/1/2020 | CUBO, Policy/Procedure | | Sgt. McNack | In Progress | 7/2/2020 | 2/1/2021 |

| | | | | | | | | |
|------------|------------|-----------|--|----------------------------|---------------|--------------------|-----------|-----------|
| IA2020-019 | 2/5/2020 | 2/5/2020 | Arrest/detention, Policy/Procedure, Search/seizure | Deferred to OIPA #20-06 | OIPA | OIPA Investigation | 7/6/2020 | 2/5/2021 |
| IA2020-020 | 3/6/2021 | 2/20/2020 | Force | OIPA Intake #20-10 | Sgt. McNack | In Progress | 7/21/2020 | 2/20/2021 |
| IA2020-022 | 2/19/2020 | 2/21/2020 | Force, Arrest/Detention, Bias Based Policing, Search or seizure | Deferred to OIPA #20-11 | OIPA | OIPA Investigation | 7/22/2020 | 2/21/2021 |
| IA2020-023 | 2/29/2020 | 2/29/2020 | Axon, Bias Based Policing | | Sgt. McNack | In Progress | 7/30/2020 | 3/1/2021 |
| IA2020-024 | 2/15/2020 | 3/7/2020 | Force, Arrest/Detention | OIPA Intake #20-13 | Sgt. McNack | In Progress | 8/6/2020 | 3/7/2021 |
| IA2020-025 | 2/28/2020 | 2/29/2020 | BPD providing private taxi services | Inquiry | Sgt. McNack | In Progress | 3/30/2020 | 3/1/2021 |
| IA2020-026 | 3/5/2020 | 3/9/2020 | Arrest/Detention, BBP, Axon Policy/Procedure | Deferred to OIPA #20-14 | OIPA | OIPA Investigation | 7/30/2020 | 3/9/2021 |
| IA2020-027 | 11/10/2019 | 3/12/2020 | POD | | Sgt. T. Salas | In Progress | 4/10/2020 | 3/12/2021 |
| IA2020-028 | 3/12/2020 | 3/12/2020 | Force | | Sgt. T. Salas | In Progress | 8/11/2020 | 3/12/2021 |
| IA2020-030 | 2/16/2020 | 3/16/2020 | CUBO | Admin Closure | Sgt. T. Salas | In Progress | 8/15/2020 | 3/16/2021 |
| IA2020-031 | 3/11/2020 | 3/14/2020 | CUBO | | Sgt. McNack | In Progress | 8/13/2020 | 3/14/2021 |
| IA2020-033 | 4/1/2020 | 4/1/2020 | Force | | Sgt. T. Salas | In Progress | 8/31/2020 | 4/1/2021 |

| | | | | | | | | |
|------------|-----------|-----------|-----------------------------|----------------------------|---------------|-------------|------------|-----------|
| IA2020-034 | 4/22/2020 | 4/22/2020 | CUBO | Admin Closure | Sgt. McNack | In Progress | 5/22/2020 | 4/22/2021 |
| | | | | | | | | |
| IA2020-035 | 4/26/2020 | 4/26/2020 | BBP,CUBO, Axon | Formal/Admin Investigation | Sgt. T. Salas | In Progress | 9/25/2020 | 4/26/2021 |
| | | | | | | | | |
| IA2020-036 | Unk | 4/30/2020 | Arrest/Detention, POD, Axon | OIPA Intake #20-17 | Sgt. McNack | In Progress | 9/29/2020 | 4/30/2021 |
| | | | | | | | | |
| IA2020-037 | Unk | 4/30/2020 | POD | OIPA Intake #20-18 | Sgt. T. Salas | In Progress | 10/3/2020 | 4/30/2021 |
| | | | | | | | | |
| IA2020-038 | 5/4/2019 | 5/13/2020 | POD | Possible Clear by Video | Sgt. T. Salas | In Progress | 10/12/2020 | 5/13/2021 |
| | | | | | | | | |
| IA2020-039 | 5/14/2019 | 5/14/2020 | POD | | Sgt. T. Salas | In Progress | 10/12/2020 | 5/14/2021 |
| | | | | | | | | |
| IA2020-040 | 5/12/2020 | 5/12/2020 | Force | | Sgt. McNack | In Progress | 10/11/2020 | 5/12/2021 |
| | | | | | | | | |
| IA2020-041 | 5/16/2020 | 5/19/2020 | Unk | | Sgt. McNack | In Progress | 6/21/2020 | 5/19/2021 |
| | | | | | | | | |
| IA2020-042 | 6/2/2020 | 6/3/2020 | Arrest/Detention | | Sgt. T. Salas | In Progress | 11/2/2020 | 6/3/2021 |

BART Watch - 2020

| | Jan | Feb | Mar | Apr | May | Jun | Jul | Aug | Sep | Oct | Nov | Dec | YTD |
|------------------------------|-------------|-------------|------------|------------|------------|-----|-----|-----|-----|-----|-----|-----|-----|
| Crime in Progress | 53 | 60 | 32 | 17 | 9 | | | | | | | | |
| Disruptive Behavior | 589 | 593 | 352 | 78 | 86 | | | | | | | | |
| Drug Use | 294 | 222 | 155 | 38 | 52 | | | | | | | | |
| Human Trafficking | 2 | 0 | 0 | 3 | 1 | | | | | | | | |
| Illegally Parked Vehicle | 16 | 22 | 1 | 1 | 2 | | | | | | | | |
| Aggressive Panhandling | 40 | 42 | 15 | 3 | 5 | | | | | | | | |
| Report a Crime Tip | 22 | 28 | 10 | 4 | 13 | | | | | | | | |
| Robbery/Theft | 18 | 13 | 10 | 5 | 6 | | | | | | | | |
| Sexual Assault/Lewd Behavior | 20 | 17 | 35 | 246 | 137 | | | | | | | | |
| Suspicious Activity | 82 | 71 | 58 | 28 | 17 | | | | | | | | |
| Unattended Bag or Package | 28 | 25 | 9 | 2 | 5 | | | | | | | | |
| Unsecure Door | 11 | 2 | 4 | 4 | 3 | | | | | | | | |
| Vandalism | 64 | 55 | 21 | 18 | 6 | | | | | | | | |
| Welfare Check | 144 | 121 | 91 | 27 | 29 | | | | | | | | |
| Total | 1383 | 1271 | 793 | 474 | 371 | | | | | | | | |

Total Downloads: 88,284

Total Reports Made

Anonymous: 41.05%

Non-Anonymous: 58.95%