

BART POLICE DEPARTMENT



August 2021

MONTHLY REPORT

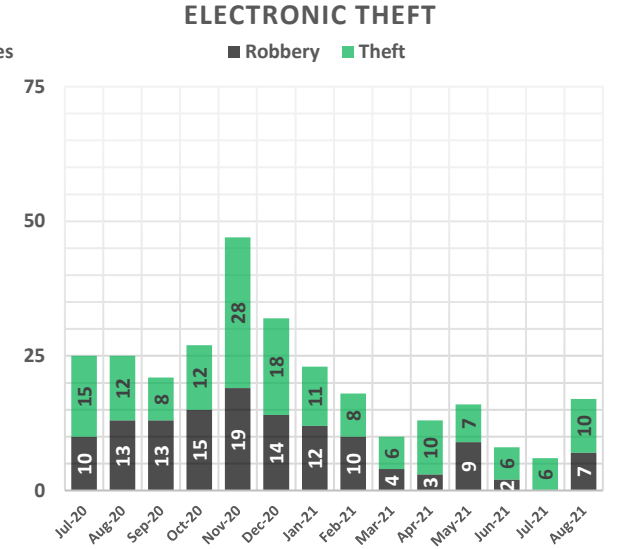
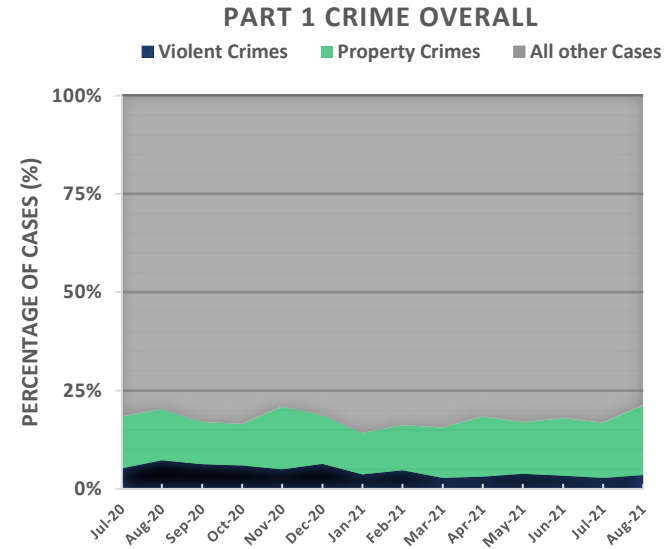


Bay Area Rapid Transit Police Department

101 8th St, Oakland, CA, 94607 (510) 464-7000 www.bart.gov/police

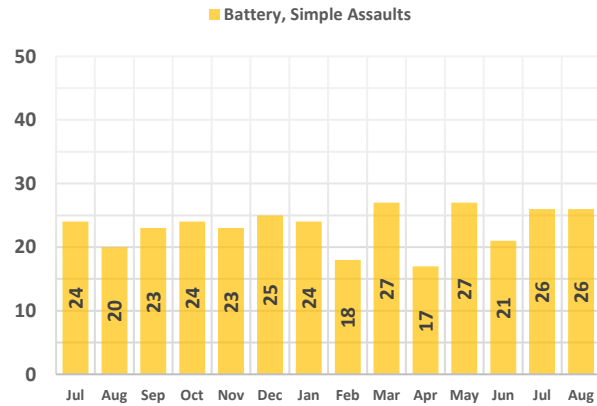
August 2021 Performance Measurement Review - **Systemwide**

PART 1 UCR Crime	2015	2016	2017	2018	2019	2020	YTD 2020	YTD 2021	PCT %
Homicide	1	1	0	3	2	0	0	0	-%
Rape	3	4	8	3	7	5	2	4	+100%
Robbery	161	232	290	345	378	252	169	87	-49%
Aggravated Assault	73	93	125	130	112	95	71	48	-32%
Violent Crime Subtotal	238	330	423	481	499	352	242	139	-43%
Burglary (Structural)	4	12	15	18	16	12	11	7	-36%
Larceny & Auto Burglary	2,325	2,217	2,593	2,565	3,177	1,038	820	497	-39%
Auto Theft	480	480	420	348	247	100	86	58	-33%
Arson	0	1	4	4	4	4	4	1	-75%
Property Crime Subtotal	2,809	2,710	3,032	2,935	3,444	1,154	921	563	-39%
TOTAL	3,047	3,040	3,455	3,416	3,943	1,506	1,163	702	-40%

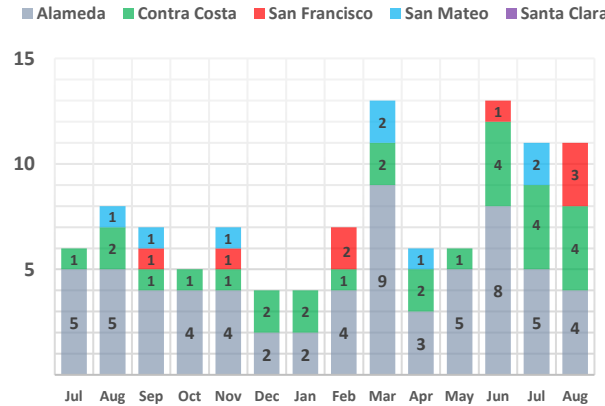


Part 1 Crimes: Top Five Stations
 August 2021: A30/COS E30/ATS R60/RIS A20/FVS L30/EDS
 Full Year 2020: A30/COS A20/FVS M60/TFS M50/SSS A60/HAS

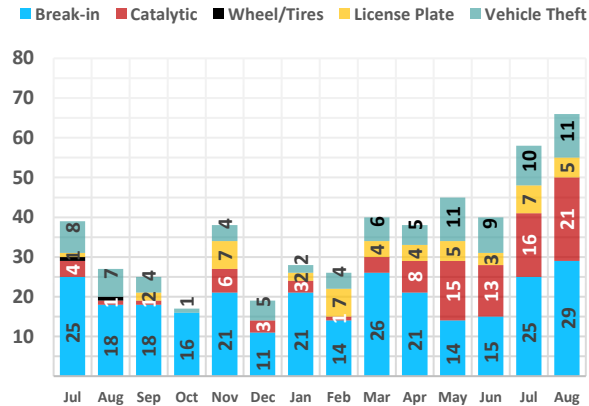
BATTERY & ASSAULT ON BART



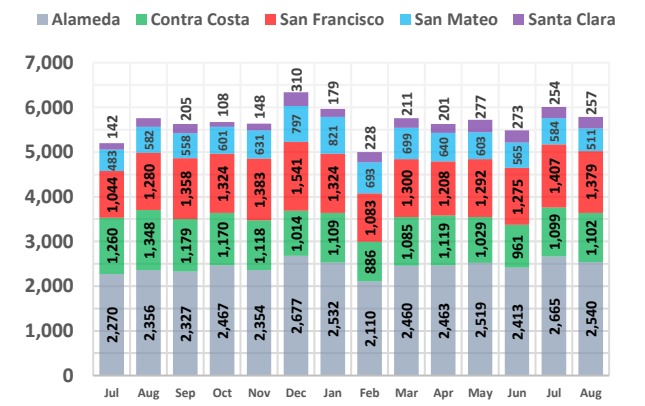
BICYCLE THEFT



VEHICLE CRIME



CALLS TO DISPATCH



Preface: The data is retrieved from the BART Police Database and remains unaudited until corrections. Numbers may differ from the reported data in the Uniform Crime Reporting (UCR) program. Late reporting, the reclassification or unfounding of crimes, can affect crime statistics. Overtime costs are projected numbers. Information provided on the reports are subject to change.

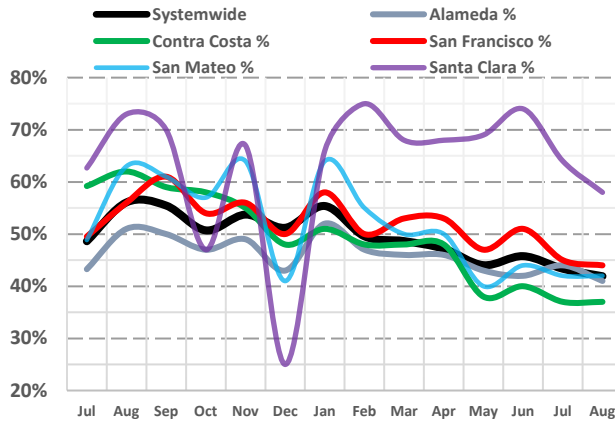


Bay Area Rapid Transit Police Department

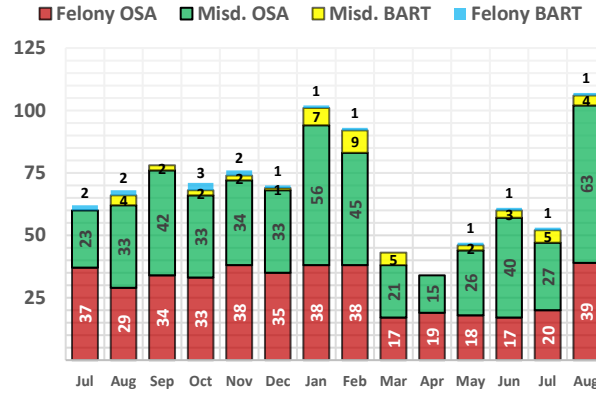
101 8th St, Oakland, CA, 94607 (510) 464-7000 www.bart.gov/police

August 2021 Performance Measurement Review - Systemwide

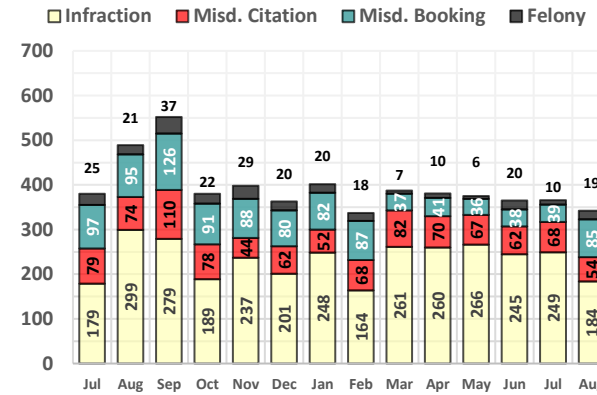
OFFICER-INITIATED INCIDENTS



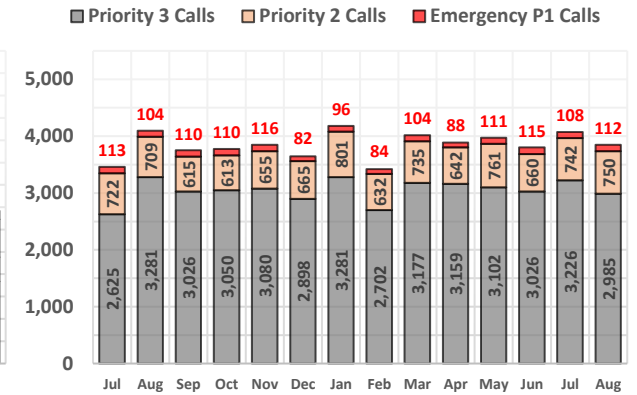
WARRANT ARRESTS



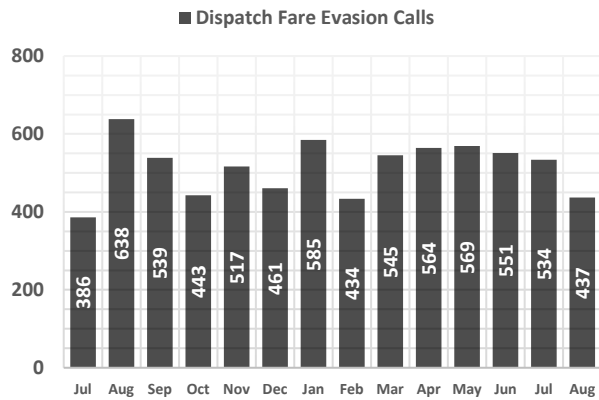
ALL BOOKINGS & ARRESTS



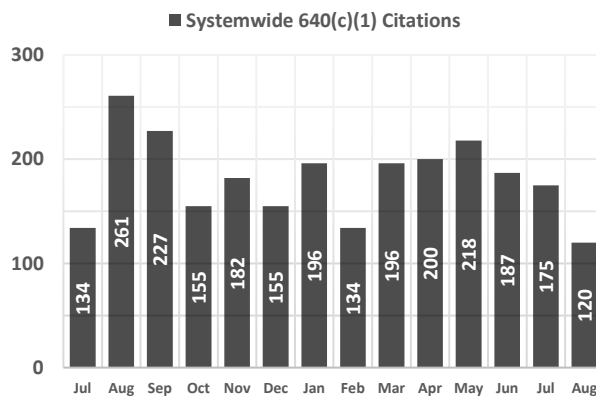
PRIORITY TYPE 1 - 3 CALLS



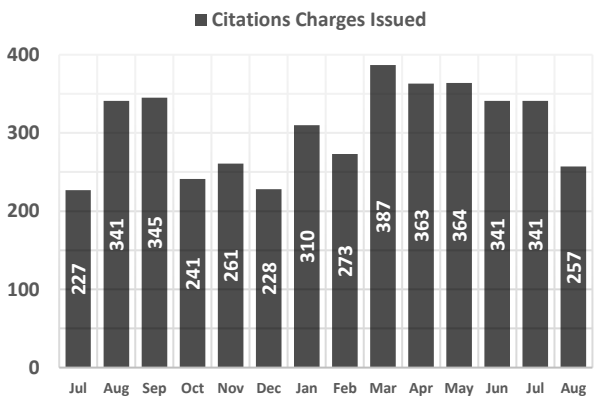
FARE EVASION CAD CALLS



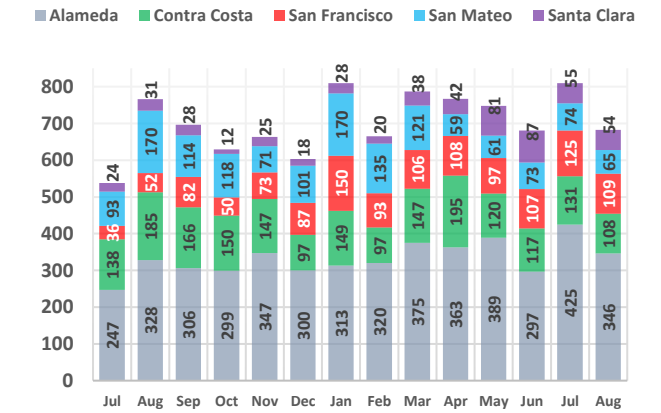
FARE EVASION CITATIONS



ALL CITATIONS



FIELD INTERVIEWS



Preface: The data is retrieved from the BART Police Database and remains unaudited until corrections. Numbers may differ from the reported data in the Uniform Crime Reporting (UCR) program.

Late reporting, the reclassification or unbounding of crimes, can affect crime statistics. Overtime costs are projected numbers. Information provided on the reports are subject to change.

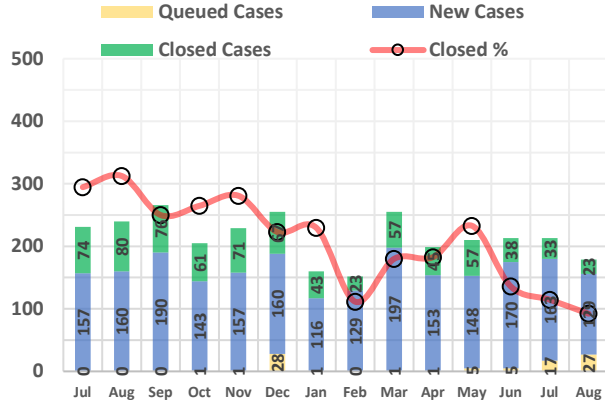


Bay Area Rapid Transit Police Department

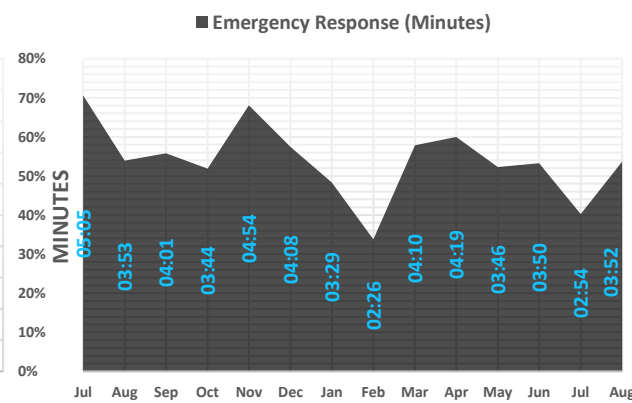
101 8th St, Oakland, CA, 94607 (510) 464-7000 www.bart.gov/police

August 2021 Performance Measurement Review - **Systemwide**

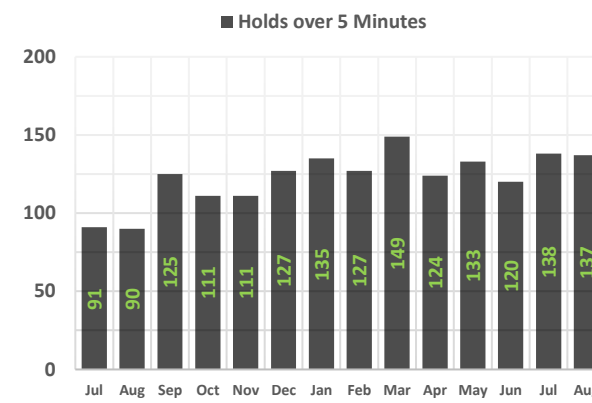
INVESTIGATIONS CASELOAD %



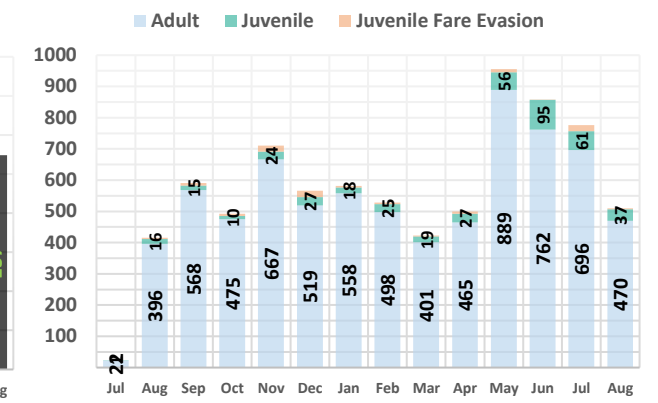
RESPONSE TIME (PRIORITY 1)



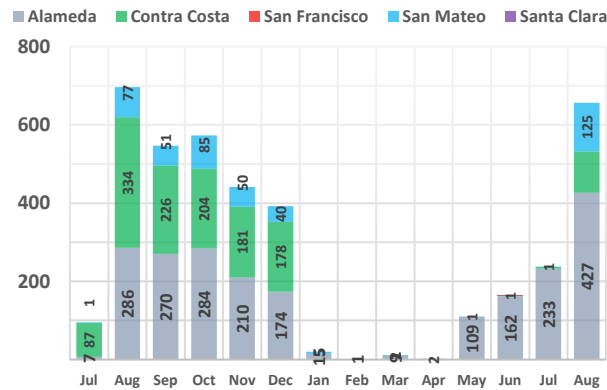
POLICE TRAIN HOLDS



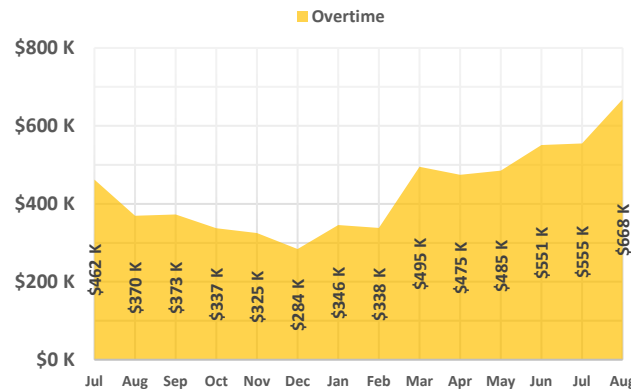
PROOF OF PAYMENT CITATIONS



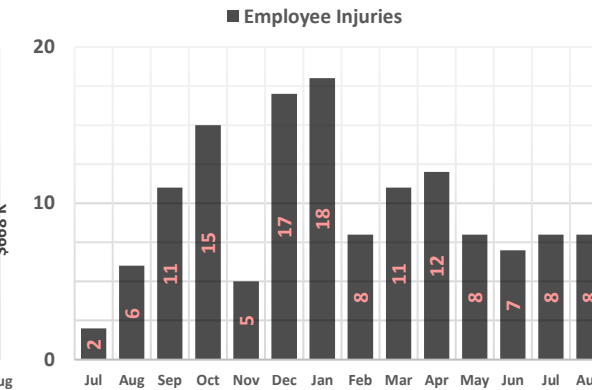
PARKING CITATIONS



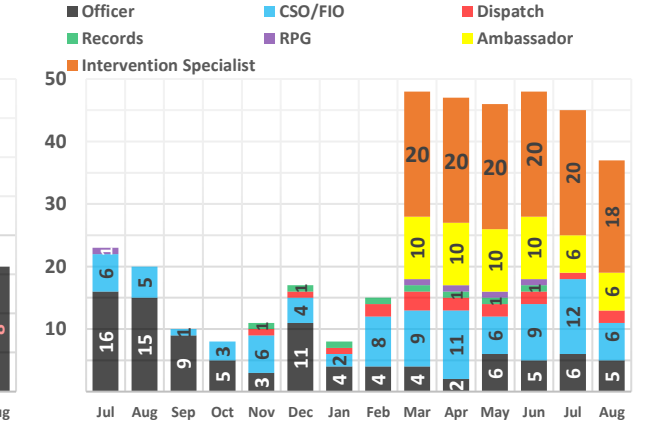
OVERTIME UTILIZATION (IN THOUSANDS)



EMPLOYEE INJURIES



VACANCIES



Preface: The data is retrieved from the BART Police Database and remains unaudited until corrections. Numbers may differ from the reported data in the Uniform Crime Reporting (UCR) program. Late reporting, the reclassification or unbounding of crimes, can affect crime statistics. Overtime costs are projected numbers. Information provided on the reports are subject to change.

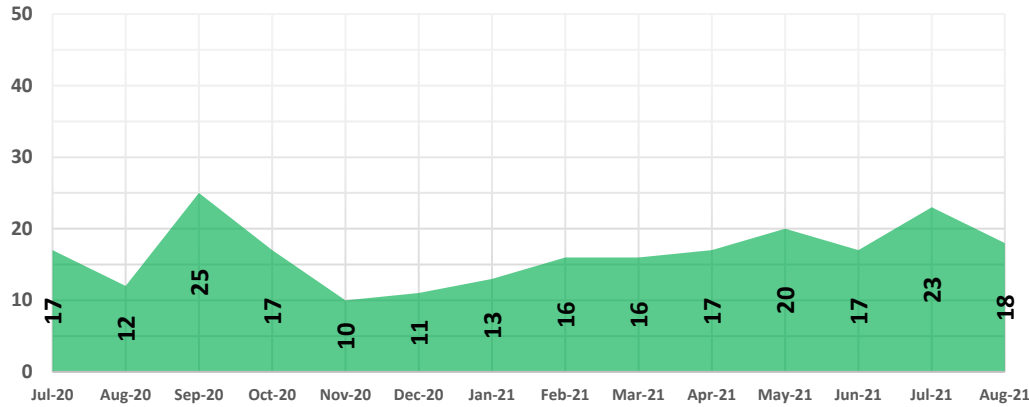


Bay Area Rapid Transit Police Department

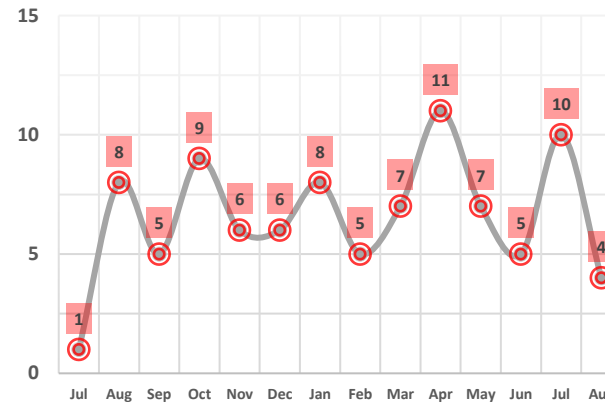
101 8th St, Oakland, CA, 94607 (510) 464-7000 www.bart.gov/police

August 2021 Performance Measurement Review - **Systemwide**

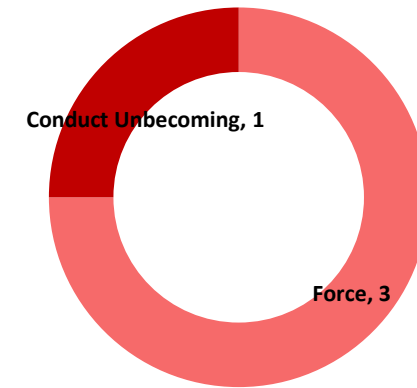
AB716 - PROHIBITION ORDERS



INTERNAL AFFAIRS COMPLAINTS

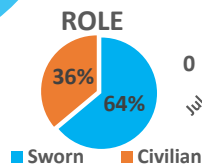
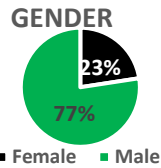
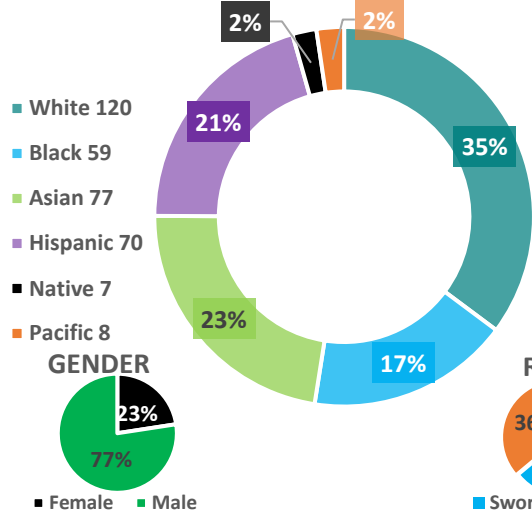


IA COMPLAINTS RECEIVED¹

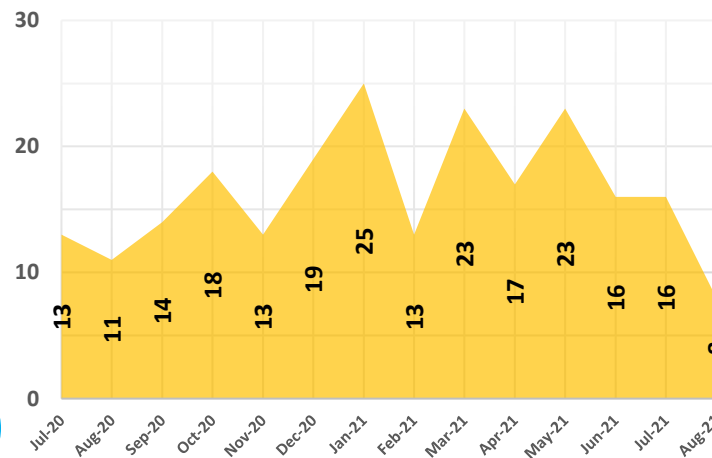


¹: Each incident could contain more than one allegation. This chart reflects the most significant allegation per

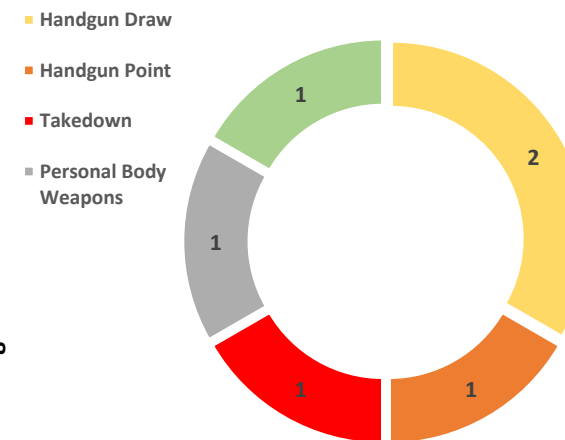
DEPARTMENT ETHNIC DIVERSITY



USE OF FORCE INCIDENTS

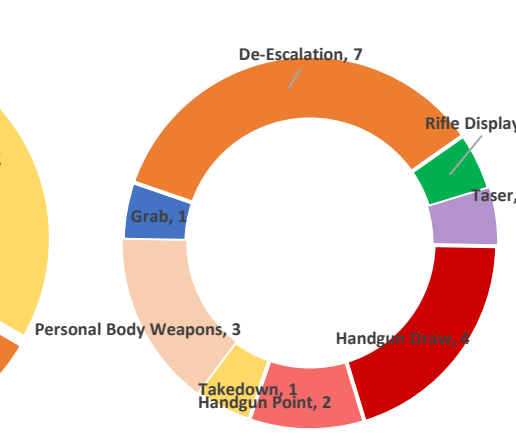


INCIDENT FORCE OPTIONS USED²



²: Some incidents involved the use of multiple force options. If two officers involved in the same incident used the same force option, this data would reflect both officers. As an example, if two officers used control holds in the same incident, this data would reflect two separate control holds.

TYPES OF FORCE USED³



³: Each incident could contain more than one force option. This chart reflects most significant force options used per incident.



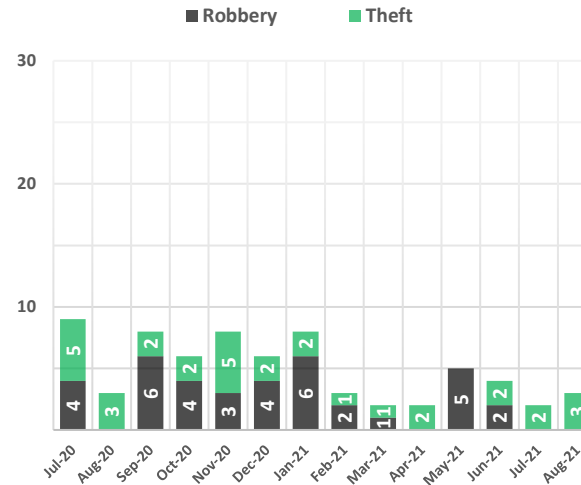
Bay Area Rapid Transit Police Department

101 8th St, Oakland, CA, 94607 (510) 464-7000 www.bart.gov/police

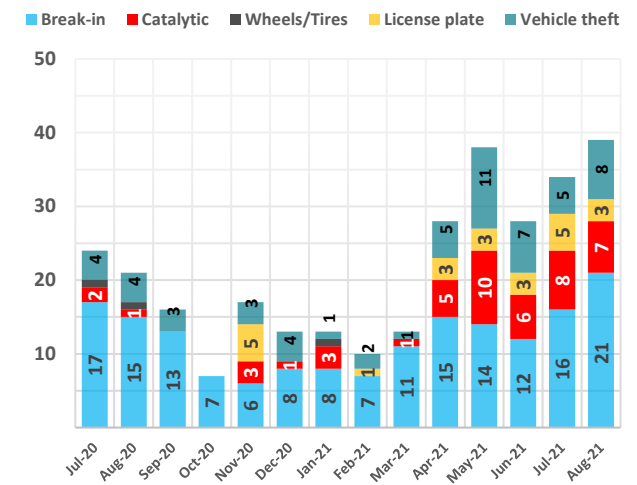
August 2021 Performance Measurement Review - Alameda County

PART 1 UCR Crime	2017	2018	2019	2020	YTD 2020	YTD 2021	PCT %
Homicide	0	2	1	0	0	0	-%
Rape	6	3	2	3	2	1	-50%
Robbery	191	211	229	122	89	39	-56%
Aggravated Assault	73	87	52	54	39	24	-38%
Violent Crime Subtotal	270	303	284	179	130	64	-51%
Burglary (Structural)	8	11	13	9	9	5	-44%
Larceny & Auto Burglary	1,471	1,262	1,634	577	489	252	-48%
Auto Theft	266	201	149	56	46	40	-13%
Arson	2	3	5	2	2	0	-100%
Property Crime Subtotal	1,747	1,477	1,801	644	546	297	-46%
TOTAL	2,017	1,780	2,085	823	676	361	-47%

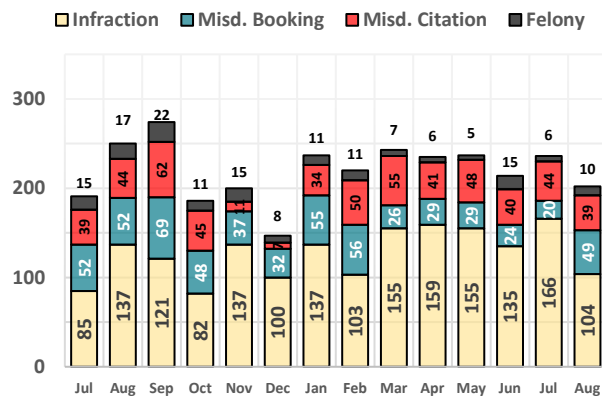
ALAMEDA ELECTRONIC THEFT



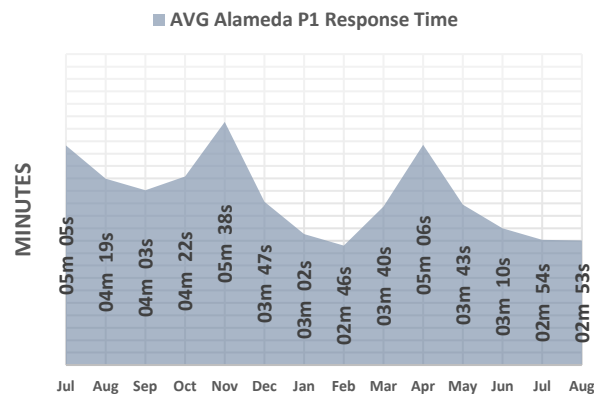
ALAMEDA VEHICLE CRIME



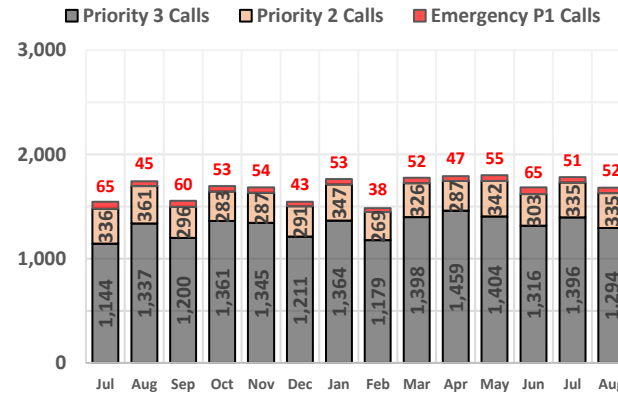
ALAMEDA ARRESTS & CITATIONS



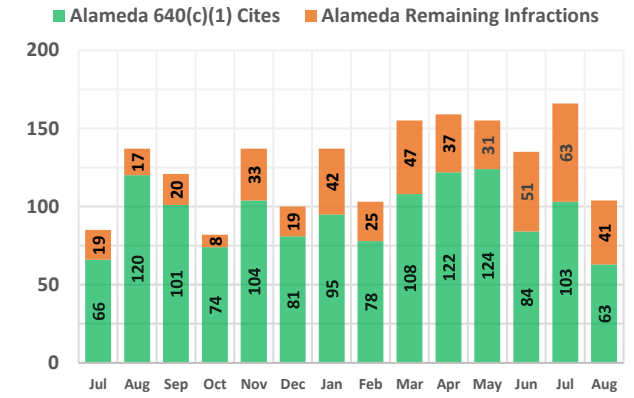
RESPONSE TIME (P1) AVG



ALAMEDA PRIORITY 1 - 3 CALLS



ALAMEDA FARE EVASION



Preface: The data is retrieved from the BART Police Database and remains unaudited until corrections. Numbers may differ from the reported data in the Uniform Crime Reporting (UCR) program.

Late reporting, the reclassification or unbounding of crimes, can affect crime statistics. Overtime costs are projected numbers. Information provided on the reports are subject to change.



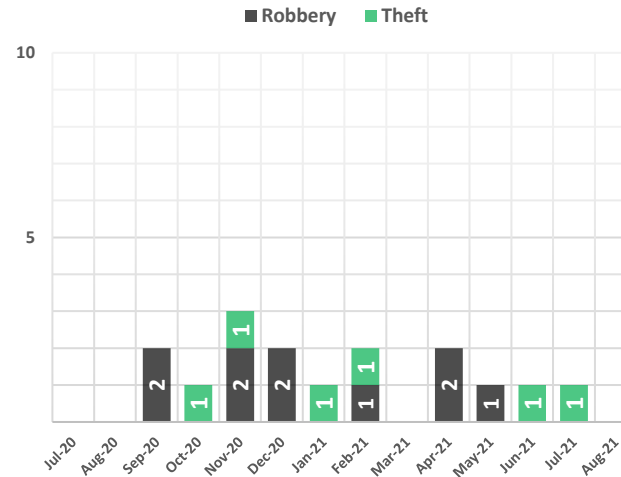
Bay Area Rapid Transit Police Department

101 8th St, Oakland, CA, 94607 (510) 464-7000 www.bart.gov/police

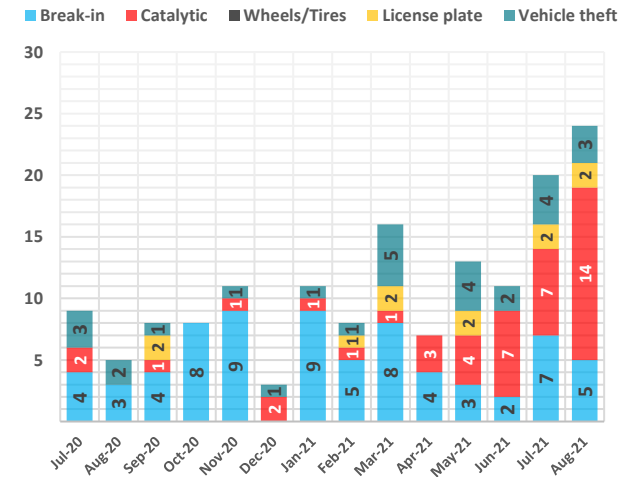
August 2021 Performance Measurement Review - Contra Costa County

PART 1 UCR Crime	2017	2018	2019	2020	YTD 2020	YTD 2021	PCT %
Homicide	0	1	0	0	0	0	-%
Rape	1	0	4	0	0	1	-%
Robbery	35	29	34	23	15	13	-13%
Aggravated Assault	23	20	23	17	11	13	+18%
Violent Crime Subtotal	59	50	61	40	26	27	+4%
Burglary (Structural)	2	1	2	1	0	0	-%
Larceny & Auto Burglary	675	669	592	202	155	127	-18%
Auto Theft	134	124	81	40	37	20	-46%
Arson	3	1	0	0	0	0	-%
Property Crime Subtotal	814	795	675	243	192	147	-23%
TOTAL	873	845	736	283	218	174	-20%

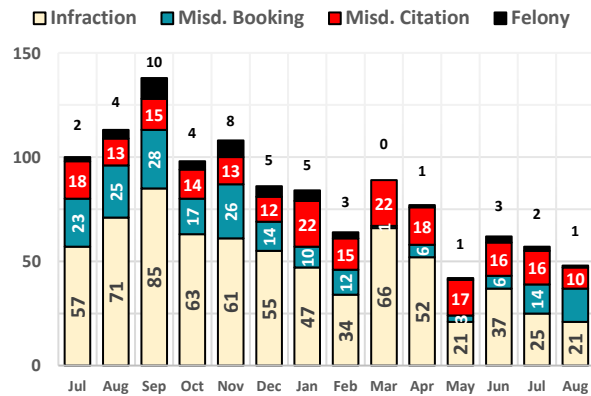
CONTRA COSTA ELECTRONIC THEFT



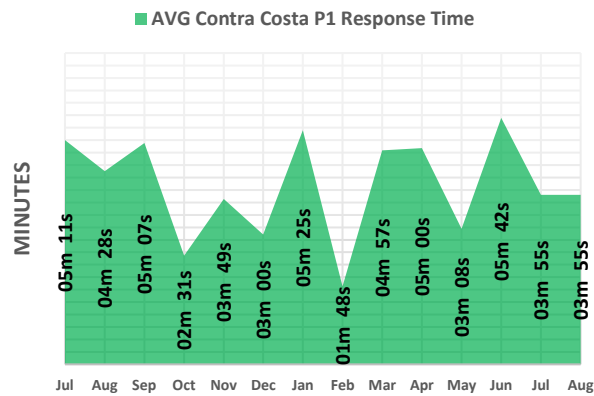
CONTRA COSTA VEHICLE CRIME



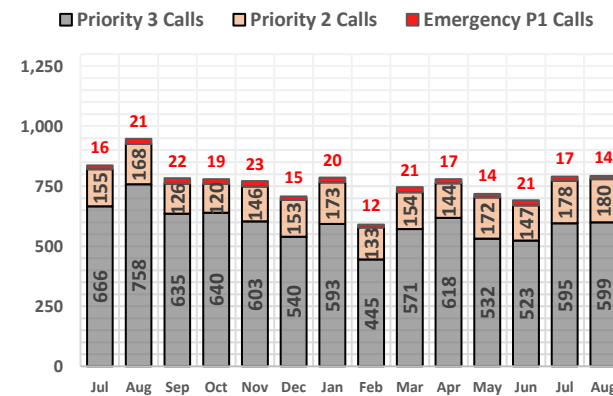
COCO ARRESTS & CITATIONS



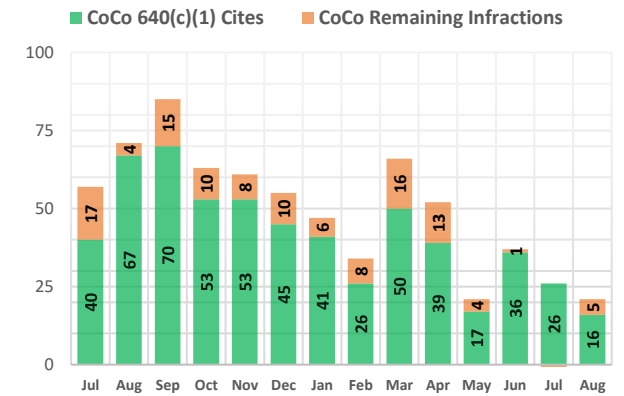
RESPONSE TIME (P1) AVG



COCO PRIORITY 1 - 3 CALLS



COCO FARE EVASION



Preface: The data is retrieved from the BART Police Database and remains unaudited until corrections. Numbers may differ from the reported data in the Uniform Crime Reporting (UCR) program.

Late reporting, the reclassification or unfounding of crimes, can affect crime statistics. Overtime costs are projected numbers. Information provided on the reports are subject to change.



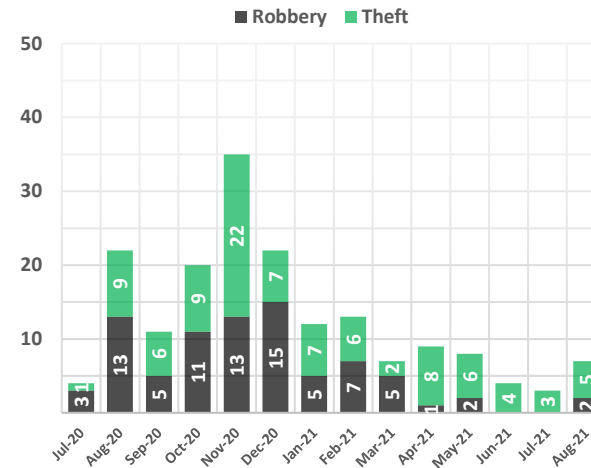
Bay Area Rapid Transit Police Department

101 8th St, Oakland, CA, 94607 (510) 464-7000 www.bart.gov/police

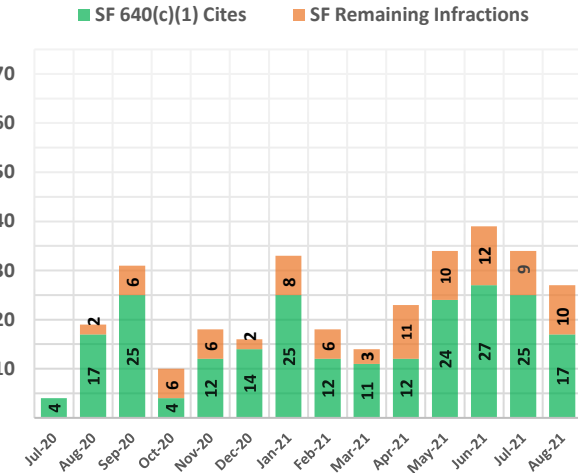
August 2021 Performance Measurement Review - San Francisco County

PART 1 UCR Crime	2017	2018	2019	2020	YTD 2020	YTD 2021	PCT %
Homicide	0	0	0	0	0	0	-%
Rape	0	0	0	4	0	1	-%
Robbery	49	97	104	101	61	25	-59%
Aggravated Assault	23	18	28	19	17	9	-47%
Violent Crime Subtotal	72	115	132	124	78	35	-55%
Burglary (Structural)	5	6	4	1	1	1	0%
Larceny & Auto Burglary	244	473	619	200	135	66	-51%
Auto Theft	2	1	1	0	0	0	-%
Arson	0	0	0	1	1	1	0%
Property Crime Subtotal	251	480	624	202	137	68	-50%
TOTAL	323	595	756	326	215	103	-52%

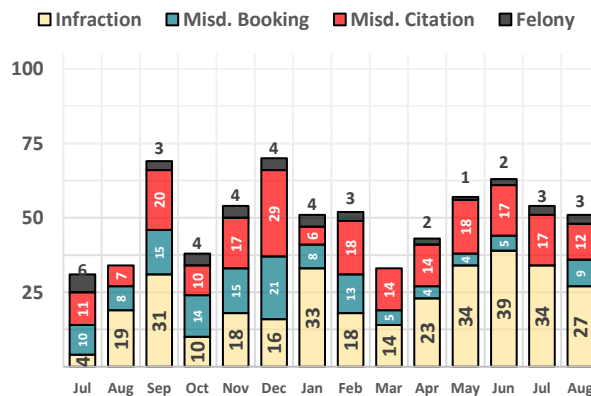
SAN FRANCISCO ELECTRONIC THEFT



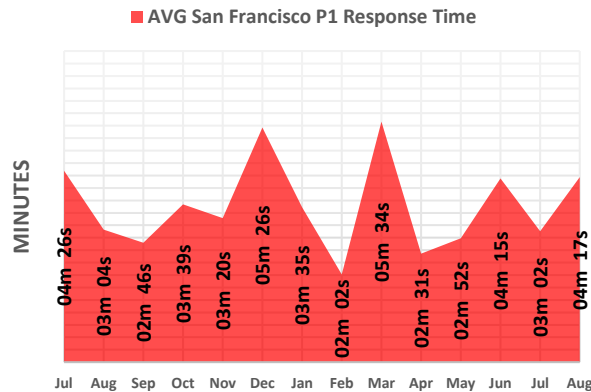
SAN FRANCISCO FARE EVASION



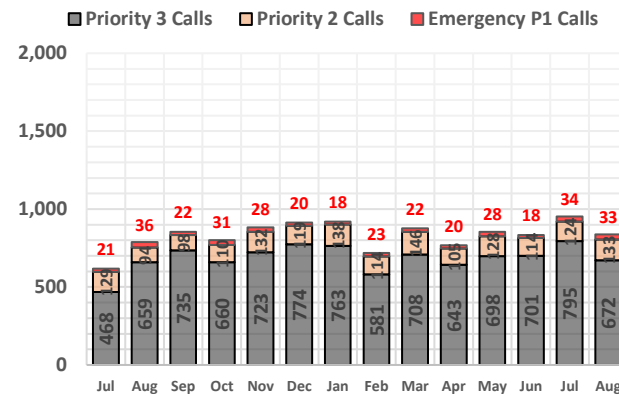
SF ARRESTS & CITATIONS



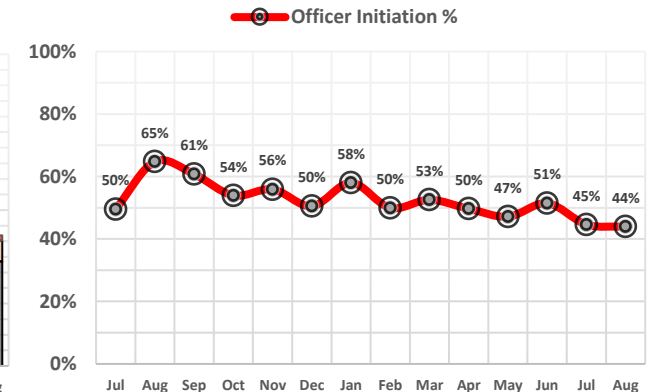
RESPONSE TIME (P1) AVG



SF PRIORITY 1 - 3 CALLS



SF OFFICER-INITIATED INCIDENTS



Preface: The data is retrieved from the BART Police Database and remains unaudited until corrections. Numbers may differ from the reported data in the Uniform Crime Reporting (UCR) program.

Late reporting, the reclassification or unfounding of crimes, can affect crime statistics. Overtime costs are projected numbers. Information provided on the reports are subject to change.



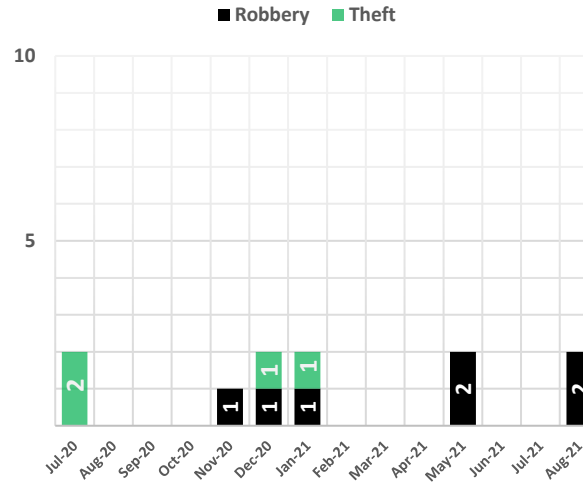
Bay Area Rapid Transit Police Department

101 8th St, Oakland, CA, 94607 (510) 464-7000 www.bart.gov/police

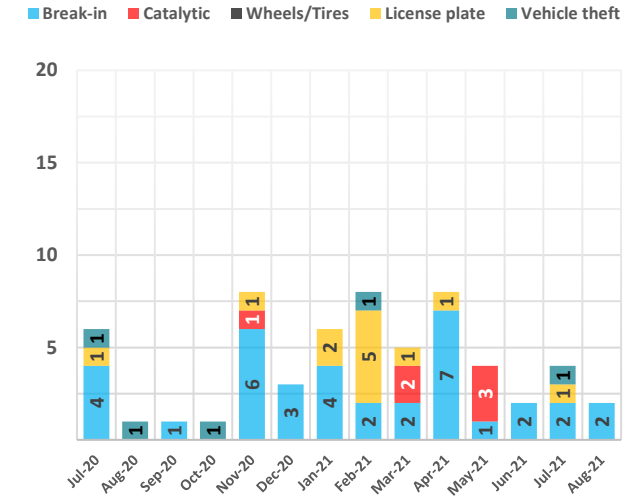
August 2021 Performance Measurement Review - San Mateo County

PART 1 UCR Crime	2017	2018	2019	2020	YTD 2020	YTD 2021	PCT %
Homicide	0	0	0	0	0	0	-%
Rape	1	0	1	1	0	1	-%
Robbery	15	8	13	6	4	7	+75%
Aggravated Assault	6	5	8	4	4	2	-50%
Violent Crime Subtotal	22	13	22	11	8	10	+25%
Burglary (Structural)	0	0	0	1	1	1	0%
Larceny & Auto Burglary	208	161	332	75	57	52	-9%
Auto Theft	18	19	13	4	3	2	-33%
Arson	0	0	0	1	1	0	-100%
Property Crime Subtotal	226	180	345	81	62	55	-11%
TOTAL	248	193	367	92	70	65	-7%

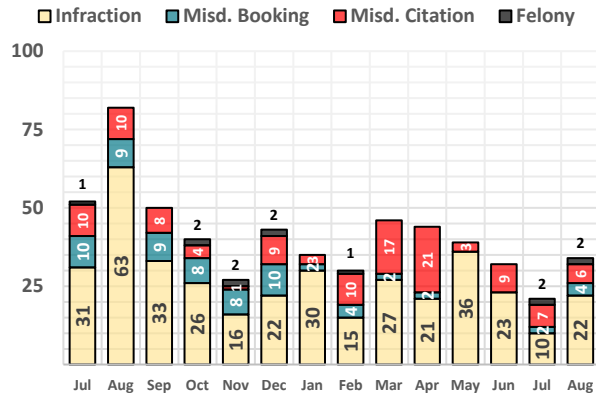
SAN MATEO ELECTRONIC THEFT



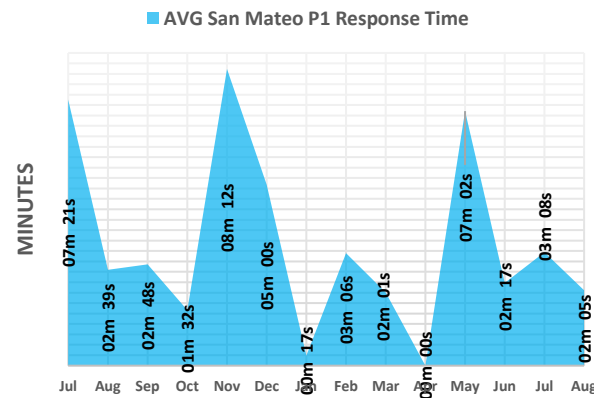
SAN MATEO VEHICLE CRIME



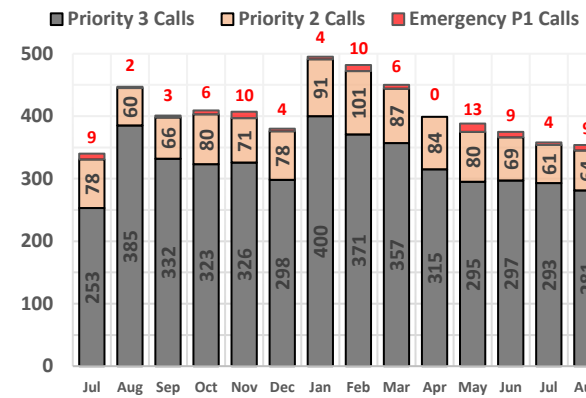
SMC ARRESTS & CITATIONS



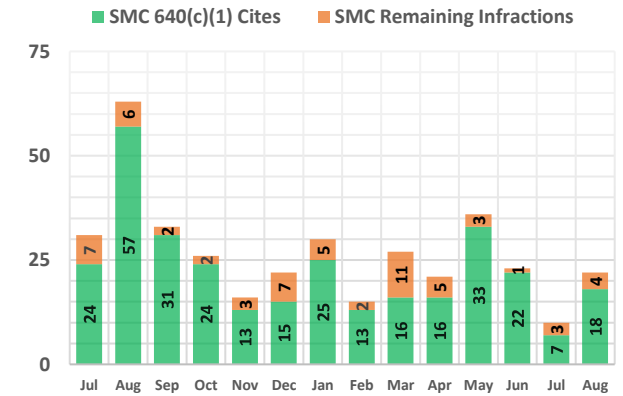
RESPONSE TIME (P1) AVG



SMC PRIORITY 1 - 3 CALLS



SMC FARE EVASION



Preface: The data is retrieved from the BART Police Database and remains unaudited until corrections. Numbers may differ from the reported data in the Uniform Crime Reporting (UCR) program.

Late reporting, the reclassification or unfounding of crimes, can affect crime statistics. Overtime costs are projected numbers. Information provided on the reports are subject to change.



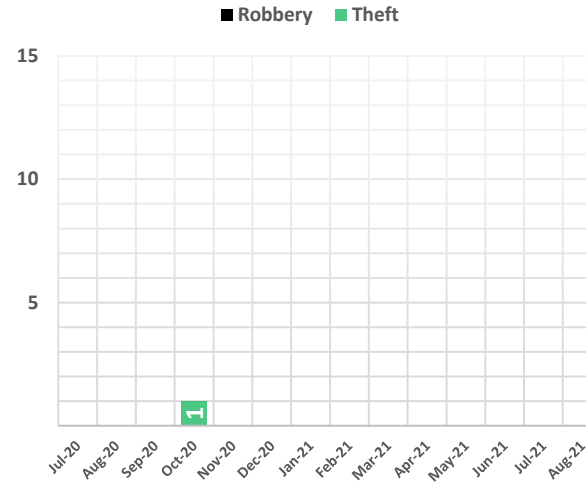
Bay Area Rapid Transit Police Department

101 8th St, Oakland, CA, 94607 (510) 464-7000 www.bart.gov/police

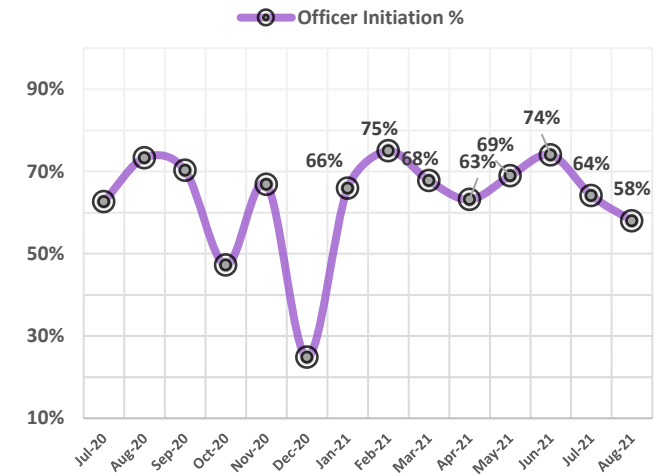
August 2021 Performance Measurement Review - Santa Clara County

PART 1 UCR Crime	2017	2018	2019	2020	YTD 2020	YTD 2021	PCT %
Homicide	-	-	-	-	0	0	-%
Rape	-	-	-	-	0	0	-%
Robbery	-	-	-	-	0	2	-%
Aggravated Assault	-	-	-	1	0	0	-%
Violent Crime Subtotal	0	0	0	1	0	2	-%
Burglary (Structural)	-	-	-	-	0	0	-%
Larceny & Auto Burglary	-	-	-	1	0	0	-%
Auto Theft	-	-	-	-	0	0	-%
Arson	-	-	-	-	0	0	-%
Property Crime Subtotal	0	0	0	1	0	0	-%
TOTAL	0	0	0	2	0	2	-%

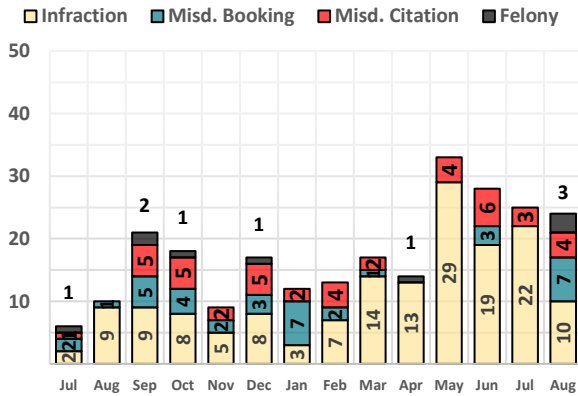
SANTA CLARA ELECTRONIC THEFT



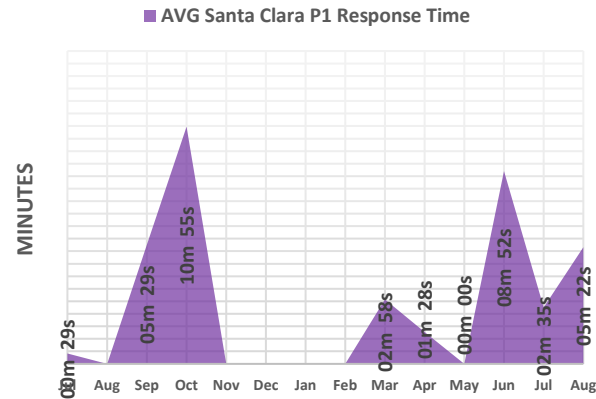
SCC OFFICER-INITIATED INCIDENTS



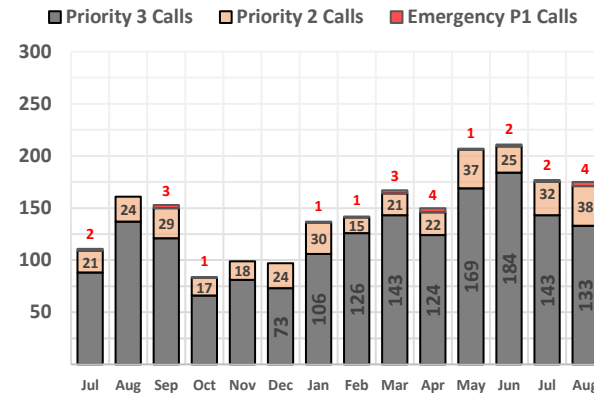
SCC ARRESTS & CITATIONS



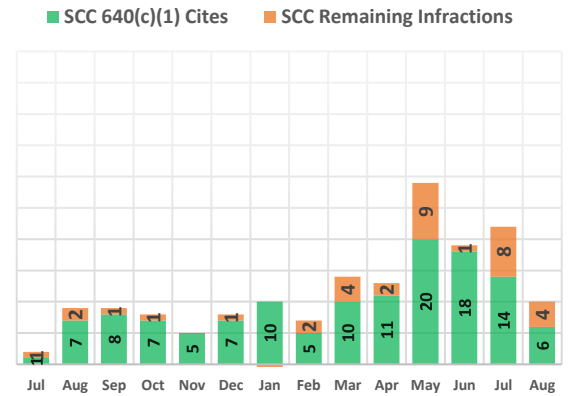
RESPONSE TIME (P1) AVG



SCC PRIORITY 1 - 3 CALLS



SCC FARE EVASION



Preface: The data is retrieved from the BART Police Database and remains unaudited until corrections. Numbers may differ from the reported data in the Uniform Crime Reporting (UCR) program.

Late reporting, the reclassification or unbounding of crimes, can affect crime statistics. Overtime costs are projected numbers. Information provided on the reports are subject to change.

Internal Affairs Division Acronyms

Admin: Administrative

OIPA Investigation: Office of the Independent Police Auditor is conducting the investigation

S.R.: Supervisor Referral

Tolled: Internal Affairs Investigation is on hold (paused)

Allegation Types

Arrest or Detention

BBP: Bias Based Policing

CUBO: Conduct Unbecoming an Officer

Courtesy

Force

POD: Performance of Duty

Policy Complaint

Policy/Procedure

Racial Animus

Reporting Misconduct

Search or Seizure

Service Review

Supervision

Truthfulness

Workplace Discrimination/Harassment

BART Police Department - Office of Internal Affairs

Investigation Log

IA#:	DATE OCC'D	DATE REC'D	ALLEGATION	MISC	INVESTIGATOR	STATUS	5 Month Date	Due Date
IA2018-001	1/3/2018	1/3/2018	Force (OIS)		Lt. Salas	Tolled	6/4/2018	
IA2018-060	7/22/2018	7/23/2018	Service Review		Lt. Salas	Tolled	12/23/2018	
IA2020-017	2/15/2020	2/15/2020	Force		Sgt. Spears	Tolled	7/16/2020	2/15/2021
IA2020-047	6/11/2020	6/12/2020	CUBO, BBP		Sgt. Spears	In Progress	11/11/2020	6/12/2021
IA2020-057	8/12/2020	8/27/2020	CUBO	Retained By OIPA #20-22	OIPA	In Progress	1/26/2021	8/27/2021
IA2020-060	9/9/2020	9/11/2020	POD, CUBO, Force, Policy/Procedure		Lt. Salas	In Progress	2/10/2021	9/11/2021
IA2020-061	9/9/2020	9/17/2020	CUBO, Courtesy, Axon		Lt. Salas	In Progress	2/16/2021	9/17/2021
IA2020-065	9/14/2020	9/14/2020	Force, CUBO, POD		Lt. Salas	In Progress	2/13/2021	9/14/2021
IA2020-069		10/14/2020	POD	Retained By OIPA #20-26	OIPA	OIPA Investigation	3/15/2021	10/14/2021
IA2020-070	10/20/2020	10/21/2020	Force, Arrest/Detention, Search/Seizure	OIPA Intake #20-28	Sgt. Turner	Tolled	3/22/2021	10/21/2021
IA2020-076	10/27/2020	10/29/2020	Arrest/Detention, CUBO, POD, Axon		Sgt. Spears	In Progress	4/3/2021	10/29/2021

IA2020-077	10/16/2020	11/9/2020	Force, Arrest/Detention, CUBO	Retained By OIPA #20-29	OIPA	In Progress	3/16/2021	11/9/2021
IA2020-078	11/3/2020	11/13/2020	CUBO	Possible Clear by Video	Sgt. Spears	In Progress	4/3/2021	11/13/2021
IA2020-080	9/14/2020	10/26/2020	Arrest/Detention, BBP		Sgt. Spears	In Progress	2/14/2021	10/26/2021
IA2020-081	11/18/2020	11/18/2020	Policy/Procedure		Lt. Salas	In Progress	4/19/2021	#REF!
IA2020-083	11/19/2020	11/19/2020	Force, Axon		Sgt. Spears	In Progress	4/20/2021	11/19/2021
IA2020-085	11/27/2020	11/30/2020	CUBO, Axon	Inquiry	Lt. Salas	In Progress	5/1/2021	11/30/2021
IA2020-086		11/25/2020	POD, Axon		Lt. Salas	In Progress	4/26/2021	11/25/2021
IA2020-087			Awaiting Information	Inquiry	Lt. Salas			12/31/1900
IA2020-089	12/15/2020	12/15/2020	Force		Sgt. Spears	In Progress	5/16/2021	12/15/2021
IA2020-092	11/24/2020	11/30/2020	Arrest/Detention	Inquiry	Sgt. Turner	In Progress	12/30/2020	11/30/2021
IA2020-096	12/29/2020	12/29/2020	Force		Sgt. Turner	In Progress	5/30/2021	12/29/2021
IA2021-002	1/2/2021	1/4/2021	BBP, CUBO		Sgt. Turner	In Progress	6/5/2021	1/4/2022
IA2021-003	9/11/2019	1/7/2019	Force Axon		Sgt. Turner	In Progress	6/8/2021	1/7/2020
IA2021-004	1/5/2021	1/5/2021	Force		Sgt. Spears	In Progress	6/6/2021	1/5/2022

IA2021-005	1/20/2021	1/22/2021	POD		Sgt. Turner	In Progress	6/6/2021	1/22/2022
IA2021-006	1/20/2021	1/20/2019	Force, CUBO, BBP		Sgt. Turner	In Progress	6/21/2021	1/20/2020
IA2021-007	1/26/2021	1/26/2021	Force, Arrest/Detention, Policy/Procedure	OIPA Intake #21-02	Sgt. Spears	In Progress	6/27/2021	1/26/2022
IA2021-008	1/8/2021	1/11/2021	Unk	Possible Admin Closure	Lt. Salas	In Progress	6/12/2021	1/11/2022
IA2021-009	1/13/2021	2/4/2021	Force, CUBO		Sgt. Spears	In Progress	7/6/2021	2/4/2022
IA2021-010	2/14/2021	2/16/2021	Force		Sgt. Spears	In Progress	7/16/2021	2/16/2022
IA2021-011	2/14/2021	2/14/2021	POD	Possible Admin Closure	Sgt. Turner	In Progress	7/16/2021	2/14/2022
IA2021-012	2/17/2021	2/17/2021	Force, CUBO, BBP		Sgt. Spears	In Progress	7/19/2021	2/17/2022
IA2021-013	2/16/2021	2/16/2021	Force		Sgt. Turner	In Progress	7/18/2021	2/16/2022
IA2021-014	2/25/2021	3/1/2021	Force		Sgt. Spears	In Progress	7/31/2021	3/1/2022
IA2021-015	3/1/2021	3/1/2021	BBP		Sgt. Spears	In Progress	8/1/2021	3/1/2022
IA2021-017	3/14/2021	3/14/2021	Force		Sgt. Spears	In Progress	3/16/2021	3/14/2022
IA2021-018	3/16/2021	3/16/2021	Force	Possible Clear by video	Sgt. Turner	In Progress	8/15/2021	3/16/2022
IA2021-020	3/30/2021	4/1/2021	Force		Sgt. Spears	In Progress	8/29/2021	4/1/2022

IA2021-021	4/1/2021	4/1/2021	Force		Sgt. Turner	In Progress	8/31/2021	4/1/2022
IA2021-022	4/2/2021	4/2/2021	POD	Possible Clear by Video	Sgt. Turner	In Progress	9/1/2021	4/2/2022
IA2021-024	4/3/2021	4/3/2021	Bias Based Policing		Sgt. Spears	In Progress	9/2/2021	4/3/2022
IA2021-026	4/6/2021	4/8/2021	BBP, POD		Sgt. Turner	In Progress	9/7/2021	4/8/2022
IA2021-027	3/3/2021	4/6/2021	POD, Arrest/Detention	Retained By OIPA #21-04	OIPA	In Progress	9/5/2021	4/6/2022
IA2021-028	4/13/2021	4/13/2021	CUBO	Possible Admin Closure	Sgt. Spears	In Progress	9/12/2021	4/13/2022
IA2021-029	4/15/2021	4/15/2021	POD	Possible Admin Closure	Sgt. Turner	In Progress	9/14/2021	4/15/2022
IA2021-030	4/14/2021	4/16/2021	Arrest/Detention, POD, CUBO, BBP	Retained By OIPA #21-06	OIPA	In Progress	9/15/2021	4/16/2022
IA2021-031	4/17/2021	4/19/2021	Arrest/Detention, BBP, CUBO	Retained By OIPA #21-07	OIPA	In Progress	9/18/2021	4/19/2022
IA2021-032	4/19/2021	4/19/2021	POD		Lt. Salas	In Progress	9/18/2021	4/19/2022
IA2021-033					Lt. Salas	In Progress	9/20/2021	12/31/1900
IA2021-034		4/22/2021	CUBO		Sgt. Turner	In Progress	9/21/2021	4/22/2022
IA2021-035	4/29/2021	5/6/2021	Force, CUBO		Sgt. Spears	In Progress	10/5/2021	5/6/2022
IA2021-036	6/4/2021	6/4/2021	POD		Sgt. Turner	In Progress	11/3/2021	6/4/2022

IA2021-037	1/24/2021	5/11/2021	POD		Lt. Salas	In Progress	10/10/2021	5/11/2022
IA2021-038	4/4/2021	5/13/2021	Arrest/Detention, CUBO		Sgt. Spears	In Progress	10/17/2021	5/13/2022
IA2021-039	4/21/2021	4/21/2021	POD, CUBO		Sgt. Turner	In Progress	9/20/2021	4/21/2022
IA2021-040	6/11/2021	6/11/2021	Force, CUBO		Sgt. Turner	In Progress	11/10/2021	6/11/2022
IA2021-041	5/23/2021	5/23/2021	Arrest/Detention	S.R.	Sgt. Spears	In Progress	10/22/2021	5/23/2022
IA2021-042	5/23/2021	5/23/2021	BBP, CUBO		Sgt. Spears	In Progress	10/22/2021	5/23/2022
IA2021-043	5/23/2021	5/26/2021	Force, Arrest/Detention	Retained by OIPA #21-10	OIPA	In Progress	10/25/2021	5/26/2022
IA2021-044	5/28/2021	5/28/2021	Bias Based Policing		Sgt. Spears	In Progress	10/27/2021	5/28/2022
IA2021-045	6/12/2021	6/12/2021	CUBO		Sgt. Turner	In Progress	11/11/2021	6/12/2022
IA2021-046	6/19/2021	6/22/2021	Force, BBP	Retained by OIPA #21-15	OIPA	In Progress	11/21/2021	6/22/2022
IA2021-047	6/16/2021	6/22/2021	CUBO, Policy/Procedure		Sgt. Spears	In Progress	11/21/2021	6/22/2022
IA2021-048	2/1/2021	7/1/2021	Arrest/Detention Force/POD(Sup)		Sgt. Turner	In Progress	11/30/2021	7/1/2022
IA2021-049	5/19/2021	7/5/2021	Force		Sgt. Spears	In Progress	12/4/2021	7/5/2022

IA2021-050	7/4/2021	7/5/2021	Policy/Procedure, BBP, Arrest/Detention		Sgt. Spears	In Progress	12/4/2021	7/5/2022
IA2021-051	7/12/2021	7/12/2021	Courtesy	S.R.	Sgt. Spears	In Progress	8/12/2021	7/12/2022
IA2021-053	7/16/2021	7/16/2021	Force		Sgt. Turner	In Progress	12/15/2021	7/16/2022
IA2021-054	7/19/2021	7/19/2021	POD		Sgt. Turner	In Progress	12/18/2021	7/19/2022
IA2021-055	7/21/2021	7/21/2021	CUBO		Sgt. Turner	In Progress	12/20/2021	7/21/2022
IA2021-056	7/18/2021	7/27/2021	Force/ Arrest & Detention		Sgt. Spears	In Progress	12/26/2021	7/27/2022
IA2021-057	7/28/2021	7/28/2021	BBP		Sgt. Spears	In Progress	12/27/2021	7/28/2022
IA2021-058	7/16/2021	8/2/2021	Force, BBP, Reporting of Force		Sgt. Turner	In Progress	1/1/2022	8/2/2022
IA2021-059	8/16/2021	8/16/2021	Force		Sgt. Turner	In Progress	1/15/2022	8/16/2022
IA2021-060	8/14/2021	8/14/2021	Force		Sgt. Turner	In Progress	1/13/2022	8/14/2022

BART Watch - 2021

	Jan	Feb	Mar	Apr	May	Jun	Jul	Aug	Sep	Oct	Nov	Dec	YTD
Crime in Progress	7	14	11	14	15	7	20	14					102
Disruptive Behavior	163	183	213	183	195	172	212	206					1,527
Drug Use	61	62	85	99	98	101	79	97					682
Human Trafficking	0	1	1	1	1	0	0	0					4
Illegally Parked Vehicle	1	1	1	1	1	3	1	4					13
Aggressive Panhandling	4	9	4	13	6	1	11	6					54
Report a Crime Tip	5	9	6	13	10	7	9	9					68
Robbery/Theft	4	4	5	4	1	6	3	5					32
Sexual Assault/Lewd Behavior	5	2	3	3	3	1	2	3					22
Suspicious Activity	26	30	28	16	32	28	35	35					230
Unattended Bag or Package	4	4	5	9	2	11	7	13					55
Unsecure Door	2	2	1	1	2	6	2	4					20
Vandalism	9	12	12	24	19	15	19	21					131
Welfare Check	28	35	46	38	49	53	52	57					358
Unwanted Sex Harassment	0	0	0	3	2	3	5	1					14
Total	319	368	421	422	436	414	457	475					3,312
Text-a-Tip	1031	913	965	976	1125	883	1296	1137					8,326

Total Downloads:

94,282