

BART POLICE DEPARTMENT



January 2022

MONTHLY REPORT



Bay Area Rapid Transit Police Department

101 8th St, Oakland, CA, 94607 (510) 464-7000 www.bart.gov/police

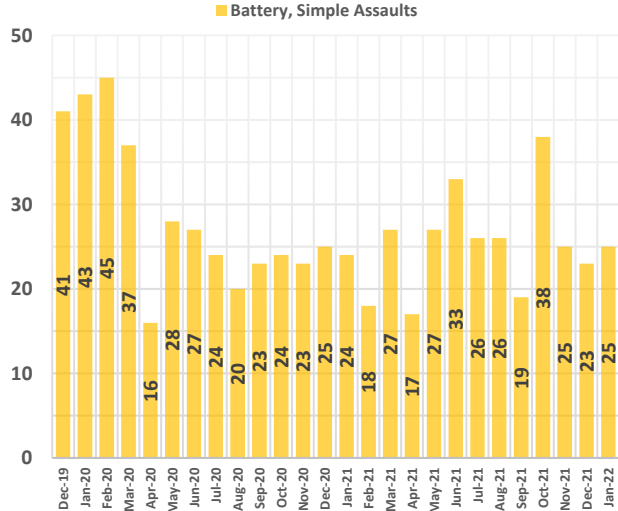
January 2022 Performance Measurement Review - **Systemwide**

PART 1 UCR Crime	2017	2018	2019	2020	2021	YTD 2021	YTD 2022	PCT %
Homicide	0	3	2	0	0	0	0	-%
Rape	8	3	7	5	8	0	1	-%
Robbery	290	345	378	252	143	14	17	+21%
Aggravated Assault	125	130	112	95	71	3	7	+133%
Violent Crime Subtotal	423	481	499	352	222	17	25	+47%
Burglary (Structural)	15	18	16	12	11	0	1	-%
Larceny & Auto Burglary	2,593	2,565	3,177	1,038	882	47	59	+26%
Auto Theft	420	348	247	100	134	2	16	+700%
Arson	4	4	4	4	5	0	1	-%
Property Crime Subtotal	3,032	2,935	3,444	1,154	1,032	49	77	+57%
TOTAL	3,455	3,416	3,943	1,506	1,254	66	102	+55%

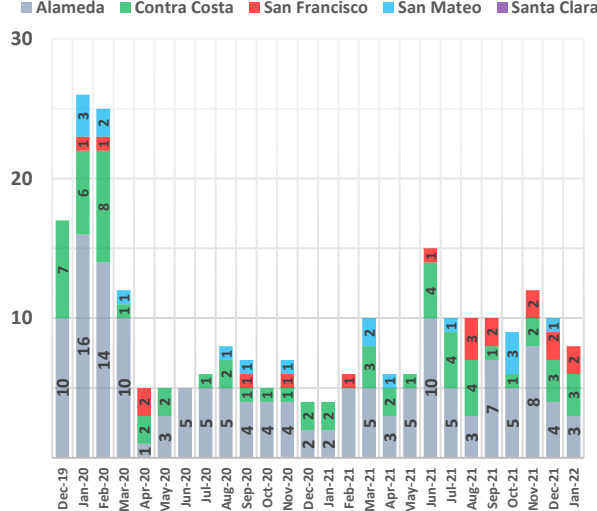
Part 1 Crimes: Top Five Stations

January 2022 A30/COS A10/LMS M10/OWS A60/HAS A40/SLS
 Full Year 2021 A30/COS A60/HAS M10/OWS A10/LMS A20/FVS

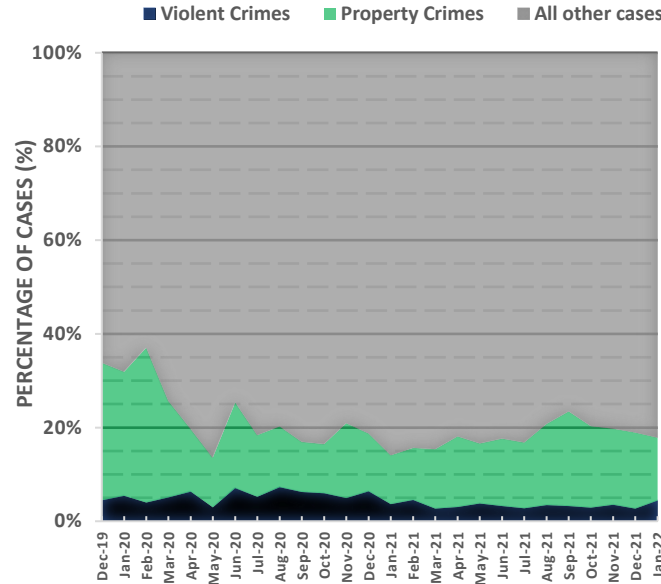
BATTERY & ASSAULT ON BART



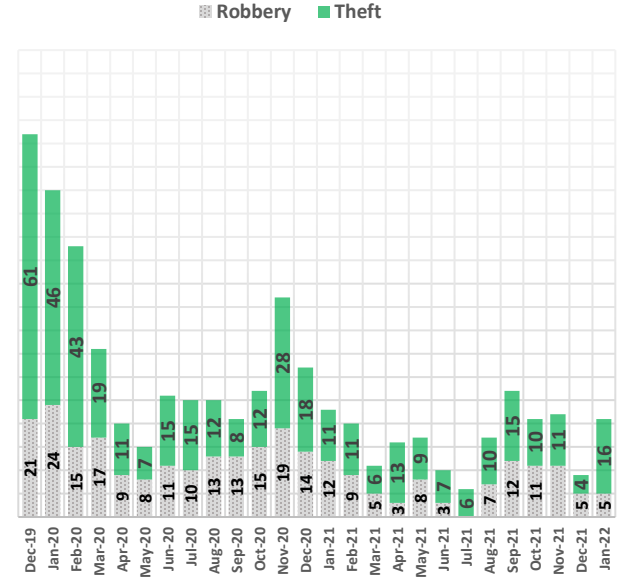
BICYCLE THEFT



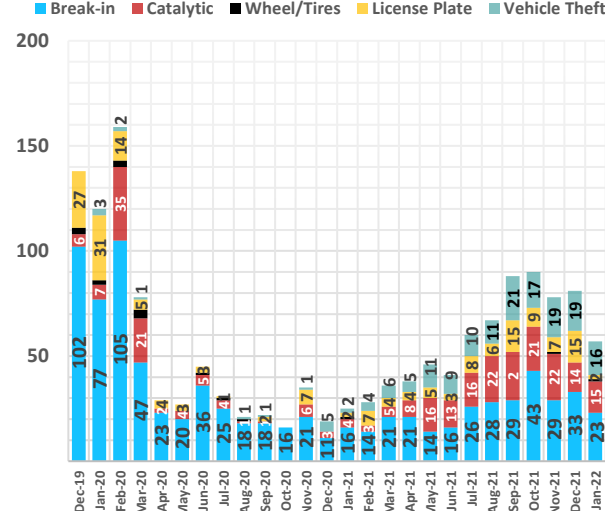
PART 1 CRIME OVERALL



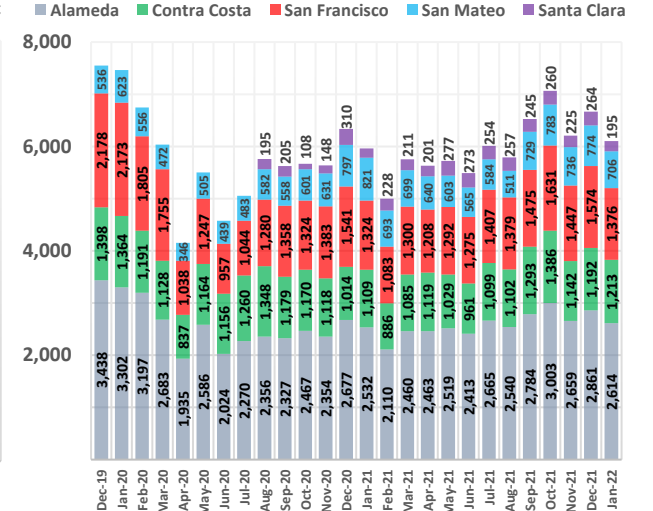
ELECTRONIC THEFT



VEHICLE CRIME



CALLS TO DISPATCH



Preface: The data is retrieved from the BART Police Database and remains unaudited until corrections. Numbers may differ from the reported data in the Uniform Crime Reporting (UCR) program.

Late reporting, the reclassification or unbounding of crimes, can affect crime statistics. Overtime costs are projected numbers. Information provided on the reports are subject to change.

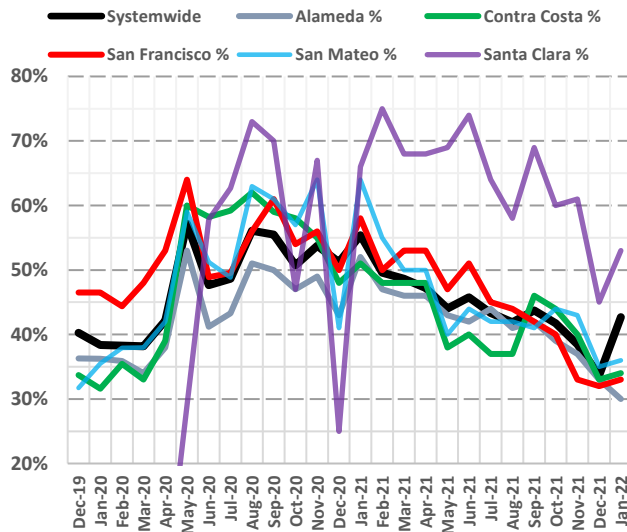


Bay Area Rapid Transit Police Department

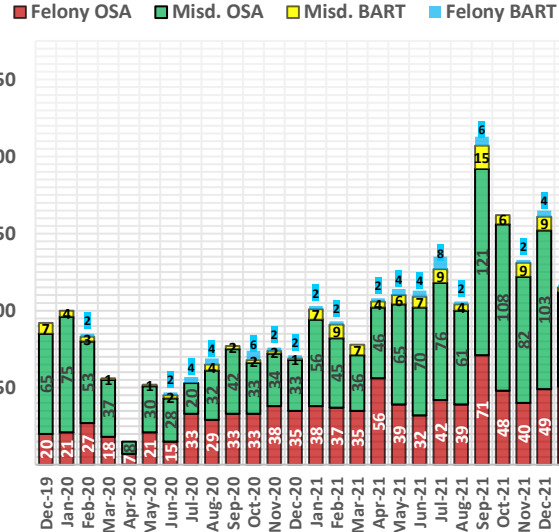
101 8th St, Oakland, CA, 94607 (510) 464-7000 www.bart.gov/police

January 2022 Performance Measurement Review - **Systemwide**

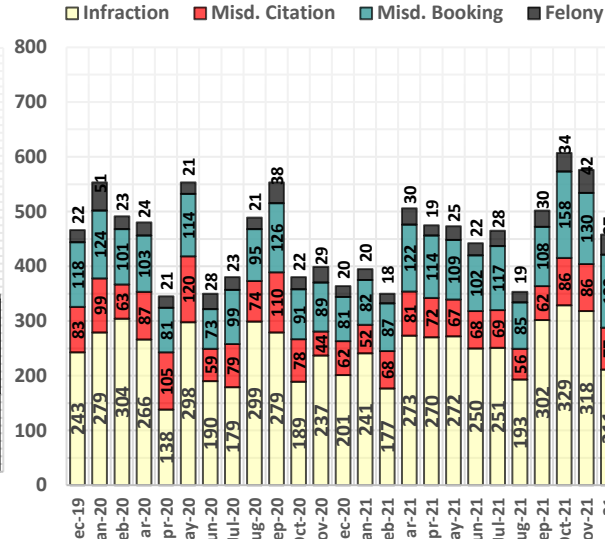
OFFICER-INITIATED INCIDENTS



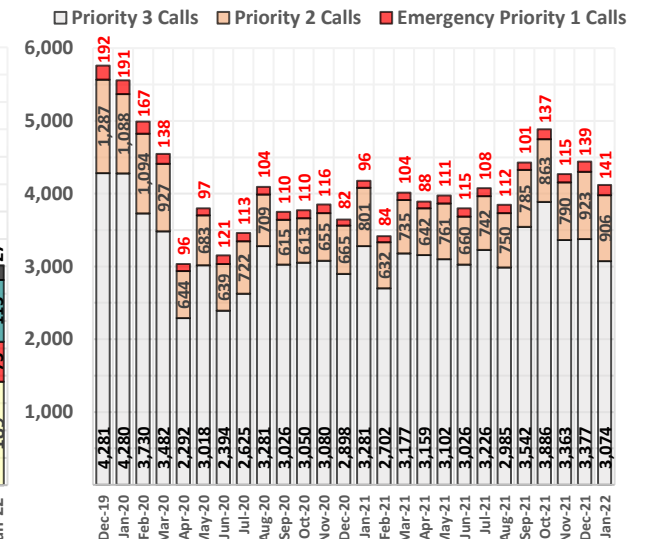
WARRANT ARRESTS



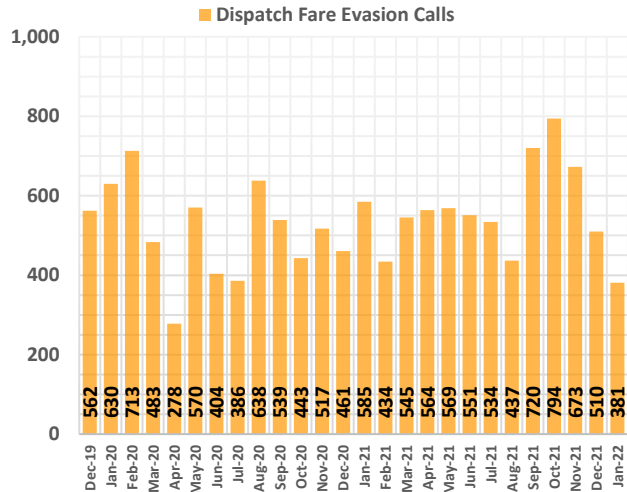
ALL BOOKINGS & ARRESTS



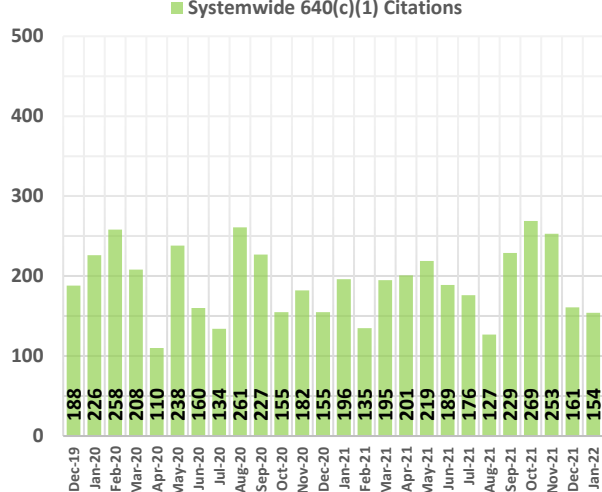
PRIORITY TYPE 1 - 3 CALLS



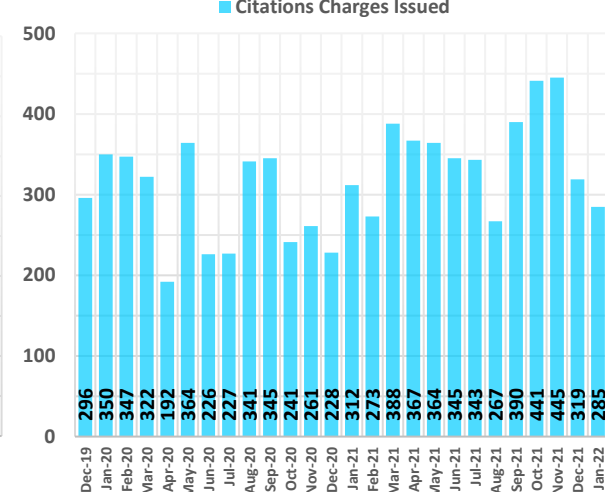
FARE EVASION CAD CALLS



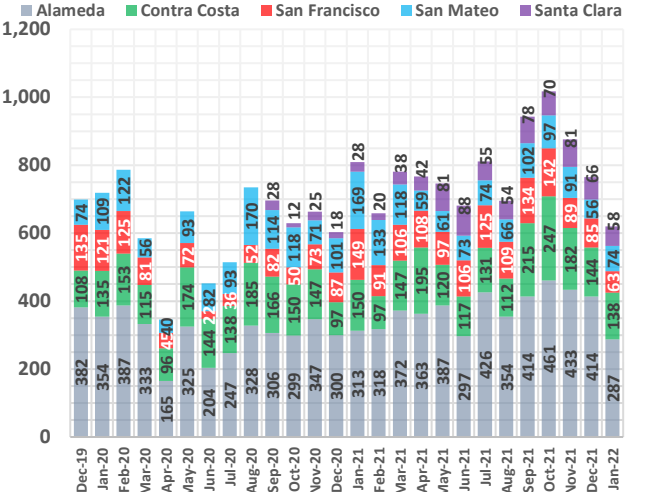
FARE EVASION CITATIONS



ALL CITATIONS



FIELD INTERVIEWS



Preface: The data is retrieved from the BART Police Database and remains unaudited until corrections. Numbers may differ from the reported data in the Uniform Crime Reporting (UCR) program.

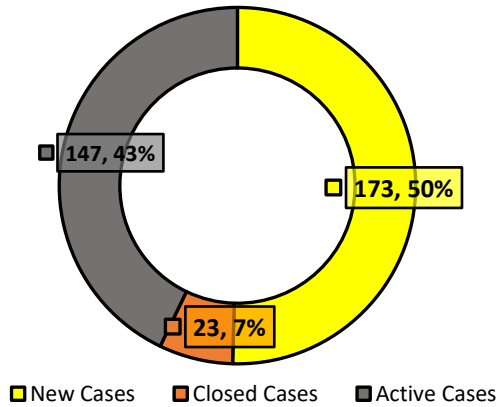
Late reporting, the reclassification or unbounding of crimes, can affect crime statistics. Overtime costs are projected numbers. Information provided on the reports are subject to change.



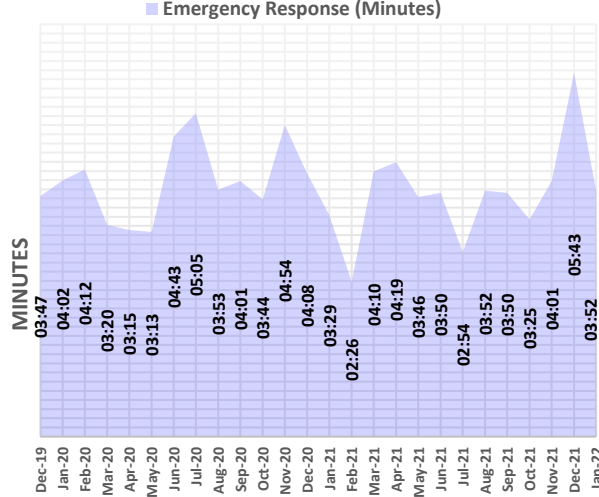
Bay Area Rapid Transit Police Department

101 8th St, Oakland, CA, 94607 (510) 464-7000 www.bart.gov/police

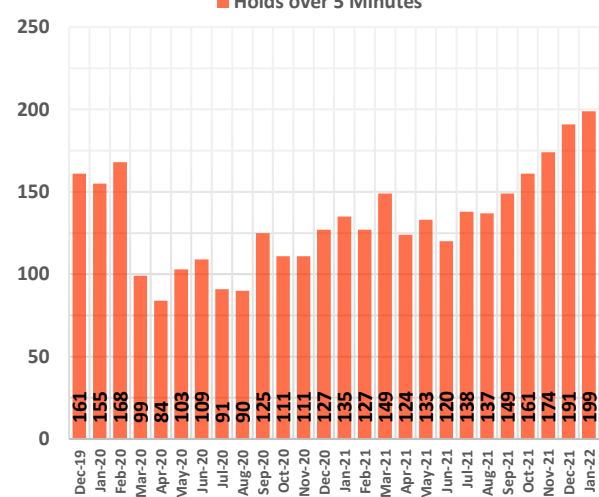
January 2022 Performance Measurement Review - **Systemwide**
INVESTIGATIVE ASSIGNMENTS



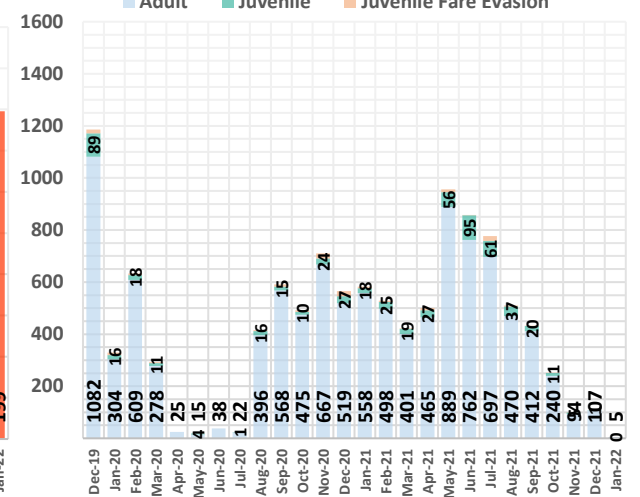
RESPONSE TIME (PRIORITY 1)



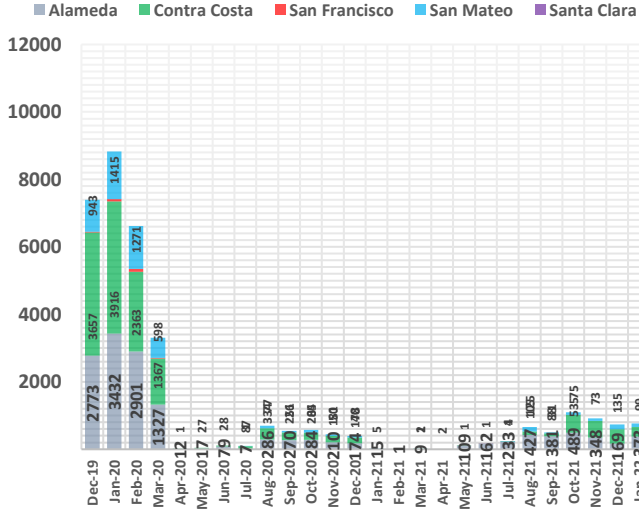
POLICE TRAIN HOLDS



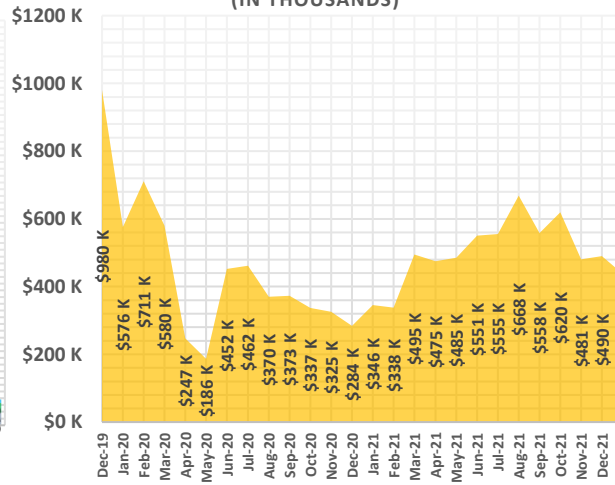
PROOF OF PAYMENT CITATIONS



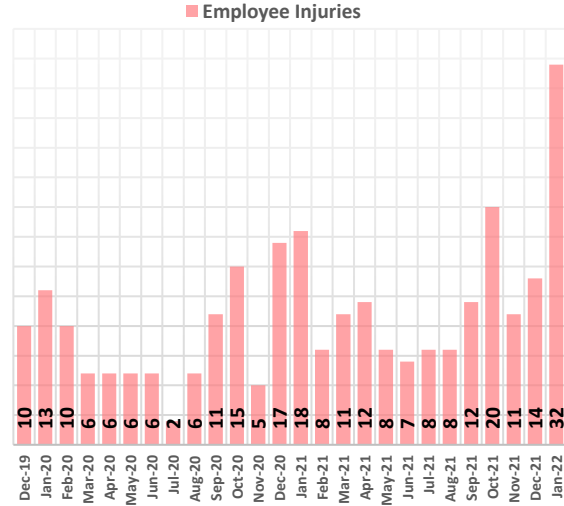
PARKING CITATIONS



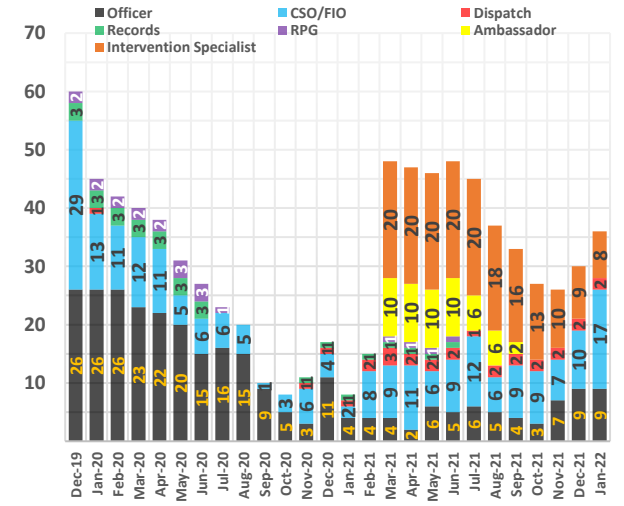
OVERTIME UTILIZATION (IN THOUSANDS)



EMPLOYEE INJURIES



VACANCIES



Preface: The data is retrieved from the BART Police Database and remains unaudited until corrections. Numbers may differ from the reported data in the Uniform Crime Reporting (UCR) program. Late reporting, the reclassification or unfounding of crimes, can affect crime statistics. Overtime costs are projected numbers. Information provided on the reports are subject to change.

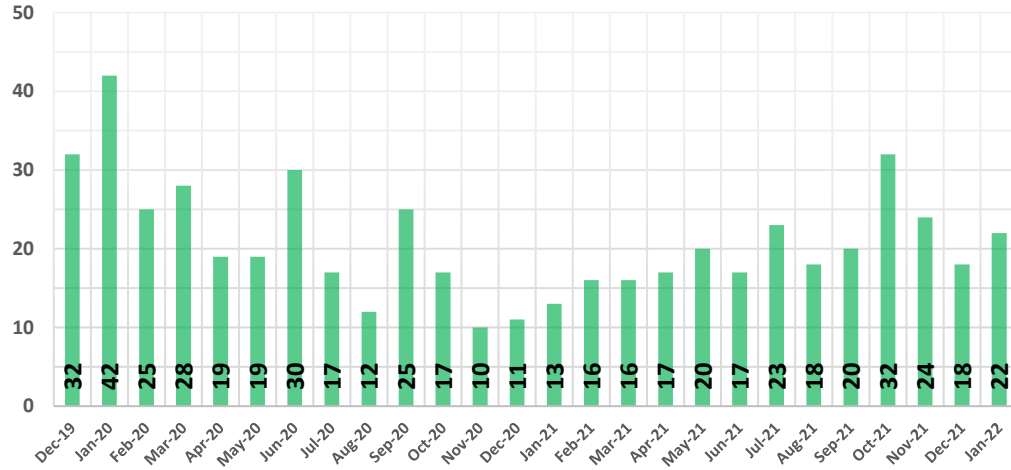


Bay Area Rapid Transit Police Department

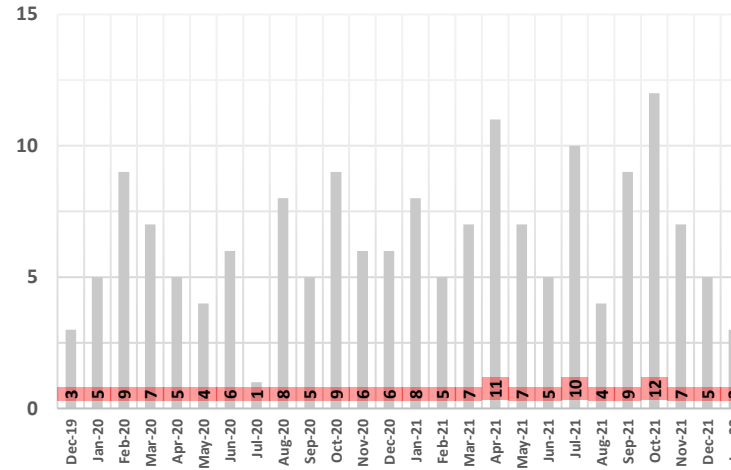
101 8th St, Oakland, CA, 94607 (510) 464-7000 www.bart.gov/police

January 2022 Performance Measurement Review - **Systemwide**

AB716 - PROHIBITION ORDERS

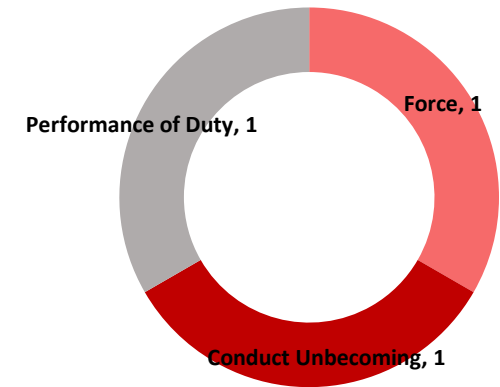


INTERNAL AFFAIRS COMPLAINTS



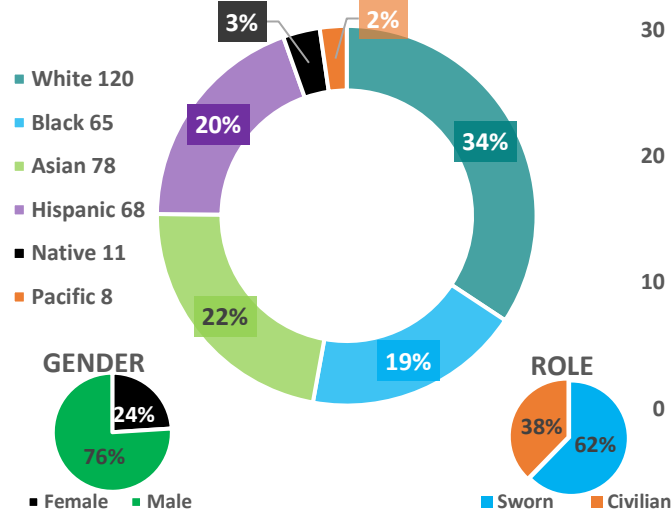
January 2022

IA COMPLAINTS RECEIVED¹

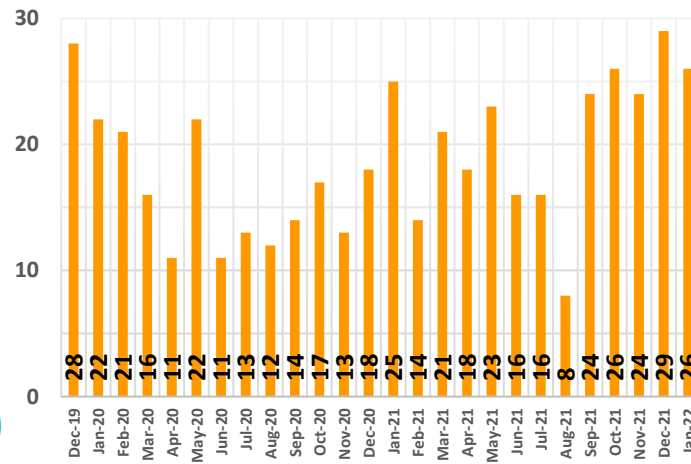


1: Each incident could contain more than one allegation. This chart reflects the most significant allegation per

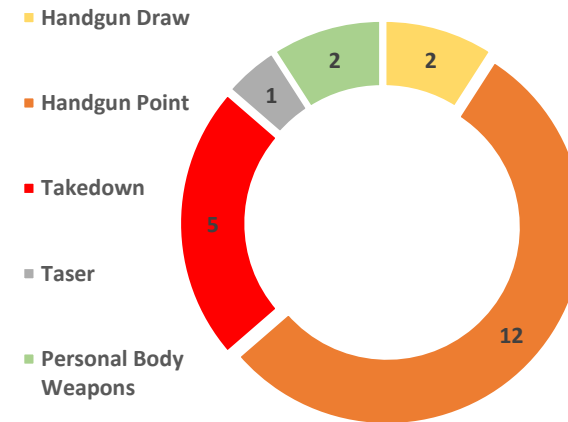
DEPARTMENT ETHNIC DIVERSITY



USE OF FORCE INCIDENTS

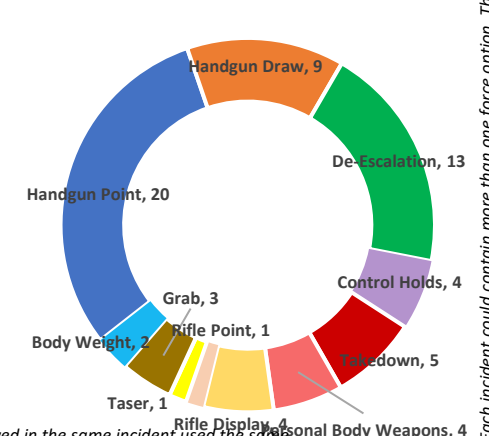


INCIDENT FORCE OPTIONS USED²



3: Some incidents involved the use of multiple force options. If two officers involved in the same incident used the same force option, this data would reflect both officers. As an example, if two officers used control holds in the same incident, this data would reflect two separate control holds.

TYPES OF FORCE USED³



2: Each incident could contain more than one force option. This chart reflects most significant force options used per incident.



Bay Area Rapid Transit Police Department

101 8th St, Oakland, CA, 94607 (510) 464-7000 www.bart.gov/police

January 2022 Performance Measurement Review - **Systemwide**

BART PD Uses of Force													
Use of Force Incidents	Jan	Feb	Mar	Apr	May	Jun	Jul	Aug	Sep	Oct	Nov	Dec	Total
2022 CY	26												26
2021 CY	25	14	21	18	23	16	16	8	24	26	24	29	244
2020 CY	22	21	16	11	22	11	13	12	14	17	13	18	190
2019 CY	27	20	17	30	21	19	27	27	26	21	14	28	277
2022 YTD	26												
2021 YTD	25	39	60	78	101	117	133	141	165	191	215	244	
2020 YTD	22	43	59	70	92	103	116	128	142	159	172	190	
2019 YTD	27	47	64	94	115	134	161	188	214	235	249	277	

BART PD Dispatch Communications Center													
Dispatch Center Calls	Jan	Feb	Mar	Apr	May	Jun	Jul	Aug	Sep	Oct	Nov	Dec	Total
2022 Calls for Service	6,087												6,087
2022 Priority 1 Calls	141												141
2022 Medical Emergencies	302												302
2022 Avg P1 Response Time	03:52												03:52
2021 Calls for Service	5,966	5,076	5,827	5,706	5,756	5,491	6,017	5,807	6,530	7,031	6,184	6,670	72,061
2021 Priority 1 Calls	96	84	104	88	111	115	108	112	101	137	115	139	1,310
2021 Medical Emergencies	266	191	193	193	197	181	209	195	228	232	199	294	2,578
2021 Avg P1 Response Time	03:29	02:26	04:10	04:19	03:46	03:50	02:54	03:52	03:50	03:25	04:01	05:43	03:49
2020 Calls for Service	7,470	6,753	6,086	4,242	5,583	4,770	5,319	6,008	5,715	5,835	5,678	5,499	68,958
2020 Priority 1 Calls	191	167	138	96	97	121	113	104	110	110	116	82	1,445
2020 Medical Emergencies	306	295	273	173	168	166	176	156	154	125	160	178	2,330
2020 Avg P1 Response Time	04:02	04:12	03:20	03:15	03:13	04:43	05:05	03:53	04:01	03:44	04:54	04:08	04:02
2019 Calls for Service	7,523	7,785	7,829	7,698	7,449	6,676	6,746	7,182	6,770	7,138	6,301	7,643	86,740
2019 Priority 1 Calls	203	181	202	204	202	213	205	199	222	205	192	192	2,420
2019 Medical Emergencies	361	310	370	321	396	360	318	323	339	329	329	381	4,137
2019 Avg P1 Response Time	05:16	05:10	04:49	04:40	03:52	06:17	04:38	06:45	05:34	05:30	04:57	03:47	05:06



Bay Area Rapid Transit Police Department

101 8th St, Oakland, CA, 94607 (510) 464-7000 www.bart.gov/police

January 2022 Performance Measurement Review - **Systemwide**

BART PD Enforcement Contacts													
Felony Arrests	Jan	Feb	Mar	Apr	May	Jun	Jul	Aug	Sep	Oct	Nov	Dec	Total
2022 Felony Arrest	27												27
2021 Felony Arrest	20	18	30	19	25	22	28	19	30	34	42	37	324
2020 Felony Arrest	51	23	24	21	21	28	23	21	38	22	29	20	321
2019 Felony Arrest	35	41	27	29	35	25	33	43	38	25	32	22	385
2022 Felony Arrest YTD	27												
2021 Felony Arrest YTD	20	38	68	87	112	134	162	181	211	245	287	324	
2020 Felony Arrest YTD	51	74	98	119	140	168	191	212	250	272	301	321	
2019 Felony Arrest YTD	35	76	103	132	167	192	225	268	306	331	363	385	
Misdemeanor Arrests	Jan	Feb	Mar	Apr	May	Jun	Jul	Aug	Sep	Oct	Nov	Dec	Total
2022 Misd. Arrest	113												113
2021 Misd. Arrest	82	87	122	114	109	102	117	85	108	158	130	133	1,347
2020 Misd. Arrest	124	101	103	81	114	73	99	95	126	91	89	81	1,177
2019 Misd. Arrest	138	169	147	142	127	101	108	119	92	115	89	118	1,465
2022 Misd. Arrest YTD	113												
2021 Misd. Arrest YTD	82	169	291	405	514	616	733	818	926	1,084	1,214	1,347	
2020 Misd. Arrest YTD	124	225	328	409	523	596	695	790	916	1,007	1,096	1,177	
2019 Misd. Arrest YTD	138	307	454	596	723	824	932	1,051	1,143	1,258	1,347	1,465	
Cite & Releases	Jan	Feb	Mar	Apr	May	Jun	Jul	Aug	Sep	Oct	Nov	Dec	Total
2022 Cite & Release	73												73
2021 Cite & Release	52	68	81	72	67	68	69	56	62	86	86	77	844
2020 Cite & Release	99	63	87	105	120	59	79	74	110	78	44	62	980
2019 Cite & Release	107	138	112	83	64	72	62	74	47	81	52	83	975
2022 Cite & Release YTD	73												
2021 Cite & Release YTD	52	120	201	273	340	408	477	533	595	681	767	844	
2020 Cite & Release YTD	99	162	249	354	474	533	612	686	796	874	918	980	
2019 Cite & Release YTD	107	245	357	440	504	576	638	712	759	840	892	975	
Field Interviews	Jan	Feb	Mar	Apr	May	Jun	Jul	Aug	Sep	Oct	Nov	Dec	Total
2022 Field Interview	620												620
2021 Field Interview	809	659	781	767	746	681	811	695	943	1,017	876	765	9,550
2020 Field Interview	719	787	585	346	665	464	538	766	696	629	663	603	7,461
2019 Field Interview	841	1,011	868	945	765	571	608	714	696	810	561	699	9,089
2022 Field Interview YTD	620												
2021 Field Interview YTD	809	1,468	2,249	3,016	3,762	4,443	5,254	5,949	6,892	7,909	8,785	9,550	
2020 Field Interview YTD	719	1,506	2,091	2,437	3,102	3,566	4,104	4,870	5,566	6,195	6,858	7,461	
2019 Field Interview YTD	841	1,852	2,720	3,665	4,430	5,001	5,609	6,323	7,019	7,829	8,390	9,089	
Combined Contacts	Jan	Feb	Mar	Apr	May	Jun	Jul	Aug	Sep	Oct	Nov	Dec	Total
2022 Monthly Enf. Contacts	833												833
2021 Monthly Enf. Contacts	963	832	1,014	972	947	873	1,025	855	1,143	1,295	1,134	1,012	12,065
2020 Monthly Enf. Contacts	993	974	799	553	920	624	739	956	970	820	825	766	9,939
2019 Monthly Enf. Contacts	1,121	1,359	1,154	1,199	991	769	811	950	873	1,031	734	922	11,914
2022 Enf. Contacts YTD	833												
2021 Enf. Contacts YTD	963	1,795	2,809	3,781	4,728	5,601	6,626	7,481	8,624	9,919	11,053	12,065	
2020 Enf. Contacts YTD	993	1,967	2,766	3,319	4,239	4,863	5,602	6,558	7,528	8,348	9,173	9,939	
2019 Enf. Contacts YTD	1,121	2,480	3,634	4,833	5,824	6,593	7,404	8,354	9,227	10,258	10,992	11,914	



Bay Area Rapid Transit Police Department

101 8th St, Oakland, CA, 94607 (510) 464-7000 www.bart.gov/police

January 2022 Performance Measurement Review - **Systemwide**

BART PD Warrant Arrests

Warrant Arrests	Jan	Feb	Mar	Apr	May	Jun	Jul	Aug	Sep	Oct	Nov	Dec	Total
2022 BART Felony	2												2
2022 BART Misdemeanor	3												3
2022 Outside Felony	51												51
2022 Outside Misdemeanor	61												61
2022 Monthly Total	117												117
2022 YTD Total	117												
2021 BART Felony	2	2	0	2	4	4	8	2	6	0	2	4	36
2021 BART Misdemeanor	7	9	7	4	6	7	9	4	15	6	9	9	92
2021 Outside Felony	38	37	35	56	39	32	42	39	71	48	40	49	526
2021 Outside Misdemeanor	56	45	36	46	65	70	76	61	121	108	82	103	869
2021 Monthly Total	103	93	78	108	114	113	135	106	213	162	133	165	1,523
2021 YTD Total	103	196	274	382	496	609	744	850	1,063	1,225	1,358	1,523	
2020 BART Felony	0	2	0	0	0	2	4	4	0	6	2	2	22
2020 BART Misdemeanor	4	3	1	0	1	2	0	4	2	2	2	1	22
2020 Outside Felony	21	27	18	7	21	15	33	29	33	33	38	35	310
2020 Outside Misdemeanor	75	53	37	8	30	28	20	32	42	33	34	33	425
2020 Monthly Total	100	85	56	15	52	47	57	69	77	74	76	71	779
2020 YTD Total	100	185	241	256	308	355	412	481	558	632	708	779	
2019 BART Felony	4	2	2	4	0	2	0	0	0	6	0	0	20
2019 BART Misdemeanor	2	12	3	5	0	3	7	10	2	1	3	7	55
2019 Outside Felony	21	37	27	19	16	14	29	15	18	25	25	20	266
2019 Outside Misdemeanor	72	75	87	76	61	43	60	56	69	71	86	65	821
2019 Monthly Total	99	126	119	104	77	62	96	81	89	103	114	92	1,162
2019 YTD Total	99	225	344	448	525	587	683	764	853	956	1,070	1,162	



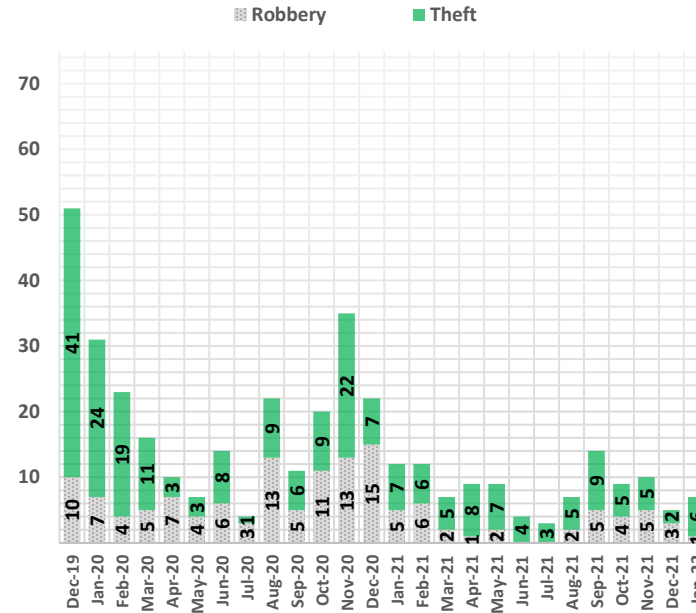
Bay Area Rapid Transit Police Department

101 8th St, Oakland, CA, 94607 (510) 464-7000 www.bart.gov/police

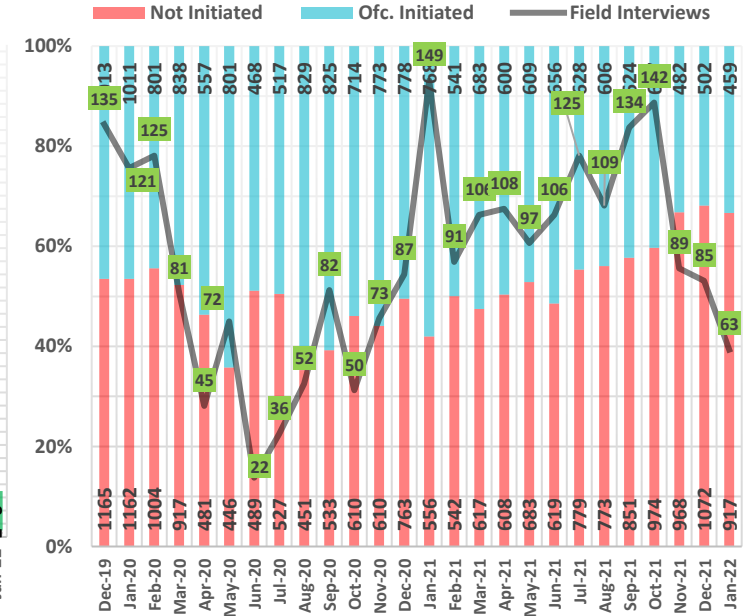
January 2022 Performance Measurement Review - San Francisco County

PART 1 UCR Crime	2018	2019	2020	2021	YTD 2021	YTD 2022	PCT %
Homicide	0	0	0	0	0	0	-%
Rape	0	0	4	1	0	0	-%
Robbery	97	104	101	47	6	2	-67%
Aggravated Assault	18	28	19	16	0	1	-%
Violent Crime Subtotal	115	132	124	64	6	3	-50%
Burglary (Structural)	6	4	1	3	0	1	-%
Larceny & Auto Burglary	473	619	200	103	10	9	-10%
Auto Theft	1	1	0	0	0	0	-%
Arson	0	0	1	2	0	0	-%
Property Crime Subtotal	480	624	202	108	10	10	0%
TOTAL	595	756	326	172	16	13	-19%

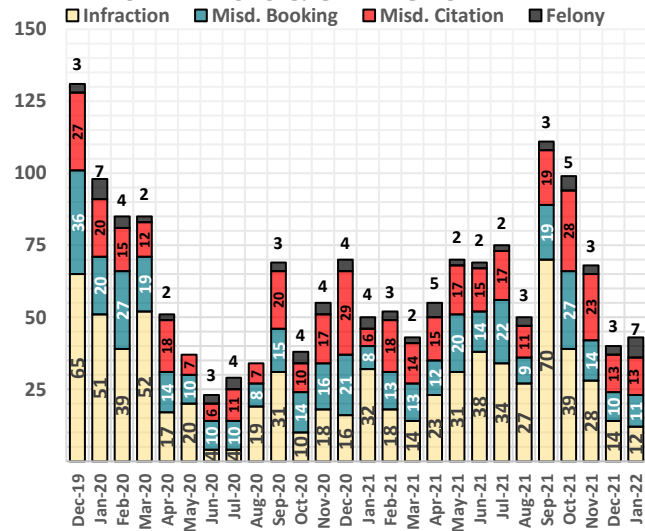
SAN FRANCISCO ELECTRONIC THEFT



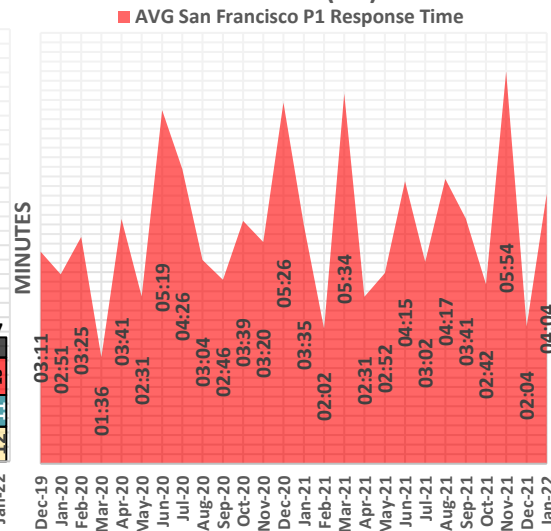
SF OFFICER-INITIATED INCIDENTS



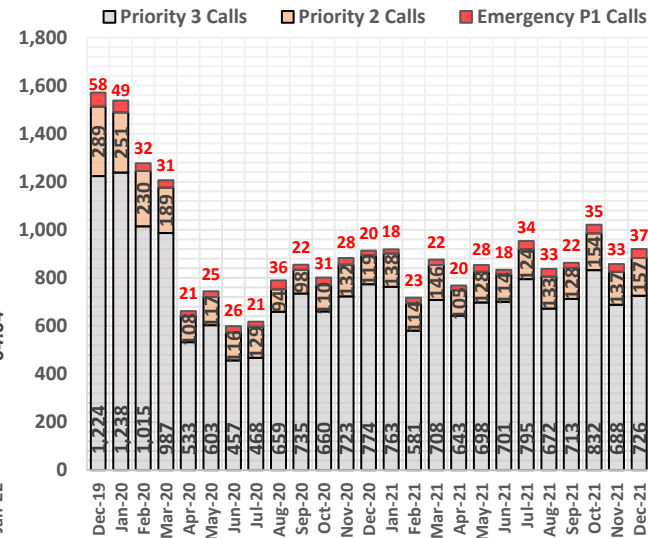
SF ARRESTS & CITATIONS



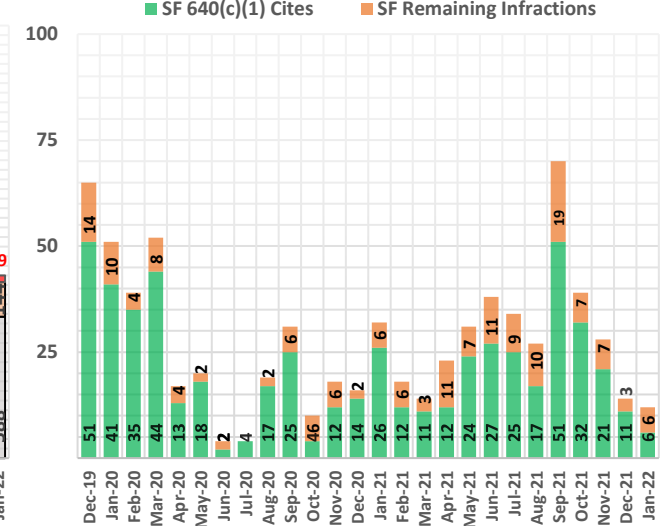
RESPONSE TIME (P1) AVG



SF PRIORITY 1 - 3 CALLS



SAN FRANCISCO FARE EVASION



Preface: The data is retrieved from the BART Police Database and remains unaudited until corrections. Numbers may differ from the reported data in the Uniform Crime Reporting (UCR) program.

Late reporting, the reclassification or unbounding of crimes, can affect crime statistics. Overtime costs are projected numbers. Information provided on the reports are subject to change.



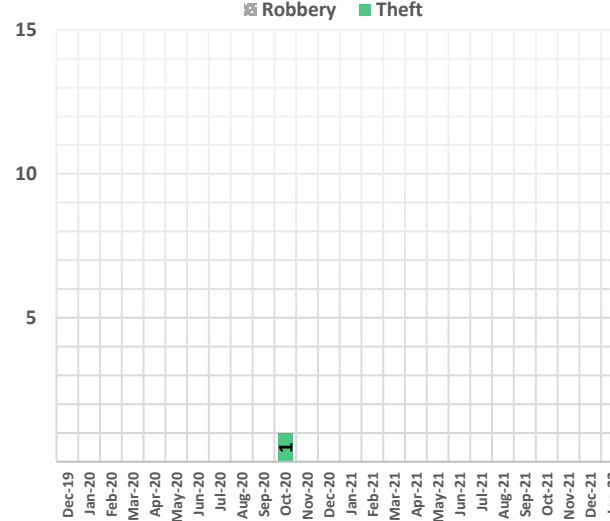
Bay Area Rapid Transit Police Department

101 8th St, Oakland, CA, 94607 (510) 464-7000 www.bart.gov/police

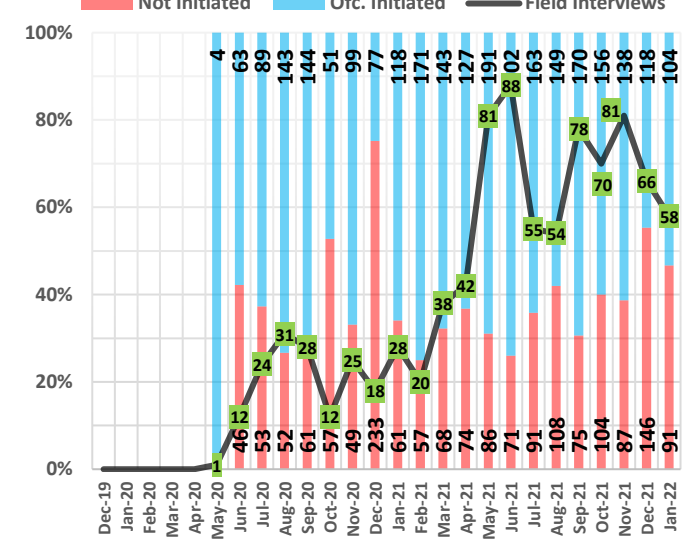
January 2022 Performance Measurement Review - Santa Clara County

PART 1 UCR Crime	2018	2019	2020	2020	YTD 2020	YTD 2021	PCT %
Homicide	-	-	-	-	0	0	-%
Rape	-	-	-	-	0	0	-%
Robbery	-	-	-	2	0	0	-%
Aggravated Assault	-	-	1	0	0	1	-%
Violent Crime Subtotal	0	0	1	2	0	1	-%
Burglary (Structural)	-	-	-	-	0	0	-%
Larceny & Auto Burglary	-	-	1	-	0	0	-%
Auto Theft	-	-	-	-	0	0	-%
Arson	-	-	-	-	0	0	-%
Property Crime Subtotal	0	0	1	0	0	0	-%
TOTAL	0	0	2	2	0	1	-%

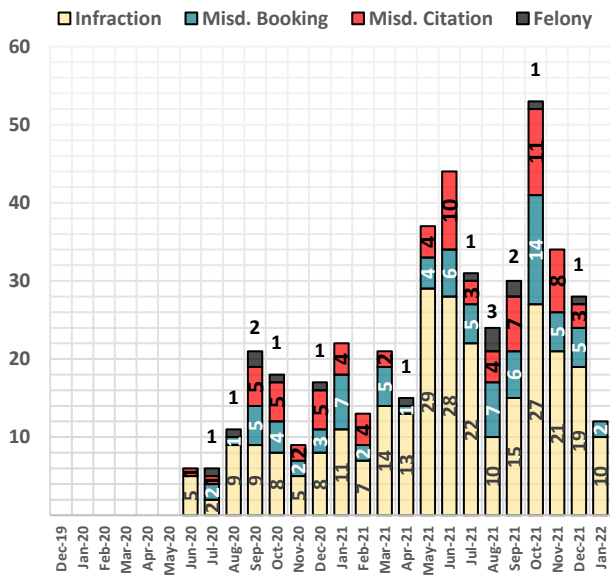
SANTA CLARA ELECTRONIC THEFT



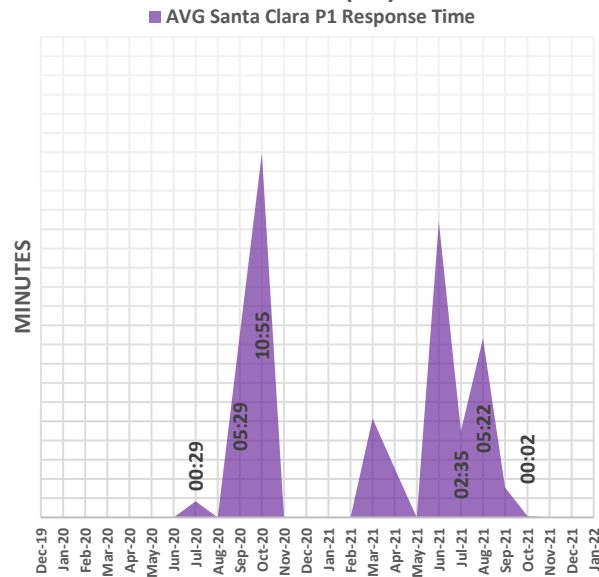
SCC OFFICER-INITIATED INCIDENTS



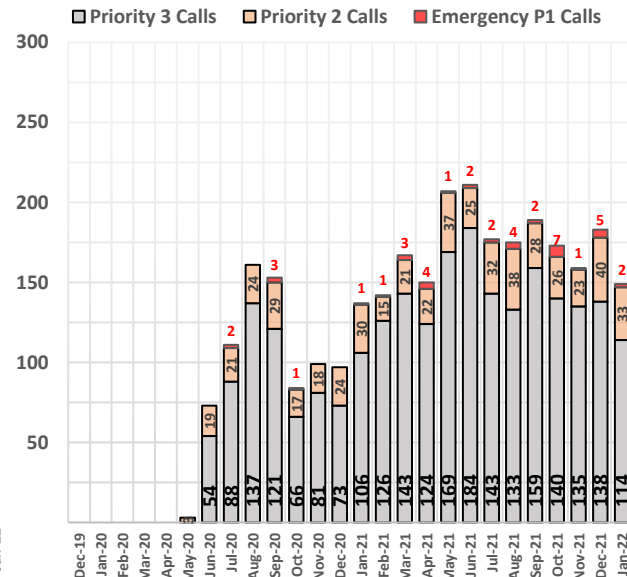
SCC ARRESTS & CITATIONS



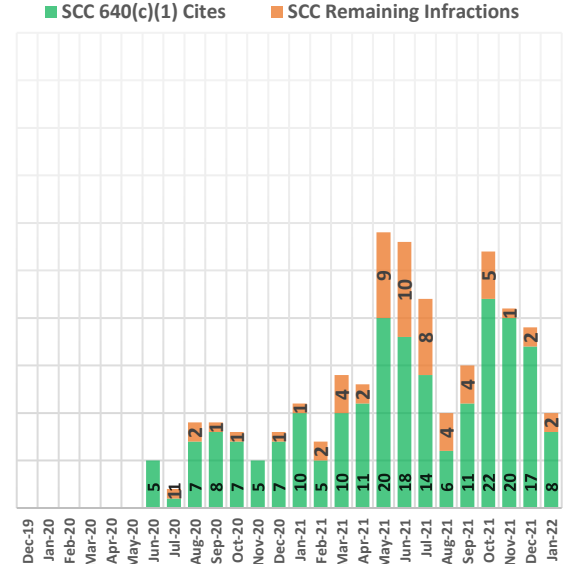
RESPONSE TIME (P1) AVG



SCC PRIORITY 1 - 3 CALLS



SCC FARE EVASION



Preface: The data is retrieved from the BART Police Database and remains unaudited until corrections. Numbers may differ from the reported data in the Uniform Crime Reporting (UCR) program.

Late reporting, the reclassification or unbounding of crimes, can affect crime statistics. Overtime costs are projected numbers. Information provided on the reports are subject to change.

Internal Affairs Division Acronyms

Admin: Administrative

OIPA Investigation: Office of the Independent Police Auditor is conducting the investigation

S.R.: Supervisor Referral

Tolled: Internal Affairs Investigation is on hold (paused)

Allegation Types

Arrest or Detention

BBP: Bias Based Policing

CUBO: Conduct Unbecoming an Officer

Courtesy

Force

POD: Performance of Duty

Policy Complaint

Policy/Procedure

Racial Animus

Reporting Misconduct

Search or Seizure

Service Review

Supervision

Truthfulness

Workplace Discrimination/Harassment

BART Police Department - Office of Internal Affairs

Investigation Log

IA#:	DATE OCC'D	DATE REC'D	ALLEGATION	MISC	INVESTIGATOR	STATUS	5 Month Date	Due Date
IA2018-001	1/3/2018	1/3/2018	Force (OIS)		Lt. Salas	Tolled	6/4/2018	
IA2018-060	7/22/2018	7/23/2018	Service Review		Lt. Salas	Tolled	12/23/2018	
IA2020-017	2/15/2020	2/15/2020	Force		Sgt. Spears	Tolled	7/16/2020	2/15/2021
IA2020-057	8/12/2020	8/27/2020	CUBO	Retained By OIPA #20-22	OIPA	OIPA Investigation	1/26/2021	8/27/2021
IA2021-008	1/8/2021	1/11/2021	Unk	Admin Closure	Sgt. Turner	In Progress	6/12/2021	1/11/2022
IA2021-011	2/14/2021	2/14/2021	POD	Admin Closure	Sgt. Turner	In Progress	7/16/2021	2/14/2022
IA2021-012	2/17/2021	2/17/2021	Force, CUBO, BBP		Sgt. Spears	In Progress	7/19/2021	2/17/2022
IA2021-013	2/16/2021	2/16/2021	Force		Sgt. Turner	In Progress	7/18/2021	2/16/2022
IA2021-014	2/25/2021	3/1/2021	Force		Sgt. Spears	In Progress	7/31/2021	3/1/2022
IA2021-015	3/1/2021	3/1/2021	BBP		Sgt. Spears	In Progress	8/1/2021	3/1/2022
IA2021-017	3/14/2021	3/14/2021	Force		Sgt. Spears	In Progress	3/16/2021	3/14/2022
IA2021-018	3/16/2021	3/16/2021	Force	Possible Clear by video	Sgt. Turner	In Progress	8/15/2021	3/16/2022
IA2021-020	3/30/2021	4/1/2021	Force		Sgt. Spears	In Progress	8/29/2021	4/1/2022

IA2021-021	4/1/2021	4/1/2021	Force		Sgt. Turner	In Progress	8/31/2021	4/1/2022
IA2021-022	4/2/2021	4/2/2021	POD		Sgt. Turner	In Progress	9/1/2021	4/2/2022
IA2021-024	4/3/2021	4/3/2021	Bias Based Policing		Sgt. Spears	In Progress	9/2/2021	4/3/2022
IA2021-026	4/6/2021	4/8/2021	BBP, POD		Sgt. Turner	In Progress	9/7/2021	4/8/2022
IA2021-028	4/13/2021	4/13/2021	CUBO	Possible Admin Closure	Sgt. Spears	In Progress	9/12/2021	4/13/2022
IA2021-029	4/15/2021	4/15/2021	POD	Possible Admin Closure	Sgt. Turner	In Progress	9/14/2021	4/15/2022
IA2021-030	4/14/2021	4/16/2021	Arrest/Detention, POD, CUBO, BBP	Retained By OIPA #21-06	OIPA	OIPA Investigation	9/15/2021	4/16/2022
IA2021-031	4/17/2021	4/19/2021	Arrest/Detention, BBP, CUBO	Retained By OIPA #21-07	OIPA	OIPA Investigation	9/18/2021	4/19/2022
IA2021-032	4/19/2021	4/19/2021	POD		Lt. Salas	In Progress	9/18/2021	4/19/2022
IA2021-033					Lt. Salas	In Progress	9/20/2021	12/31/1900
IA2021-034		4/22/2021	CUBO		Sgt. Turner	In Progress	9/21/2021	4/22/2022
IA2021-035	4/29/2021	5/6/2021	Force, CUBO		Sgt. Spears	In Progress	10/5/2021	5/6/2022
IA2021-036	6/4/2021	6/4/2021	POD		Sgt. Turner	In Progress	11/3/2021	6/4/2022
IA2021-037	1/24/2021	5/11/2021	POD	Admin Closure	Lt. Salas	In Progress	10/10/2021	5/11/2022

IA2021-038	4/4/2021	5/13/2021	Arrest/Detention, CUBO		Sgt. Spears	In Progress	10/17/2021	5/13/2022
IA2021-040	6/11/2021	6/11/2021	Force, CUBO		Sgt. Turner	In Progress	11/10/2021	6/11/2022
IA2021-042	5/23/2021	5/23/2021	BBP, CUBO		Sgt. Spears	In Progress	10/22/2021	5/23/2022
IA2021-043	5/23/2021	5/26/2021	Force, Arrest/Detention	Retained by OIPA #21-10	OIPA	OIPA Investigation	10/25/2021	5/26/2022
IA2021-044	5/28/2021	5/28/2021	Bias Based Policing		Sgt. Spears	Tolled	10/27/2021	5/28/2022
IA2021-045	6/12/2021	6/12/2021	CUBO		Sgt. Turner	In Progress	11/11/2021	6/12/2022
IA2021-046	6/19/2021	6/22/2021	Force, BBP	Retained by OIPA #21-15	OIPA	OIPA Investigation	11/21/2021	6/22/2022
IA2021-047	6/16/2021	6/22/2021	CUBO, Policy/Procedure		Sgt. Spears	In Progress	11/21/2021	6/22/2022
IA2021-048	2/1/2021	7/1/2021	Arrest/Detention Force/POD(Sup)		Sgt. Turner	In Progress	11/30/2021	7/1/2022
IA2021-049	5/19/2021	7/5/2021	Force		Sgt. Spears	In Progress	12/4/2021	7/5/2022
IA2021-050	7/4/2021	7/5/2021	Policy/Procedure, BBP, Arrest/Detention		Sgt. Spears	In Progress	12/4/2021	7/5/2022
IA2021-053	7/16/2021	7/16/2021	Force		Sgt. Turner	In Progress	12/15/2021	7/16/2022
IA2021-054	7/19/2021	7/19/2021	POD		Sgt. Turner	In Progress	12/18/2021	7/19/2022

IA2021-055	7/21/2021	7/21/2021	CUBO		Sgt. Turner	In Progress	12/20/2021	7/21/2022
IA2021-056	7/18/2021	7/27/2021	Force/ Arrest & Detention		Sgt. Spears	In Progress	12/26/2021	7/27/2022
IA2021-057	7/28/2021	7/28/2021	Bias Based Policing		Sgt. Spears	In Progress	12/27/2021	7/28/2022
IA2021-058	7/16/2021	8/2/2021	Force, BBP, POD, CUBO		Sgt. Turner	Tolled	1/1/2022	8/2/2022
IA2021-059	8/16/2021	8/16/2021	Force		Sgt. Turner	In Progress	1/15/2022	8/16/2022
IA2021-060	8/14/2021	8/14/2021	Force, CUBO		Sgt. Turner	In Progress	1/13/2022	8/14/2022
IA2021-061	8/19/2021	8/19/2021	CUBO		Sgt. Spears	In Progress	1/18/2022	8/19/2022
IA2021-062	4/6/2021	9/2/2021	Force, POD		Sgt. Turner	In Progress	2/1/2022	9/2/2022
IA2021-063	9/16/2021	9/16/2021	Force		Sgt. Turner	In Progress	2/15/2022	9/16/2022
IA2021-064	9/16/2021	9/20/2021	Force		Sgt. Turner	In Progress	2/19/2022	9/20/2022
IA2021-065	9/15/2021	9/20/2021	Force		Sgt. Spears	In Progress	2/19/2022	9/20/2022
IA2021-066	9/22/2021	9/22/2021	Bias-Based Policing	clear by video request sent to oipa on 11/1/21	Sgt. Spears	Pending Approval	2/21/2022	9/22/2022
IA2021-067	9/22/2021	9/22/2021	Bias-Based Policing		Sgt. Turner	In Progress	2/21/2022	9/22/2022
IA2021-068	9/12/2021	9/14/2021	CUBO		Sgt. Spears	In Progress	3/1/2022	9/14/2022

IA2021-069	9/23/2021	9/27/2021	Bias-Based Policing		Sgt. Spears	In Progress	3/1/2022	9/27/2022
IA2021-070	9/24/2021	9/24/2021	Force		Sgt. Turner	In Progress	2/23/2021	9/24/2022
IA2021-071	2/11/2019	9/28/2021	Force, BBP, Supervision, CUBO, Policy/Procedure	Retained by OIPA #21-18	OIPA	OIPA Investigation	2/27/2022	9/28/2022
IA2021-072	10/3/2021	10/4/2021	CUBO	SR	Sgt. Spears	In Progress	3/5/2022	10/4/2022
IA2021-073	3/29/2021	10/4/2021	Force		Sgt. Spears	In Progress	3/5/2022	10/4/2022
IA2021-074	9/25/2021	10/1/2021	Force, Arrest/Detention, Policy/Procedure	Retained by OIPA #21-19	OIPA	OIPA Investigation	3/2/2022	10/1/2022
IA2021-076	10/13/2021	10/13/2021	Force		Sgt. Turner	In Progress	3/14/2022	10/13/2022
IA2021-077	10/8/2021	10/12/2021	Bias Based Policing		Sgt. Turner	In Progress	3/13/2021	10/12/2022
IA2021-078	10/15/2021	10/15/2021	BBP, CUBO		Sgt. Turner	In Progress	3/16/2021	10/15/2022
IA2021-079	10/11/2021	10/13/2021	Arrest/Detention		Sgt. Spears	In Progress	3/22/2022	10/13/2022
IA2021-080	10/14/2021	10/20/2021	CUBO		Sgt. Spears	In Progress	3/22/2022	10/20/2022
IA2021-081	12/31/2019	10/13/2021	Force		Sgt. Turner	Tolled	3/14/2022	10/13/2022
IA2021-082	10/20/2021	10/20/2021	TBD	Inquiry	Sgt. Spears	In Progress	3/22/2021	10/20/2022

IA2021-083	10/15/2021	10/15/2021	Force		Sgt. Spears	In Progress	3/16/2021	10/15/2022
IA2021-084	10/21/2021	10/21/2021	POD		Sgt. Turner	In Progress	3/22/2022	10/21/2022
IA2021-085	10/26/2021	10/26/2021	Force, BBP Arrest/Detention		Sgt. Spears	In Progress	3/27/2022	10/26/2022
IA2021-086	10/27/2021	11/1/2021	Force	Retained by OIPA #21-24	OIPA	OIPA Investigation	4/2/2022	11/1/2022
IA2021-087		11/1/2021	POD, Truthfulness, Policy/Procedure, CUBO		Sgt. Turner	In Progress	4/2/2022	11/1/2022
IA2021-088	10/31/2021	10/31/2021	Force		Sgt. Spears	In Progress	4/1/2022	10/31/2022
IA2021-089	11/1/2021	11/1/2021	Force		Sgt. Spears	In Progress	4/2/2022	11/1/2022
IA2021-090	11/4/2021	11/8/2021	Force		Sgt. Spears	In Progress	4/9/2022	11/8/2022
IA2021-091	11/10/2021	11/12/2021	POD	OIPA Intake #21-24	Sgt. Turner	In Progress	4/13/2022	11/12/2022
IA2021-092	11/12/2021	11/16/2021	Force, Arrest/Detention		Sgt. Spears	In Progress	4/17/2022	11/16/2022
IA2021-093	11/2/2021	11/10/2021	Arrest/Detention		Sgt. Spears	In Progress	4/30/2022	11/10/2022
IA2021-094	11/19/2021	11/24/2021	Courtesy		Sgt. Spears	In Progress	4/30/2022	11/24/2022
IA2021-095	6/29/2016	10/25/2021	POD		Sgt. Spears	In Progress	3/26/2022	10/25/2022
IA2021-096	12/5/2021	12/8/2021	Force		Sgt. Turner	In Progress	5/9/2022	12/8/2022

IA2021-097	12/3/2021	12/17/2021	POD, Policy/Procedure (Report Writing), Axon Camera		Sgt. Spears	In Progress	5/23/2022	12/17/2022
IA2021-099	11/24/2021	11/26/2021	CUBO		Sgt. Spears	In Progress	5/28/2022	11/26/2022
IA2021-102	10/2/2021	10/15/2021	POD	OIPA Intake #21-21	Sgt. Spears	In Progress	3/16/2022	10/15/2022
IA2022-001	1/13/2022	1/18/2022	Force		Sgt. Turner	In Progress	6/19/2022	1/18/2023
IA2022-002	1/1/2022	1/4/2022	POD	OIPA Intake #22-01	OIPA	In Progress	6/5/2022	1/4/2023
IA2022-003	1/24/2022	1/26/2022	CUBO		Sgt. Spears	In Progress	6/28/2022	1/26/2023

BART Watch - 2022

	Jan	Feb	Mar	Apr	May	Jun	Jul	Aug	Sep	Oct	Nov	Dec	YTD
Crime in Progress	23												23
Disruptive Behavior	277												277
Drug Use	150												150
Human Trafficking	2												2
Illegally Parked Vehicle	2												2
Aggressive Panhandling	6												6
Report a Crime Tip	7												7
Robbery/Theft	5												5
Sexual Assault/Lewd Behavior	6												6
Suspicious Activity	45												45
Unattended Bag or Package	6												6
Unsecure Door	8												8
Vandalism	20												20
Welfare Check	64												64
Unwanted Sex Harassment	5												5
Total	626												626
Text-a-Tip	1,557												1,557

Total Downloads:

96,997