

# BART POLICE DEPARTMENT



January 2024

MONTHLY REPORT



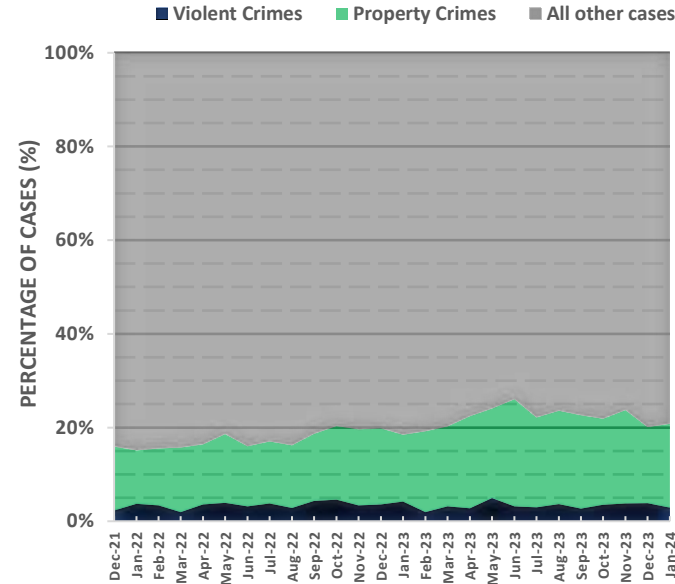
# Bay Area Rapid Transit Police Department

101 8th St, Oakland, CA, 94607 (510) 464-7000 [www.bart.gov/police](http://www.bart.gov/police)

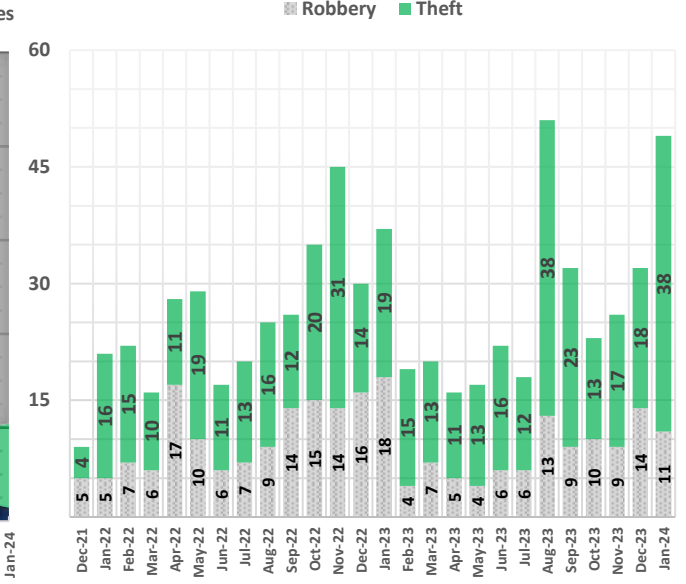
January 2024 Performance Measurement Review - **Systemwide**

| PART 1 UCR Crime               | 2019         | 2020         | 2021         | 2022         | 2023         | YTD 2023   | YTD 2024   | PCT %       |
|--------------------------------|--------------|--------------|--------------|--------------|--------------|------------|------------|-------------|
| Homicide                       | 2            | 0            | 0            | 4            | 1            | 0          | 0          | -%          |
| Rape                           | 7            | 5            | 8            | 7            | 7            | 0          | 0          | -%          |
| Robbery                        | 378          | 252          | 143          | 225          | 235          | 27         | 19         | -30%        |
| Aggravated Assault             | 112          | 95           | 71           | 114          | 154          | 12         | 10         | -17%        |
| <b>Violent Crime Subtotal</b>  | <b>499</b>   | <b>352</b>   | <b>222</b>   | <b>350</b>   | <b>397</b>   | <b>39</b>  | <b>29</b>  | <b>-26%</b> |
| Burglary (Structural)          | 16           | 12           | 11           | 23           | 25           | 1          | 0          | -100%       |
| Larceny & Auto Burglary        | 3,177        | 1,038        | 882          | 1,118        | 1,497        | 103        | 122        | +18%        |
| Auto Theft                     | 247          | 100          | 134          | 231          | 671          | 30         | 56         | +87%        |
| Arson                          | 4            | 4            | 5            | 10           | 4            | 0          | 0          | -%          |
| <b>Property Crime Subtotal</b> | <b>3,444</b> | <b>1,154</b> | <b>1,032</b> | <b>1,382</b> | <b>2,197</b> | <b>134</b> | <b>178</b> | <b>+33%</b> |
| <b>TOTAL</b>                   | <b>3,943</b> | <b>1,506</b> | <b>1,254</b> | <b>1,732</b> | <b>2,594</b> | <b>173</b> | <b>207</b> | <b>+20%</b> |

## PART 1 CRIME OVERALL



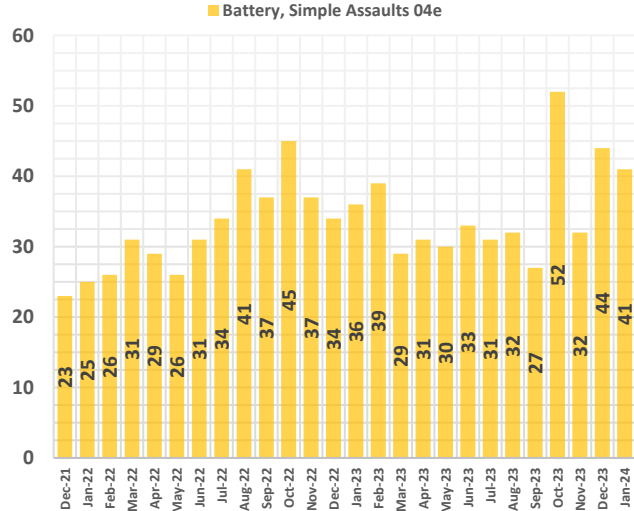
## ELECTRONIC CRIMES



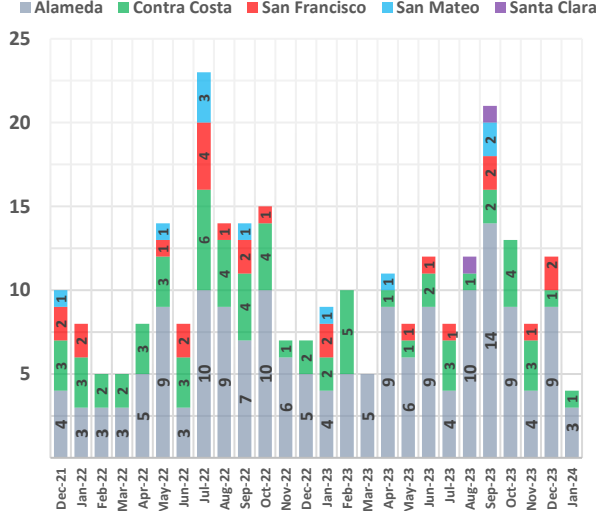
## Part 1 Crimes: Top Five Stations

January 2024 M10/OWS M50/BFS K30/MAS C60/CDS M60/TFS  
 Full Year 2023 M10/OWS M40/CCS A30/COS M30/PSS A60/HAS

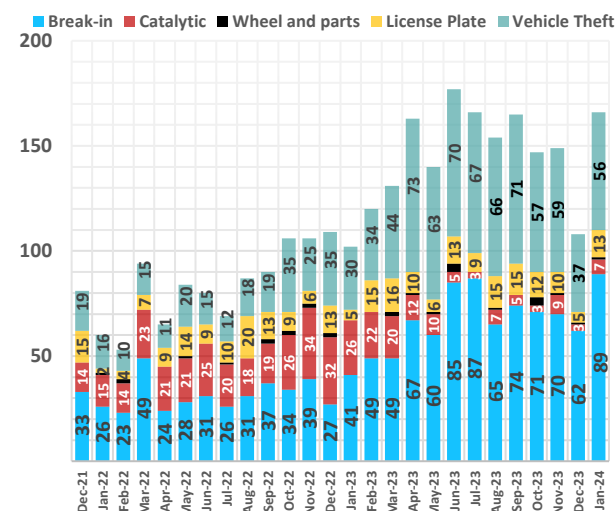
### BATTERY & ASSAULT ON BART



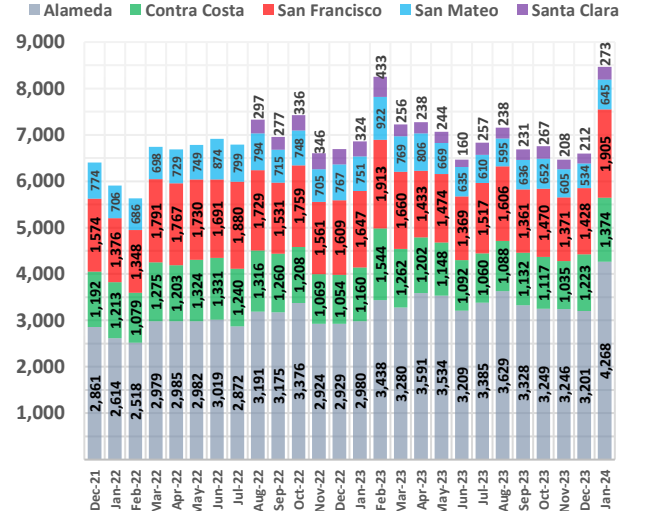
### BICYCLE THEFT



### VEHICLE CRIME



### CALLS TO DISPATCH



**Preface:** The data is retrieved from the BART Police Database and remains unaudited until corrections. Numbers may differ from the reported data in the Uniform Crime Reporting (UCR) program.

Late reporting, the reclassification or unfounding of crimes, may affect statistics. Infraction citations consist of all individual charges. Felony arrests, misdemeanor arrests and citations are based on each instance per individual



# Bay Area Rapid Transit Police Department

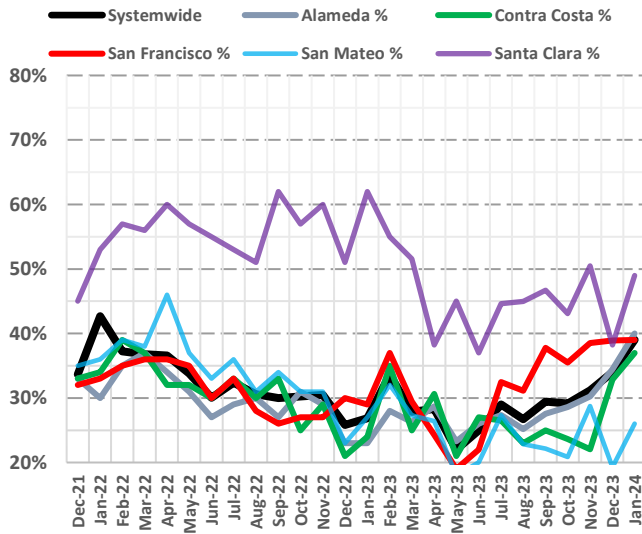
101 8th St, Oakland, CA, 94607 (510) 464-7000

[www.bart.gov/police](http://www.bart.gov/police)

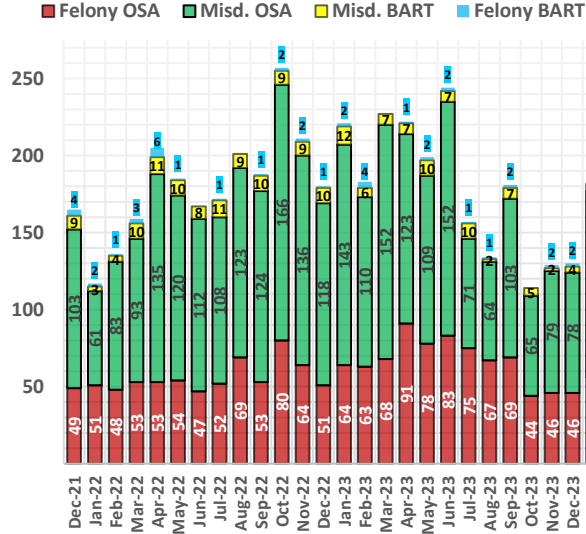
January 2024

Performance Measurement Review - **Systemwide**

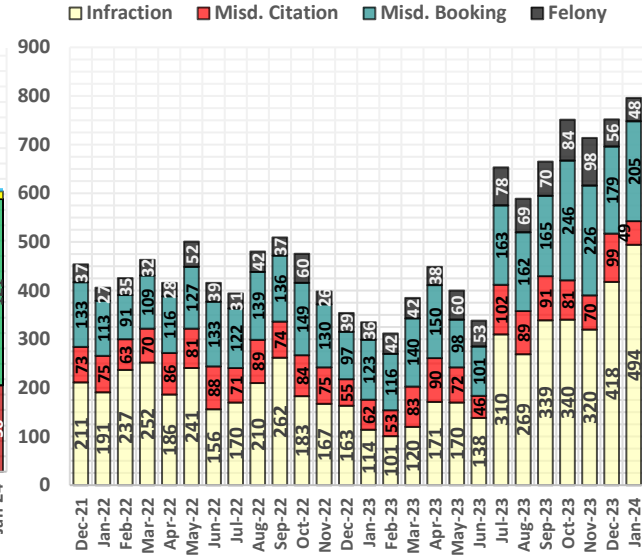
## OFFICER-INITIATED INCIDENTS



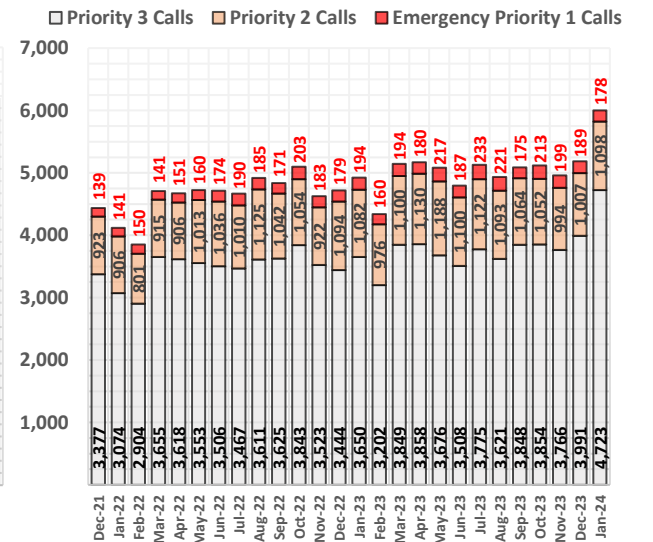
## WARRANT ARRESTS



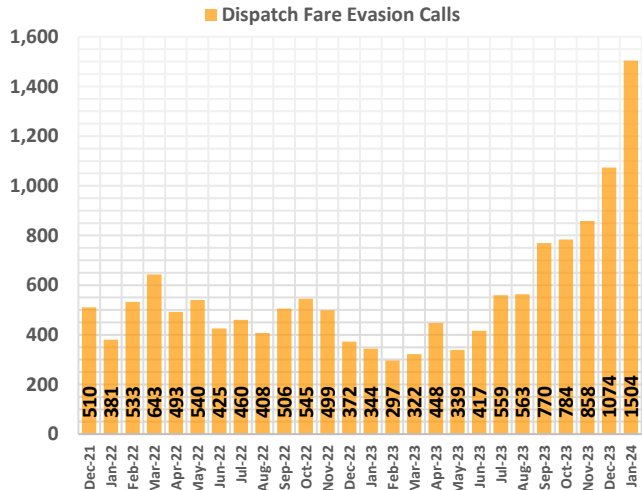
## ALL BOOKINGS & ARRESTS



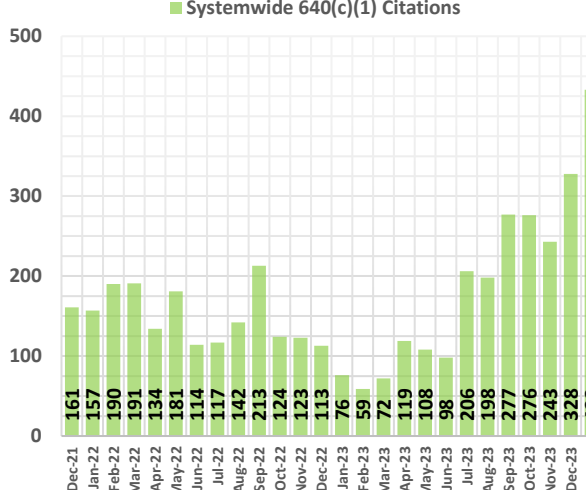
## PRIORITY TYPE 1 - 3 CALLS



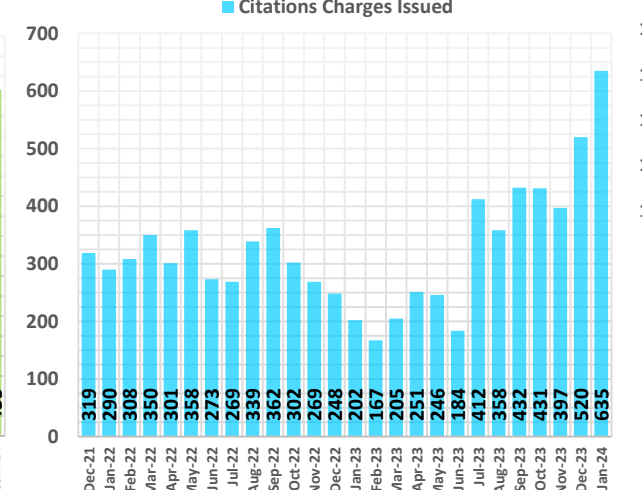
## FARE EVASION CAD CALLS



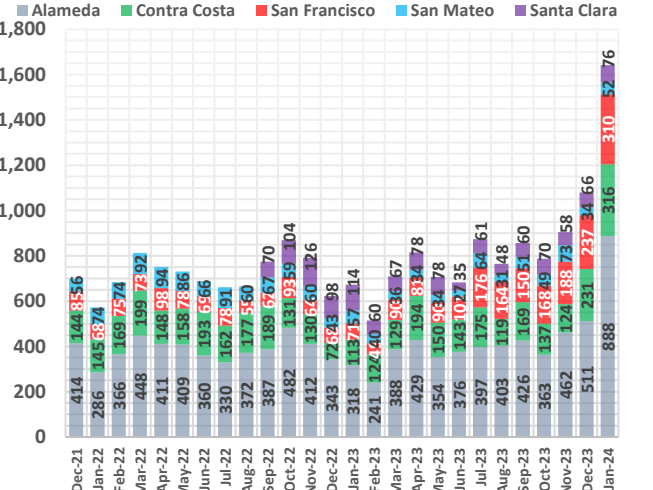
## FARE EVASION CITATIONS



## ALL CITATIONS



## FIELD INTERVIEWS



**Preface:** The data is retrieved from the BART Police Database and remains unaudited until corrections. Numbers may differ from the reported data in the Uniform Crime Reporting (UCR) program.

Late reporting, the reclassification or unfounding of crimes, may affect statistics. Infraction citations consist of all individual charges. Felony arrests, misdemeanor arrests and citations are based on each instance per individual



# Bay Area Rapid Transit Police Department

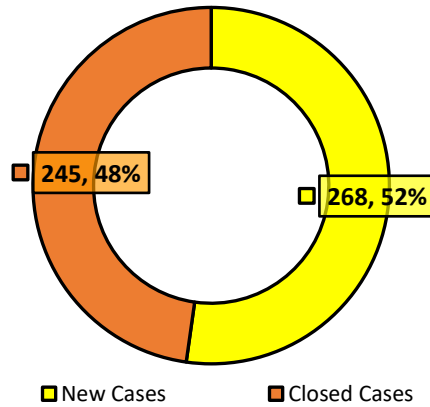
101 8th St, Oakland, CA, 94607 (510) 464-7000

[www.bart.gov/police](http://www.bart.gov/police)

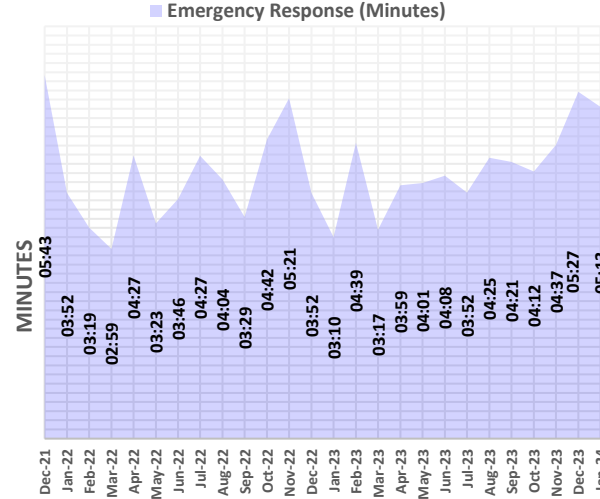
January 2024

Performance Measurement Review - **Systemwide**

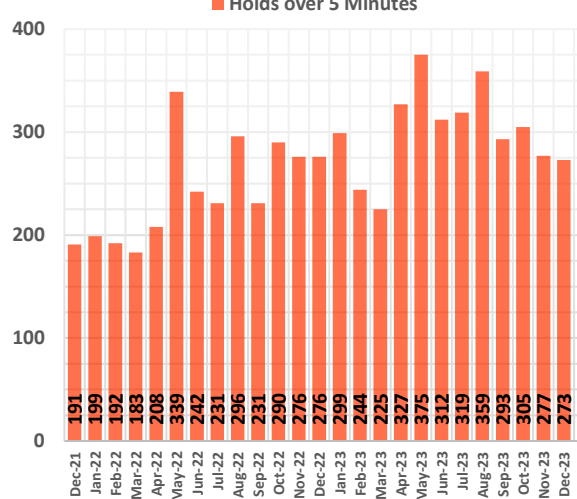
## INVESTIGATIVE ASSIGNMENTS



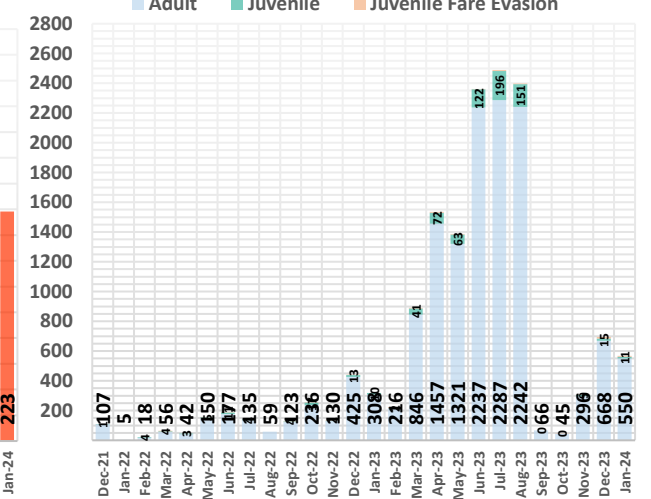
## RESPONSE TIME (PRIORITY 1)



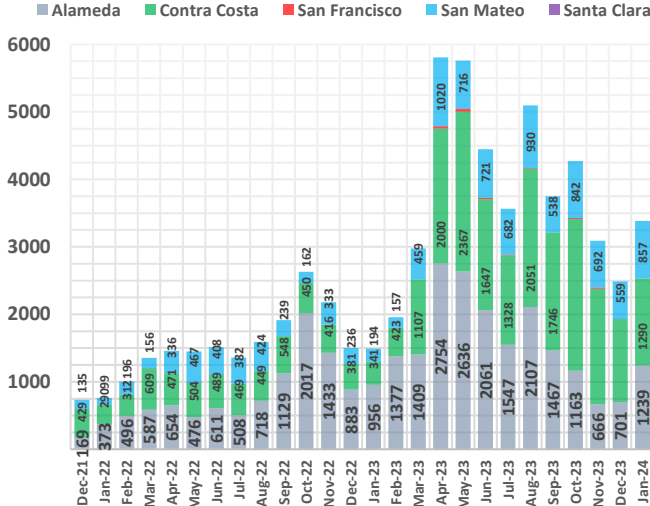
## POLICE TRAIN HOLDS



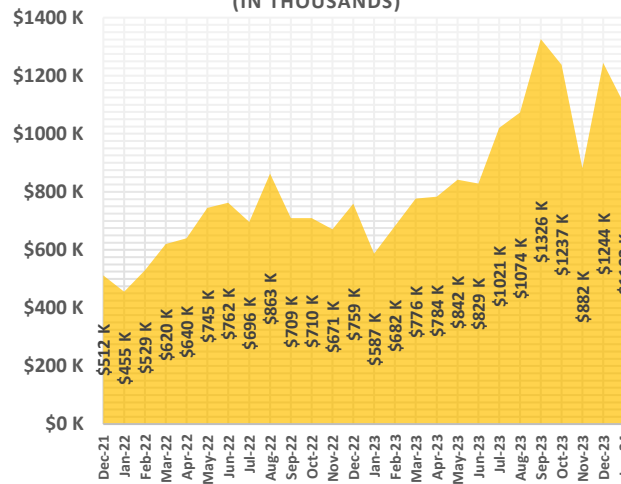
## PROOF OF PAYMENT CITATIONS



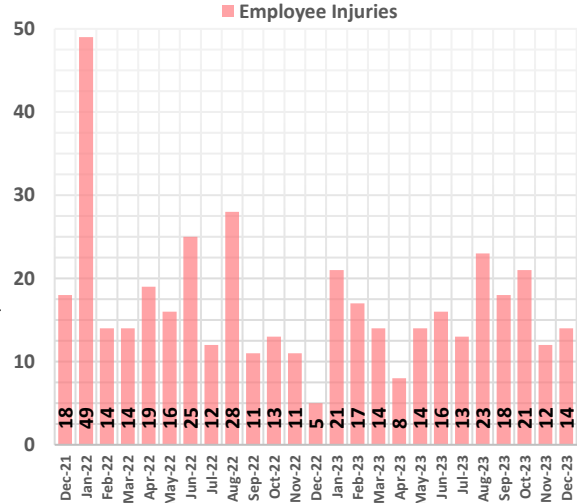
## PARKING CITATIONS



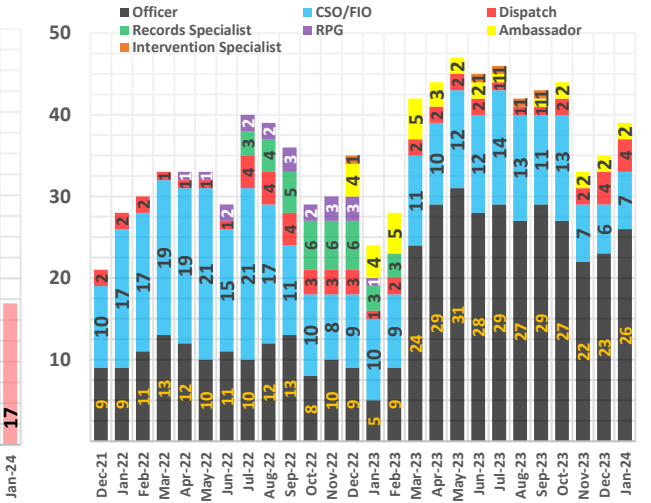
## OVERTIME UTILIZATION (IN THOUSANDS)



## EMPLOYEE INJURIES



## VACANCIES



**Preface:** The data is retrieved from the BART Police Database and remains unaudited until corrections. Numbers may differ from the reported data in the Uniform Crime Reporting (UCR) program.

Late reporting, the reclassification or unfounding of crimes, can affect crime statistics. Overtime costs are projected numbers. Information provided on the reports are subject to change.

† Beginning in March 2023, we are now reporting vacancies in Officer, Sr. Officer, and Master Officer, in the "Officer" category, providing a more accurate representation of vacancies.

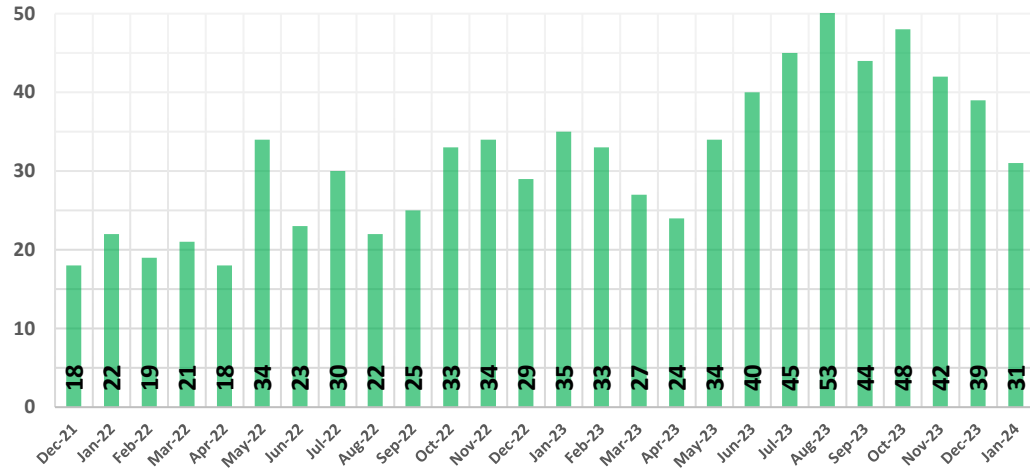


# Bay Area Rapid Transit Police Department

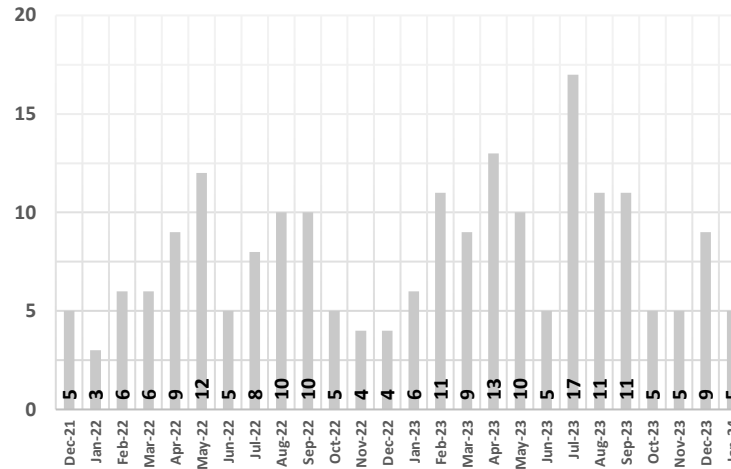
101 8th St, Oakland, CA, 94607 (510) 464-7000 [www.bart.gov/police](http://www.bart.gov/police)

January 2024 Performance Measurement Review - **Systemwide**

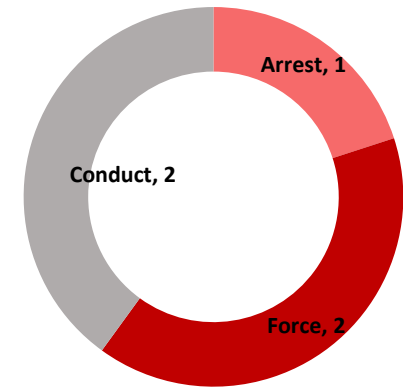
## AB716 - PROHIBITION ORDERS



## INTERNAL AFFAIRS COMPLAINTS

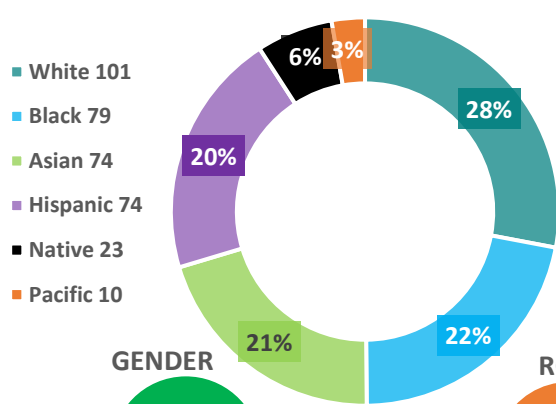


## IA COMPLAINTS RECEIVED<sup>1</sup>

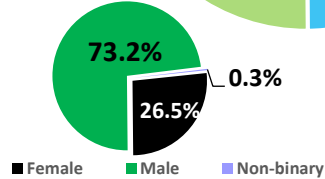


1: Each incident could contain more than one allegation. This chart reflects the most significant allegation per

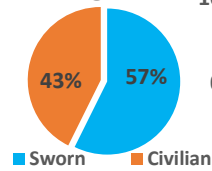
## DEPARTMENT ETHNIC DIVERSITY



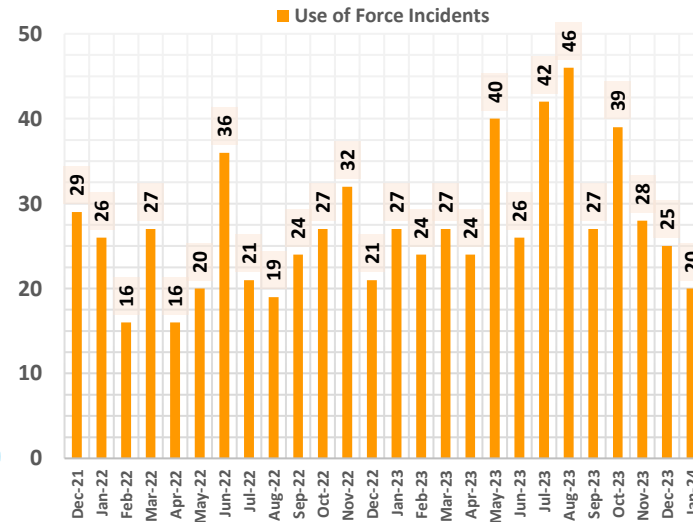
## GENDER



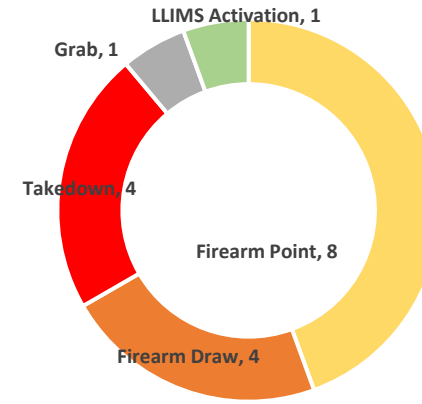
## ROLE



## USE OF FORCE INCIDENTS

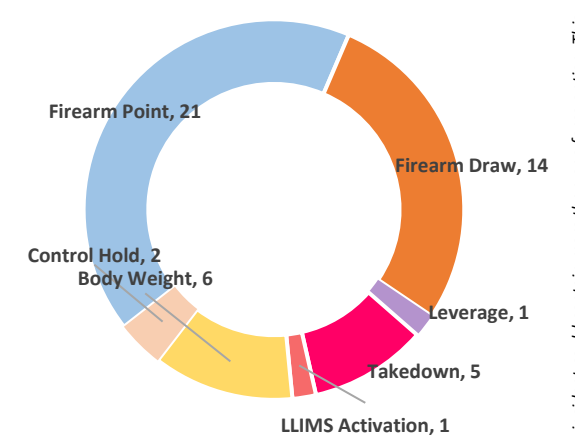


## INCIDENT FORCE OPTIONS USED<sup>2</sup>



2: Some incidents involved the use of multiple force options. If two officers involved in the same incident used the same force option, this data would reflect both officers. As an example, if two officers used control holds in the same incident, this data would reflect two separate control holds.

## TYPES OF FORCE USED<sup>3</sup>



3: Each incident could contain more than one force option. This chart reflects most significant force options used per incident.



# Bay Area Rapid Transit Police Department

101 8th St, Oakland, CA, 94607 (510) 464-7000 [www.bart.gov/police](http://www.bart.gov/police)

January 2024 Performance Measurement Review - **Systemwide**

| BART PD Uses of Force  |     |     |     |     |     |     |     |     |     |     |     |     |       |
|------------------------|-----|-----|-----|-----|-----|-----|-----|-----|-----|-----|-----|-----|-------|
| Use of Force Incidents | Jan | Feb | Mar | Apr | May | Jun | Jul | Aug | Sep | Oct | Nov | Dec | Total |
| 2024 CY                | 20  |     |     |     |     |     |     |     |     |     |     |     | 20    |
| 2023 CY                | 27  | 24  | 27  | 24  | 40  | 26  | 42  | 46  | 27  | 39  | 28  | 25  | 375   |
| 2022 CY                | 26  | 16  | 27  | 16  | 20  | 36  | 21  | 19  | 24  | 27  | 32  | 21  | 285   |
| 2021 CY                | 25  | 14  | 21  | 18  | 23  | 16  | 16  | 8   | 24  | 26  | 24  | 29  | 244   |
| 2024 YTD               | 20  |     |     |     |     |     |     |     |     |     |     |     |       |
| 2023 YTD               | 27  | 51  | 78  | 102 | 142 | 168 | 210 | 256 | 283 | 322 | 350 | 375 |       |
| 2022 YTD               | 26  | 42  | 69  | 85  | 105 | 141 | 162 | 181 | 205 | 232 | 264 | 285 |       |
| 2021 YTD               | 25  | 39  | 60  | 78  | 101 | 117 | 133 | 141 | 165 | 191 | 215 | 244 |       |

| BART PD Dispatch Communications Center |       |       |       |       |       |       |       |       |       |       |       |       |        |
|--|-------|-------|-------|-------|-------|-------|-------|-------|-------|-------|-------|-------|--------|
| Dispatch Center Calls                  | Jan   | Feb   | Mar   | Apr   | May   | Jun   | Jul   | Aug   | Sep   | Oct   | Nov   | Dec   | Total  |
| 2024 Calls for Service                 | 8,539 |       |       |       |       |       |       |       |       |       |       |       | 8,539  |
| 2024 Priority 1 Calls                  | 178   |       |       |       |       |       |       |       |       |       |       |       | 178    |
| 2024 Medical Emergencies               | 335   |       |       |       |       |       |       |       |       |       |       |       | 335    |
| 2024 Avg P1 Response Time              | 05:13 |       |       |       |       |       |       |       |       |       |       |       | 05:13  |
| 2023 Calls for Service                 | 7,012 | 6,003 | 7,236 | 7,279 | 7,076 | 6,467 | 6,831 | 7,197 | 6,695 | 6,755 | 6,465 | 6,601 | 81,617 |
| 2023 Priority 1 Calls                  | 194   | 160   | 194   | 180   | 217   | 187   | 233   | 221   | 175   | 213   | 199   | 189   | 2,362  |
| 2023 Medical Emergencies               | 412   | 344   | 398   | 378   | 357   | 338   | 352   | 293   | 310   | 316   | 303   | 325   | 4,126  |
| 2023 Avg P1 Response Time              | 03:10 | 04:39 | 03:17 | 03:59 | 04:01 | 04:08 | 03:52 | 04:25 | 04:21 | 04:12 | 04:37 | 05:27 | 04:11  |
| 2022 Calls for Service                 | 6,087 | 5,802 | 7,138 | 6,936 | 7,080 | 7,191 | 7,081 | 7,330 | 6,956 | 7,433 | 6,609 | 6,694 | 82,337 |
| 2022 Priority 1 Calls                  | 141   | 150   | 141   | 151   | 160   | 174   | 190   | 185   | 171   | 203   | 183   | 179   | 2,028  |
| 2022 Medical Emergencies               | 302   | 255   | 286   | 277   | 309   | 353   | 302   | 327   | 322   | 386   | 332   | 399   | 3,850  |
| 2022 Avg P1 Response Time              | 03:52 | 03:19 | 02:59 | 04:27 | 03:23 | 03:46 | 04:27 | 04:04 | 03:29 | 04:42 | 05:21 | 03:52 | 03:58  |
| 2019 Calls for Service                 | 7,523 | 7,785 | 7,829 | 7,698 | 7,449 | 6,676 | 6,746 | 7,182 | 6,770 | 7,138 | 6,301 | 7,643 | 86,740 |
| 2019 Priority 1 Calls                  | 203   | 181   | 202   | 204   | 202   | 213   | 205   | 199   | 222   | 205   | 192   | 192   | 2,420  |
| 2019 Medical Emergencies               | 361   | 310   | 370   | 321   | 396   | 360   | 318   | 323   | 339   | 329   | 329   | 381   | 4,137  |
| 2019 Avg P1 Response Time              | 05:16 | 05:10 | 04:49 | 04:40 | 03:52 | 06:17 | 04:38 | 06:45 | 05:34 | 05:30 | 04:57 | 03:47 | 05:06  |



# Bay Area Rapid Transit Police Department

101 8th St, Oakland, CA, 94607 (510) 464-7000 [www.bart.gov/police](http://www.bart.gov/police)

January 2024 Performance Measurement Review - **Systemwide**

| BART PD Enforcement Contacts |       |       |       |       |       |       |       |       |       |        |        |        |        |
|------------------------------|-------|-------|-------|-------|-------|-------|-------|-------|-------|--------|--------|--------|--------|
| Felony Arrests               | Jan   | Feb   | Mar   | Apr   | May   | Jun   | Jul   | Aug   | Sep   | Oct    | Nov    | Dec    | Total  |
| 2024 Felony Arrest           | 48    |       |       |       |       |       |       |       |       |        |        |        | 48     |
| 2023 Felony Arrest           | 36    | 42    | 42    | 38    | 60    | 53    | 78    | 69    | 70    | 84     | 98     | 56     | 726    |
| 2022 Felony Arrest           | 27    | 35    | 32    | 28    | 52    | 39    | 31    | 42    | 37    | 60     | 26     | 39     | 448    |
| 2021 Felony Arrest           | 20    | 18    | 30    | 19    | 25    | 22    | 28    | 19    | 30    | 34     | 42     | 37     | 324    |
| 2024 Felony Arrest YTD       | 48    |       |       |       |       |       |       |       |       |        |        |        |        |
| 2023 Felony Arrest YTD       | 36    | 78    | 120   | 158   | 218   | 271   | 349   | 418   | 488   | 572    | 670    | 726    |        |
| 2022 Felony Arrest YTD       | 27    | 62    | 94    | 122   | 174   | 213   | 244   | 286   | 323   | 383    | 409    | 448    |        |
| 2021 Felony Arrest YTD       | 20    | 38    | 68    | 87    | 112   | 134   | 162   | 181   | 211   | 245    | 287    | 324    |        |
| Misdemeanor Arrests          | Jan   | Feb   | Mar   | Apr   | May   | Jun   | Jul   | Aug   | Sep   | Oct    | Nov    | Dec    | Total  |
| 2024 Misd. Arrest            | 205   |       |       |       |       |       |       |       |       |        |        |        | 205    |
| 2023 Misd. Arrest            | 123   | 116   | 140   | 150   | 98    | 101   | 163   | 162   | 165   | 246    | 226    | 179    | 1,869  |
| 2022 Misd. Arrest            | 113   | 91    | 109   | 116   | 127   | 133   | 122   | 139   | 136   | 149    | 130    | 97     | 1,462  |
| 2021 Misd. Arrest            | 82    | 87    | 122   | 114   | 109   | 102   | 117   | 85    | 108   | 158    | 130    | 133    | 1,347  |
| 2024 Misd. Arrest YTD        | 205   |       |       |       |       |       |       |       |       |        |        |        |        |
| 2023 Misd. Arrest YTD        | 123   | 239   | 379   | 529   | 627   | 728   | 891   | 1,053 | 1,218 | 1,464  | 1,690  | 1,869  |        |
| 2022 Misd. Arrest YTD        | 113   | 204   | 313   | 429   | 556   | 689   | 811   | 950   | 1,086 | 1,235  | 1,365  | 1,462  |        |
| 2021 Misd. Arrest YTD        | 82    | 169   | 291   | 405   | 514   | 616   | 733   | 818   | 926   | 1,084  | 1,214  | 1,347  |        |
| Cite & Releases              | Jan   | Feb   | Mar   | Apr   | May   | Jun   | Jul   | Aug   | Sep   | Oct    | Nov    | Dec    | Total  |
| 2024 Cite & Release          | 49    |       |       |       |       |       |       |       |       |        |        |        | 49     |
| 2023 Cite & Release          | 62    | 53    | 83    | 90    | 72    | 46    | 102   | 89    | 91    | 81     | 70     | 99     | 938    |
| 2022 Cite & Release          | 75    | 63    | 70    | 86    | 81    | 88    | 71    | 89    | 74    | 84     | 75     | 55     | 911    |
| 2021 Cite & Release          | 52    | 68    | 81    | 71    | 67    | 68    | 70    | 56    | 62    | 86     | 86     | 73     | 840    |
| 2024 Cite & Release YTD      | 49    |       |       |       |       |       |       |       |       |        |        |        |        |
| 2023 Cite & Release YTD      | 62    | 115   | 198   | 288   | 360   | 406   | 508   | 597   | 688   | 769    | 839    | 938    |        |
| 2022 Cite & Release YTD      | 75    | 138   | 208   | 294   | 375   | 463   | 534   | 623   | 697   | 781    | 856    | 911    |        |
| 2021 Cite & Release YTD      | 52    | 120   | 201   | 272   | 339   | 407   | 477   | 533   | 595   | 681    | 767    | 840    |        |
| Field Interviews             | Jan   | Feb   | Mar   | Apr   | May   | Jun   | Jul   | Aug   | Sep   | Oct    | Nov    | Dec    | Total  |
| 2024 Field Interview         | 1,642 |       |       |       |       |       |       |       |       |        |        |        | 1,642  |
| 2023 Field Interview         | 673   | 514   | 710   | 810   | 696   | 682   | 873   | 765   | 856   | 787    | 905    | 1,079  | 9,350  |
| 2022 Field Interview         | 633   | 756   | 882   | 828   | 814   | 770   | 716   | 734   | 775   | 869    | 792    | 624    | 9,193  |
| 2021 Field Interview         | 809   | 659   | 781   | 767   | 746   | 681   | 811   | 695   | 943   | 1,017  | 876    | 765    | 9,550  |
| 2024 Field Interview YTD     | 1,642 |       |       |       |       |       |       |       |       |        |        |        |        |
| 2023 Field Interview YTD     | 673   | 1,187 | 1,897 | 2,707 | 3,403 | 4,085 | 4,958 | 5,723 | 6,579 | 7,366  | 8,271  | 9,350  |        |
| 2022 Field Interview YTD     | 633   | 1,389 | 2,271 | 3,099 | 3,913 | 4,683 | 5,399 | 6,133 | 6,908 | 7,777  | 8,569  | 9,193  |        |
| 2021 Field Interview YTD     | 809   | 1,468 | 2,249 | 3,016 | 3,762 | 4,443 | 5,254 | 5,949 | 6,892 | 7,909  | 8,785  | 9,550  |        |
| Combined Contacts            | Jan   | Feb   | Mar   | Apr   | May   | Jun   | Jul   | Aug   | Sep   | Oct    | Nov    | Dec    | Total  |
| 2024 Monthly Enf. Contacts   | 1,944 |       |       |       |       |       |       |       |       |        |        |        | 1,944  |
| 2023 Monthly Enf. Contacts   | 894   | 725   | 975   | 1,088 | 926   | 882   | 1,216 | 1,085 | 1,182 | 1,198  | 1,299  | 1,413  | 12,883 |
| 2022 Monthly Enf. Contacts   | 848   | 945   | 1,093 | 1,058 | 1,074 | 1,030 | 940   | 1,004 | 1,022 | 1,162  | 1,023  | 815    | 12,014 |
| 2021 Monthly Enf. Contacts   | 963   | 832   | 1,014 | 971   | 947   | 873   | 1,026 | 855   | 1,143 | 1,295  | 1,134  | 1,008  | 12,061 |
| 2024 Enf. Contacts YTD       | 1,944 |       |       |       |       |       |       |       |       |        |        |        |        |
| 2023 Enf. Contacts YTD       | 894   | 1,619 | 2,594 | 3,682 | 4,608 | 5,490 | 6,706 | 7,791 | 8,973 | 10,171 | 11,470 | 12,883 |        |
| 2022 Enf. Contacts YTD       | 848   | 1,793 | 2,886 | 3,944 | 5,018 | 6,048 | 6,988 | 7,992 | 9,014 | 10,176 | 11,199 | 12,014 |        |
| 2021 Enf. Contacts YTD       | 963   | 1,795 | 2,809 | 3,780 | 4,727 | 5,600 | 6,626 | 7,481 | 8,624 | 9,919  | 11,053 | 12,061 |        |



# Bay Area Rapid Transit Police Department

101 8th St, Oakland, CA, 94607 (510) 464-7000 [www.bart.gov/police](http://www.bart.gov/police)

January 2024 Performance Measurement Review - **Systemwide**

| BART PD Warrant Arrests  |     |     |     |     |       |       |       |       |       |       |       |       |       |
|--------------------------|-----|-----|-----|-----|-------|-------|-------|-------|-------|-------|-------|-------|-------|
| Warrant Arrests          | Jan | Feb | Mar | Apr | May   | Jun   | Jul   | Aug   | Sep   | Oct   | Nov   | Dec   | Total |
| 2024 BART Felony         | 2   |     |     |     |       |       |       |       |       |       |       |       | 2     |
| 2024 BART Misdemeanor    | 5   |     |     |     |       |       |       |       |       |       |       |       | 5     |
| 2024 Outside Felony      | 56  |     |     |     |       |       |       |       |       |       |       |       | 56    |
| 2024 Outside Misdemeanor | 121 |     |     |     |       |       |       |       |       |       |       |       | 121   |
| 2024 Monthly Total       | 184 |     |     |     |       |       |       |       |       |       |       |       | 184   |
| 2024 YTD Total           | 184 |     |     |     |       |       |       |       |       |       |       |       |       |
| 2023 BART Felony         | 2   | 4   | 0   | 1   | 2     | 2     | 1     | 1     | 2     | 0     | 2     | 2     | 19    |
| 2023 BART Misdemeanor    | 12  | 6   | 7   | 7   | 10    | 7     | 10    | 2     | 7     | 5     | 2     | 4     | 79    |
| 2023 Outside Felony      | 64  | 63  | 68  | 91  | 78    | 83    | 75    | 67    | 69    | 44    | 46    | 46    | 794   |
| 2023 Outside Misdemeanor | 143 | 110 | 152 | 123 | 109   | 152   | 71    | 64    | 103   | 65    | 79    | 78    | 1,249 |
| 2023 Monthly Total       | 221 | 183 | 227 | 222 | 199   | 244   | 157   | 134   | 181   | 114   | 129   | 130   | 2,141 |
| 2023 YTD Total           | 221 | 404 | 631 | 853 | 1,052 | 1,296 | 1,453 | 1,587 | 1,768 | 1,882 | 2,011 | 2,141 |       |
| 2022 BART Felony         | 2   | 1   | 3   | 6   | 1     | 0     | 1     | 0     | 1     | 2     | 2     | 1     | 20    |
| 2022 BART Misdemeanor    | 3   | 4   | 10  | 11  | 10    | 8     | 11    | 9     | 10    | 9     | 9     | 10    | 104   |
| 2022 Outside Felony      | 51  | 48  | 53  | 53  | 54    | 47    | 52    | 69    | 53    | 80    | 64    | 51    | 675   |
| 2022 Outside Misdemeanor | 61  | 83  | 93  | 135 | 120   | 112   | 108   | 123   | 124   | 166   | 136   | 118   | 1,379 |
| 2022 Monthly Total       | 117 | 136 | 159 | 205 | 185   | 167   | 172   | 201   | 188   | 257   | 211   | 180   | 2,178 |
| 2022 YTD Total           | 117 | 253 | 412 | 617 | 802   | 969   | 1,141 | 1,342 | 1,530 | 1,787 | 1,998 | 2,178 |       |
| 2021 BART Felony         | 2   | 2   | 0   | 2   | 4     | 4     | 8     | 2     | 6     | 0     | 2     | 4     | 36    |
| 2021 BART Misdemeanor    | 7   | 9   | 7   | 4   | 6     | 7     | 9     | 4     | 15    | 6     | 9     | 9     | 92    |
| 2021 Outside Felony      | 38  | 37  | 35  | 56  | 39    | 32    | 42    | 39    | 71    | 48    | 40    | 49    | 526   |
| 2021 Outside Misdemeanor | 56  | 45  | 36  | 46  | 65    | 70    | 76    | 61    | 121   | 108   | 82    | 103   | 869   |
| 2021 Monthly Total       | 103 | 93  | 78  | 108 | 114   | 113   | 135   | 106   | 213   | 162   | 133   | 165   | 1,523 |
| 2021 YTD Total           | 103 | 196 | 274 | 382 | 496   | 609   | 744   | 850   | 1,063 | 1,225 | 1,358 | 1,523 |       |





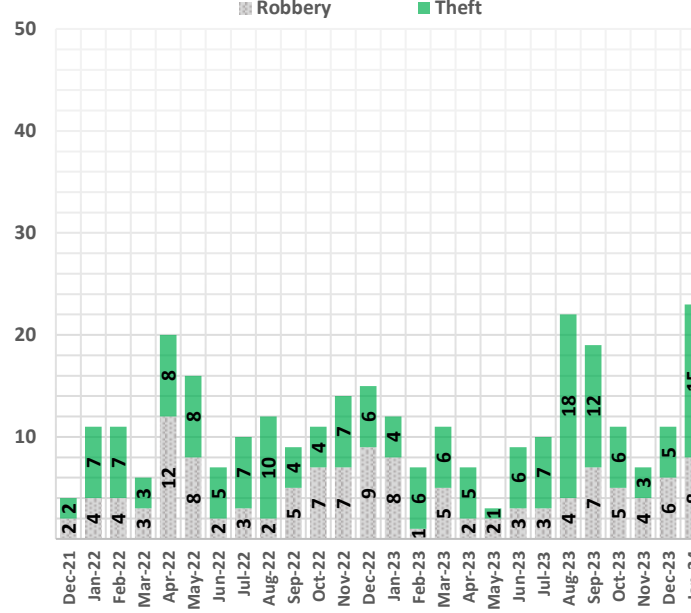
# Bay Area Rapid Transit Police Department

101 8th St, Oakland, CA, 94607 (510) 464-7000 [www.bart.gov/police](http://www.bart.gov/police)

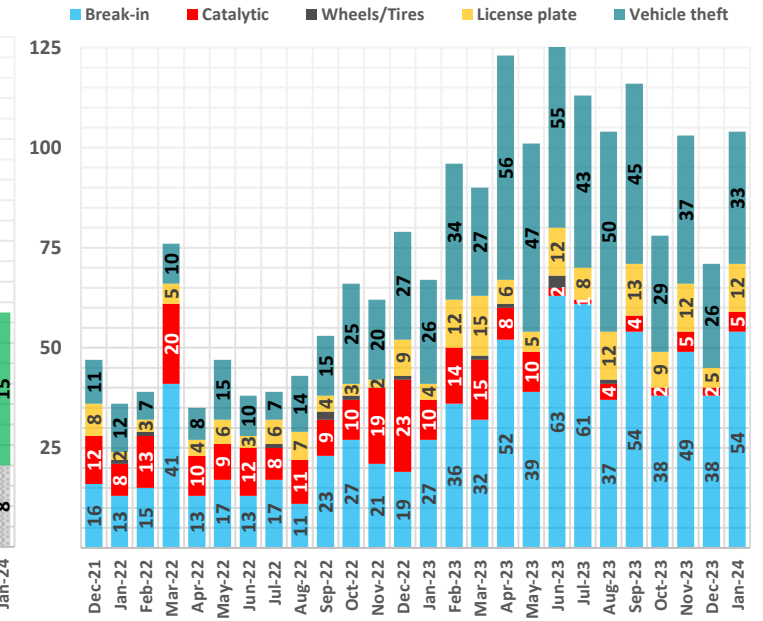
January 2024 Performance Measurement Review - Alameda County

| PART 1 UCR Crime               | 2019         | 2020       | 2021       | 2022       | 2023         | YTD 2023  | YTD 2024   | PCT %       |
|--------------------------------|--------------|------------|------------|------------|--------------|-----------|------------|-------------|
| Homicide                       | 1            | 0          | 0          | 1          | 1            | 0         | 0          | -%          |
| Rape                           | 2            | 3          | 2          | 3          | 3            | 0         | 0          | -%          |
| Robbery                        | 229          | 122        | 64         | 123        | 119          | 13        | 12         | -8%         |
| Aggravated Assault             | 52           | 54         | 34         | 63         | 84           | 5         | 5          | 0%          |
| <b>Violent Crime Subtotal</b>  | <b>284</b>   | <b>179</b> | <b>100</b> | <b>190</b> | <b>207</b>   | <b>18</b> | <b>17</b>  | <b>-6%</b>  |
| Burglary (Structural)          | 13           | 9          | 6          | 10         | 15           | 0         | 0          | -%          |
| Larceny & Auto Burglary        | 1,634        | 577        | 472        | 627        | 915          | 49        | 77         | +57%        |
| Auto Theft                     | 149          | 56         | 85         | 170        | 475          | 26        | 33         | +27%        |
| Arson                          | 5            | 2          | 2          | 2          | 3            | 0         | 0          | -%          |
| <b>Property Crime Subtotal</b> | <b>1,801</b> | <b>644</b> | <b>565</b> | <b>809</b> | <b>1,408</b> | <b>75</b> | <b>110</b> | <b>+47%</b> |
| <b>TOTAL</b>                   | <b>2,085</b> | <b>823</b> | <b>665</b> | <b>999</b> | <b>1,615</b> | <b>93</b> | <b>127</b> | <b>+37%</b> |

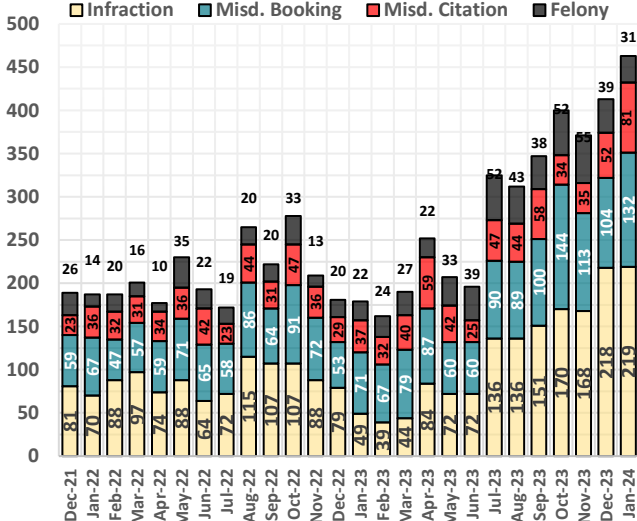
## ALAMEDA ELECTRONIC CRIME



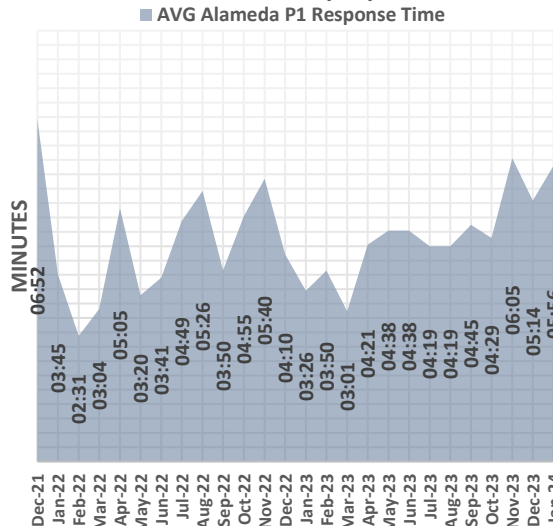
## ALAMEDA VEHICLE CRIME



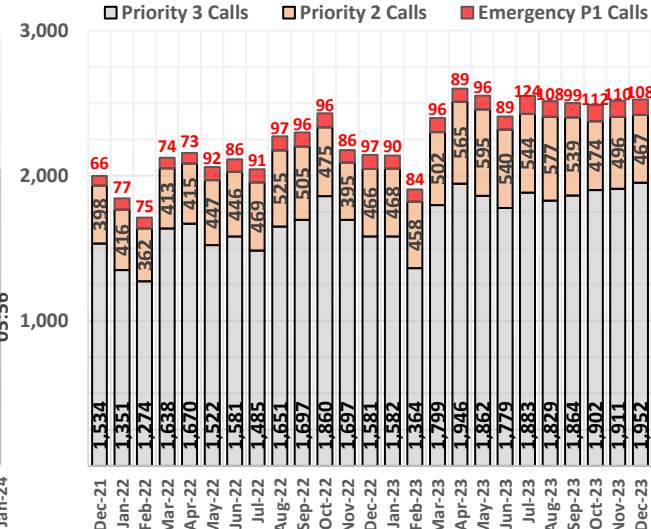
## ALAMEDA ARRESTS & CITATIONS



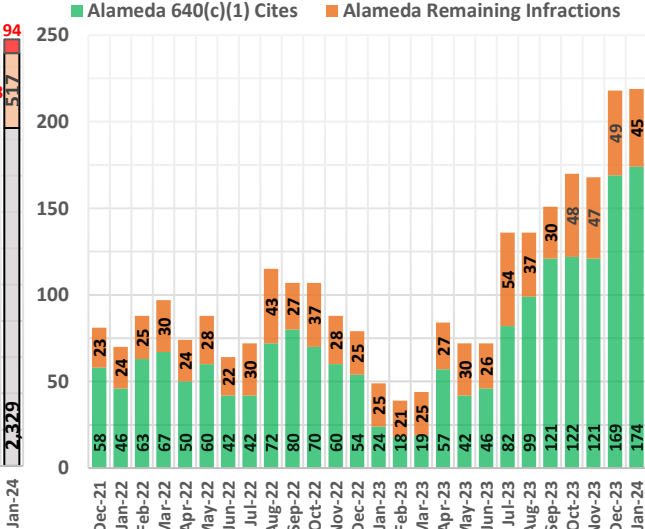
## RESPONSE TIME (P1) AVG



## ALAMEDA PRIORITY 1 - 3 CALLS



## ALAMEDA FARE EVASION



**Preface:** The data is retrieved from the BART Police Database and remains unaudited until corrections. Numbers may differ from the reported data in the Uniform Crime Reporting (UCR) program.

Late reporting, the reclassification or unfounding of crimes, may affect statistics. Infraction citations consist of all individual charges. Felony arrests, misdemeanor arrests and citations are based on each instance per individual



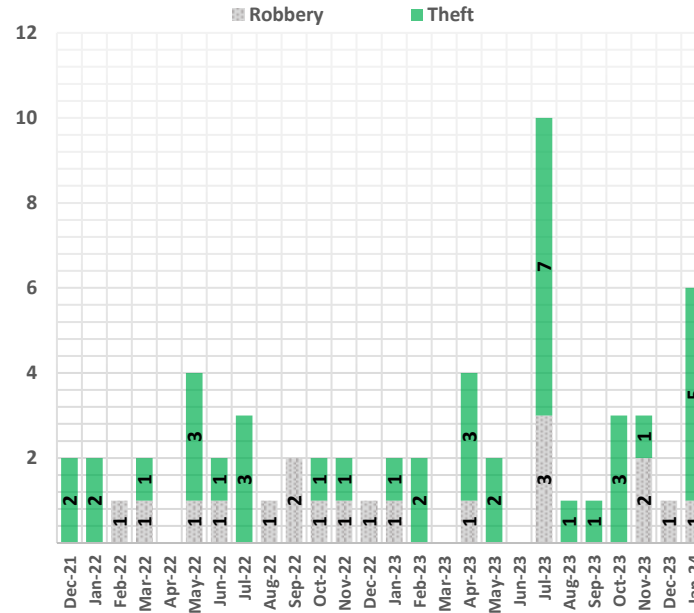
# Bay Area Rapid Transit Police Department

101 8th St, Oakland, CA, 94607 (510) 464-7000 [www.bart.gov/police](http://www.bart.gov/police)

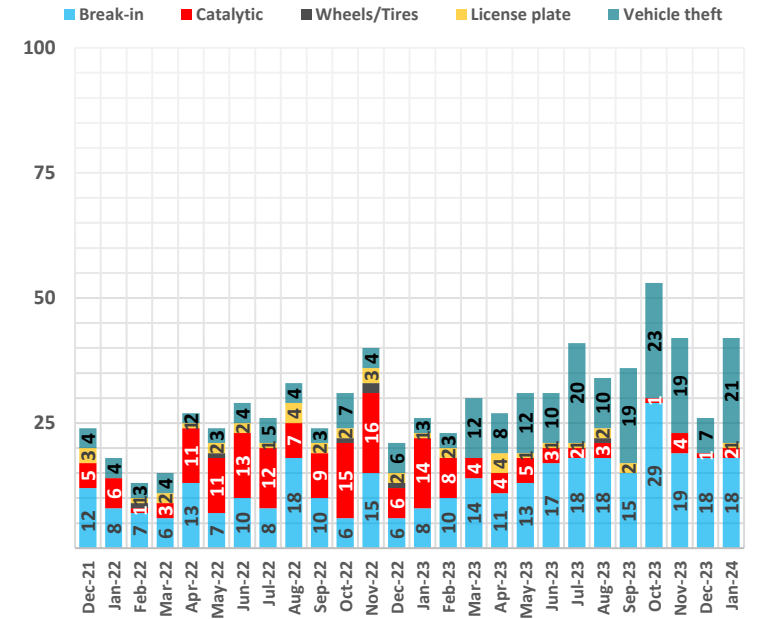
January 2024 Performance Measurement Review - Contra Costa County

| PART 1 UCR Crime               | 2019       | 2020       | 2021       | 2022       | 2023       | YTD 2023  | YTD 2024  | PCT %       |
|--------------------------------|------------|------------|------------|------------|------------|-----------|-----------|-------------|
| Homicide                       | 0          | 0          | 0          | 0          | 0          | 0         | 0         | -%          |
| Rape                           | 4          | 0          | 4          | 4          | 4          | 0         | 0         | -%          |
| Robbery                        | 34         | 23         | 19         | 23         | 18         | 3         | 2         | -33%        |
| Aggravated Assault             | 23         | 17         | 19         | 21         | 23         | 3         | 2         | -33%        |
| <b>Violent Crime Subtotal</b>  | <b>61</b>  | <b>40</b>  | <b>42</b>  | <b>48</b>  | <b>45</b>  | <b>6</b>  | <b>4</b>  | <b>-33%</b> |
| Burglary (Structural)          | 2          | 1          | 1          | 4          | 7          | 0         | 0         | -%          |
| Larceny & Auto Burglary        | 592        | 202        | 226        | 328        | 322        | 26        | 22        | -15%        |
| Auto Theft                     | 81         | 40         | 46         | 49         | 146        | 3         | 21        | +600%       |
| Arson                          | 0          | 0          | 0          | 5          | 1          | 0         | 0         | -%          |
| <b>Property Crime Subtotal</b> | <b>675</b> | <b>243</b> | <b>273</b> | <b>386</b> | <b>476</b> | <b>29</b> | <b>43</b> | <b>+48%</b> |
| <b>TOTAL</b>                   | <b>736</b> | <b>283</b> | <b>315</b> | <b>434</b> | <b>521</b> | <b>35</b> | <b>47</b> | <b>+34%</b> |

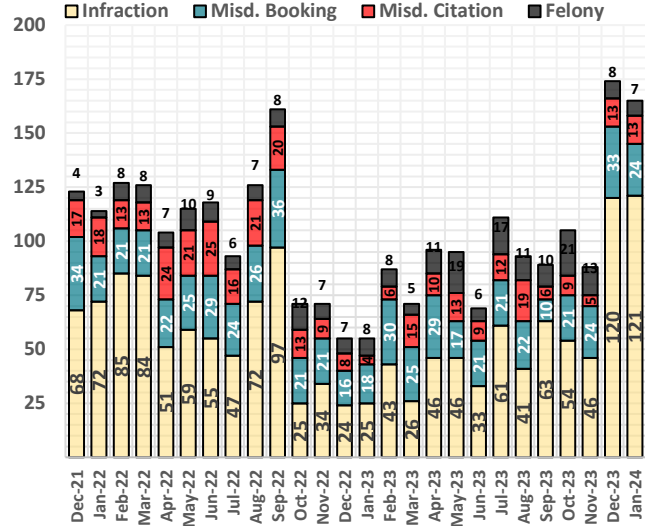
## CONTRA COSTA ELECTRONIC THEFT



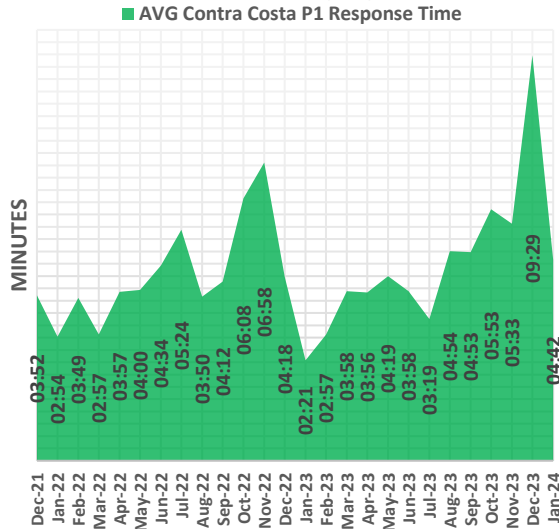
## CONTRA COSTA VEHICLE CRIME



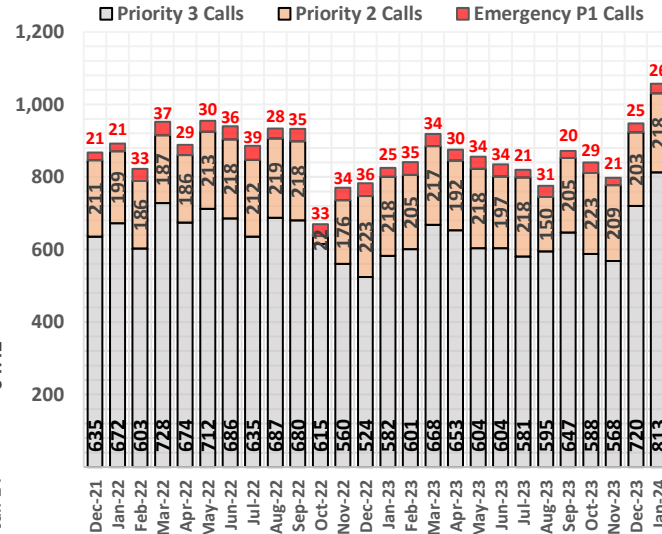
## COCO ARRESTS & CITATIONS



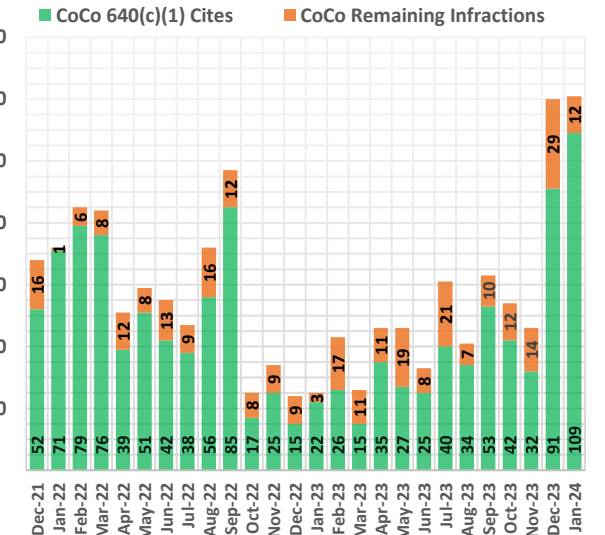
## RESPONSE TIME (P1) AVG



## COCO PRIORITY 1 - 3 CALLS



## COCO FARE EVASION



**Preface:** The data is retrieved from the BART Police Database and remains unaudited until corrections. Numbers may differ from the reported data in the Uniform Crime Reporting (UCR) program.

Late reporting, the reclassification or unfounding of crimes, may affect statistics. Infraction citations consist of all individual charges. Felony arrests, misdemeanor arrests and citations are based on each instance per individual.



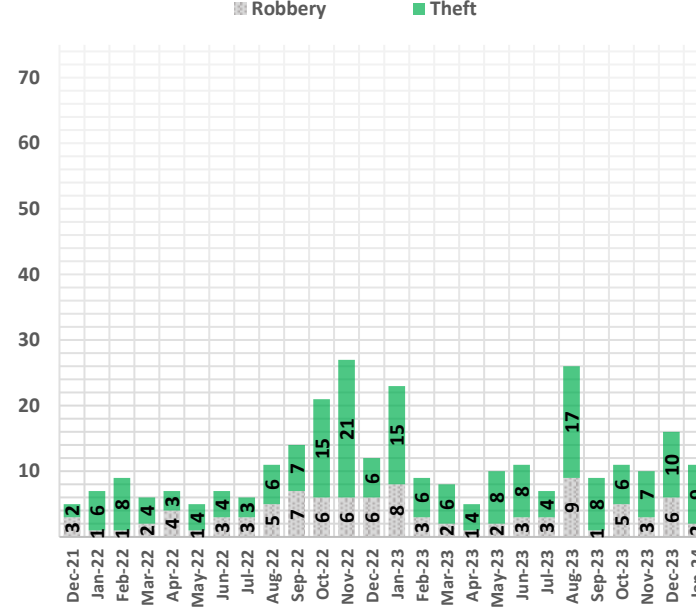
# Bay Area Rapid Transit Police Department

101 8th St, Oakland, CA, 94607 (510) 464-7000 [www.bart.gov/police](http://www.bart.gov/police)

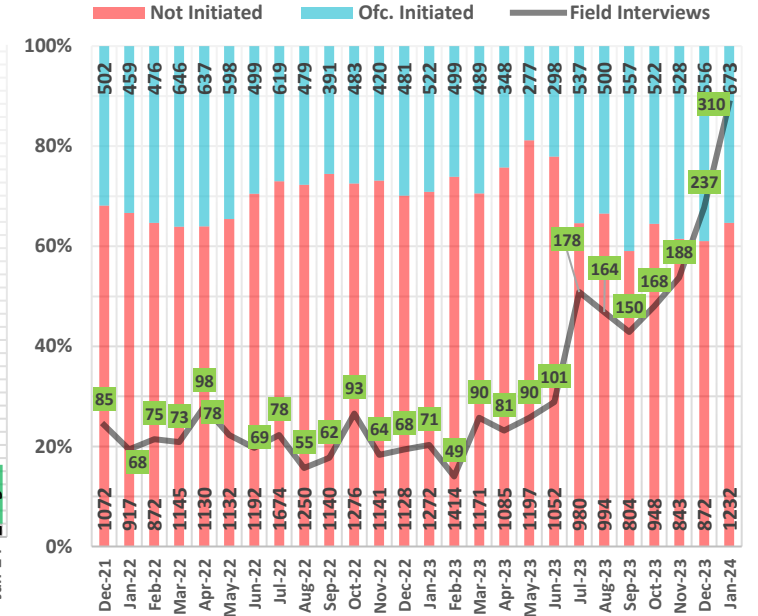
January 2024 Performance Measurement Review - San Francisco County

| PART 1 UCR Crime               | 2019       | 2020       | 2021       | 2022       | 2023       | YTD 2023  | YTD 2024  | PCT %       |
|--------------------------------|------------|------------|------------|------------|------------|-----------|-----------|-------------|
| Homicide                       | 0          | 0          | 0          | 3          | 0          | 0         | 0         | -%          |
| Rape                           | 0          | 4          | 1          | 0          | 0          | 0         | 0         | -%          |
| Robbery                        | 104        | 101        | 47         | 66         | 82         | 10        | 4         | -60%        |
| Aggravated Assault             | 28         | 19         | 16         | 21         | 40         | 2         | 2         | 0%          |
| <b>Violent Crime Subtotal</b>  | <b>132</b> | <b>124</b> | <b>64</b>  | <b>90</b>  | <b>122</b> | <b>12</b> | <b>6</b>  | <b>-50%</b> |
| Burglary (Structural)          | 4          | 1          | 3          | 6          | 2          | 1         | 0         | -100%       |
| Larceny & Auto Burglary        | 619        | 200        | 103        | 110        | 147        | 17        | 15        | -12%        |
| Auto Theft                     | 1          | 0          | 0          | 0          | 2          | 0         | 1         | -%          |
| Arson                          | 0          | 1          | 2          | 1          | 0          | 0         | 0         | -%          |
| <b>Property Crime Subtotal</b> | <b>624</b> | <b>202</b> | <b>108</b> | <b>117</b> | <b>151</b> | <b>18</b> | <b>16</b> | <b>-11%</b> |
| <b>TOTAL</b>                   | <b>756</b> | <b>326</b> | <b>172</b> | <b>207</b> | <b>273</b> | <b>30</b> | <b>22</b> | <b>-27%</b> |

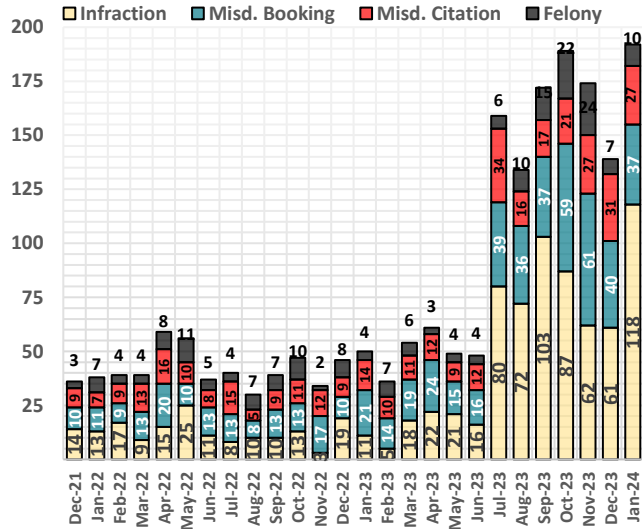
## SAN FRANCISCO ELECTRONIC CRIMES



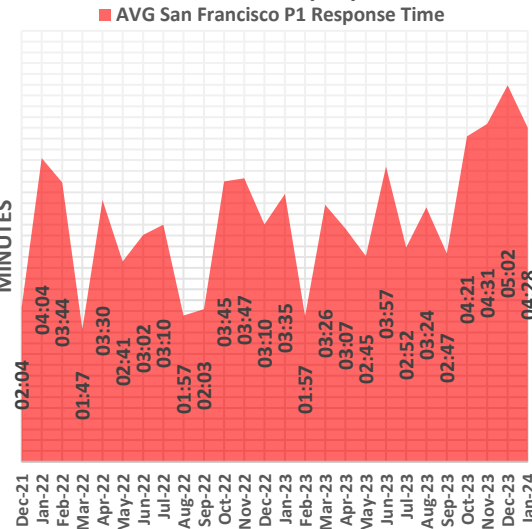
## SF OFFICER-INITIATED INCIDENTS



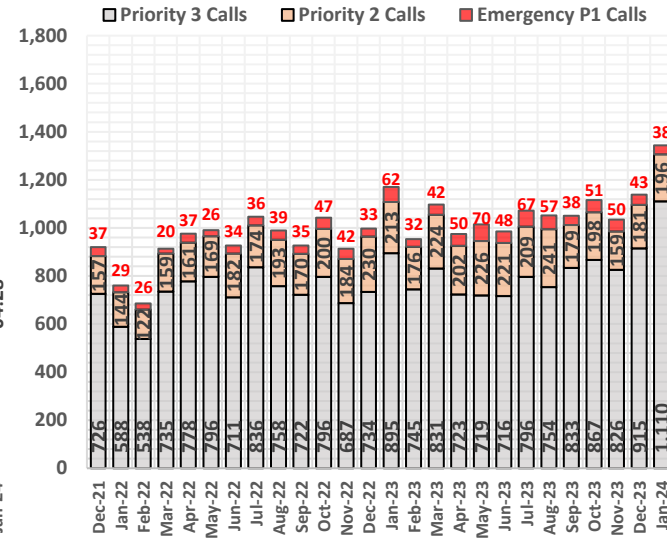
## SF ARRESTS & CITATIONS



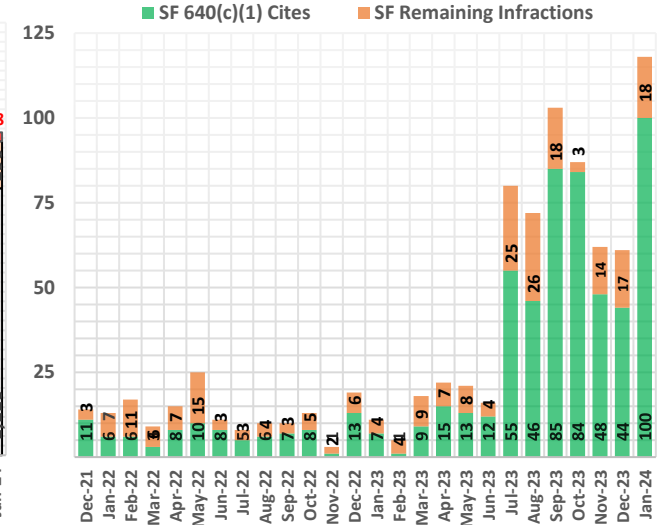
## RESPONSE TIME (P1) AVG



## SF PRIORITY 1 - 3 CALLS



## SAN FRANCISCO FARE EVASION



**Preface:** The data is retrieved from the BART Police Database and remains unaudited until corrections. Numbers may differ from the reported data in the Uniform Crime Reporting (UCR) program.

Late reporting, the reclassification or unfounding of crimes, may affect statistics. Infraction citations consist of all individual charges. Felony arrests, misdemeanor arrests and citations are based on each instance per individual.



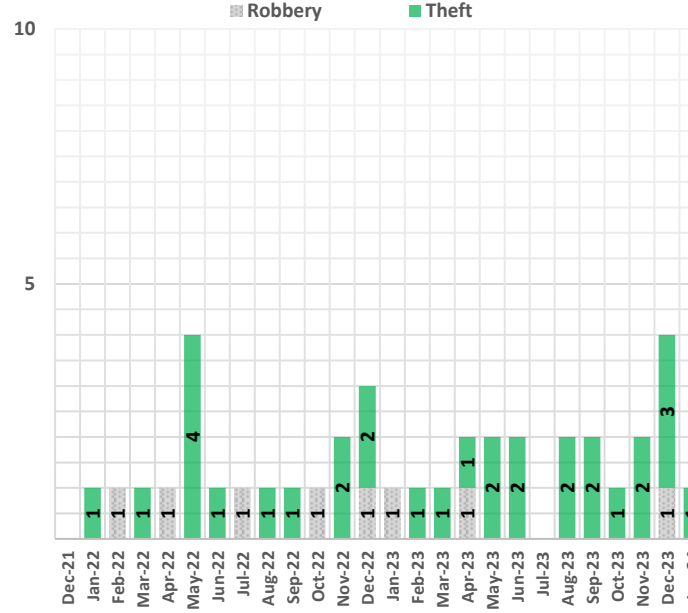
# Bay Area Rapid Transit Police Department

101 8th St, Oakland, CA, 94607 (510) 464-7000 [www.bart.gov/police](http://www.bart.gov/police)

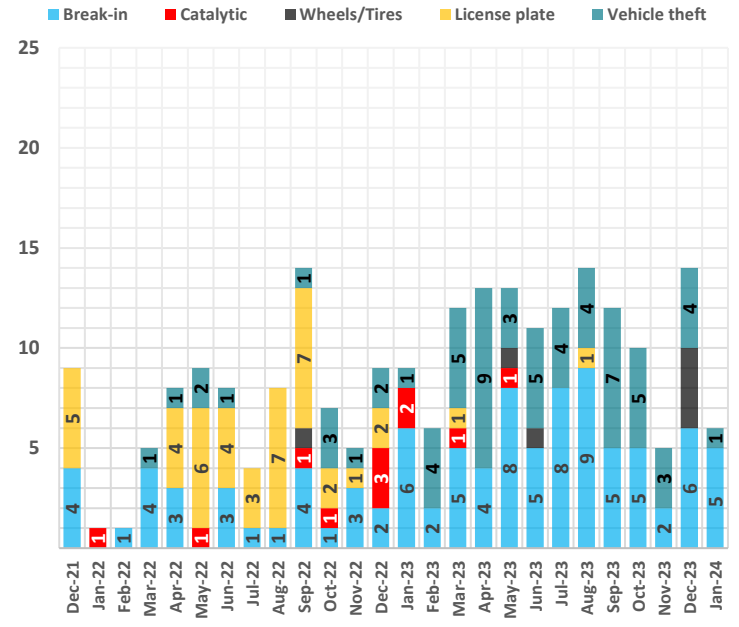
January 2024 Performance Measurement Review - San Mateo County

| PART 1 UCR Crime               | 2019       | 2020      | 2021      | 2022       | 2023       | YTD 2023  | YTD 2024  | PCT %       |
|--------------------------------|------------|-----------|-----------|------------|------------|-----------|-----------|-------------|
| Homicide                       | 0          | 0         | 0         | 0          | 0          | 0         | 0         | -%          |
| Rape                           | 1          | 1         | 1         | 0          | 0          | 0         | 0         | -%          |
| Robbery                        | 13         | 6         | 10        | 14         | 13         | 1         | 1         | 0%          |
| Aggravated Assault             | 8          | 4         | 2         | 3          | 9          | 2         | 1         | -50%        |
| <b>Violent Crime Subtotal</b>  | <b>22</b>  | <b>11</b> | <b>13</b> | <b>17</b>  | <b>22</b>  | <b>3</b>  | <b>2</b>  | <b>-33%</b> |
| Burglary (Structural)          | 0          | 1         | 1         | 1          | 0          | 0         | 0         | -%          |
| Larceny & Auto Burglary        | 332        | 75        | 81        | 87         | 101        | 11        | 8         | -27%        |
| Auto Theft                     | 13         | 4         | 3         | 12         | 54         | 1         | 1         | 0%          |
| Arson                          | 0          | 1         | 1         | 1          | 0          | 0         | 0         | -%          |
| <b>Property Crime Subtotal</b> | <b>345</b> | <b>81</b> | <b>86</b> | <b>101</b> | <b>155</b> | <b>12</b> | <b>9</b>  | <b>-25%</b> |
| <b>TOTAL</b>                   | <b>367</b> | <b>92</b> | <b>99</b> | <b>99</b>  | <b>177</b> | <b>15</b> | <b>11</b> | <b>-27%</b> |

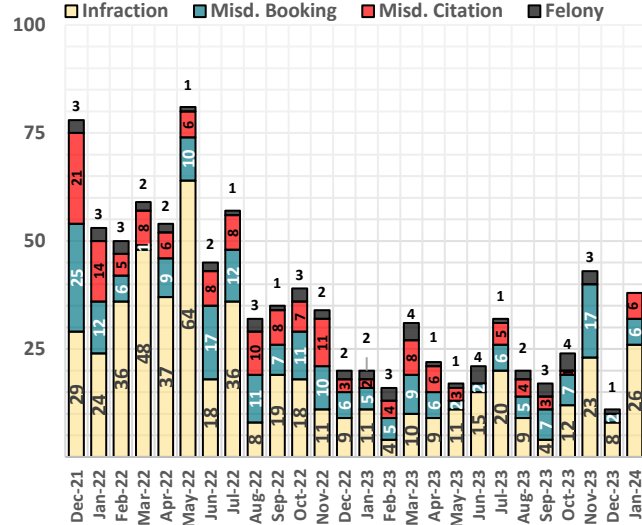
## SAN MATEO ELECTRONIC CRIME



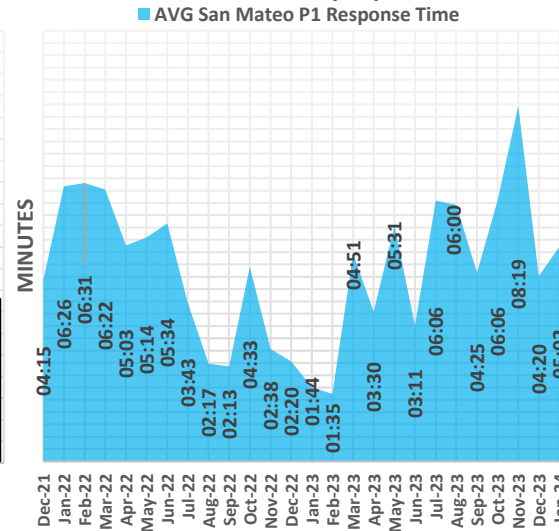
## SAN MATEO VEHICLE CRIME



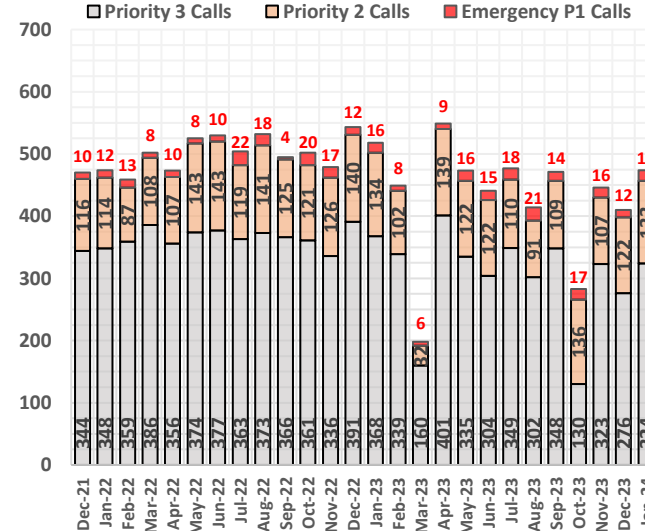
## SMC ARRESTS & CITATIONS



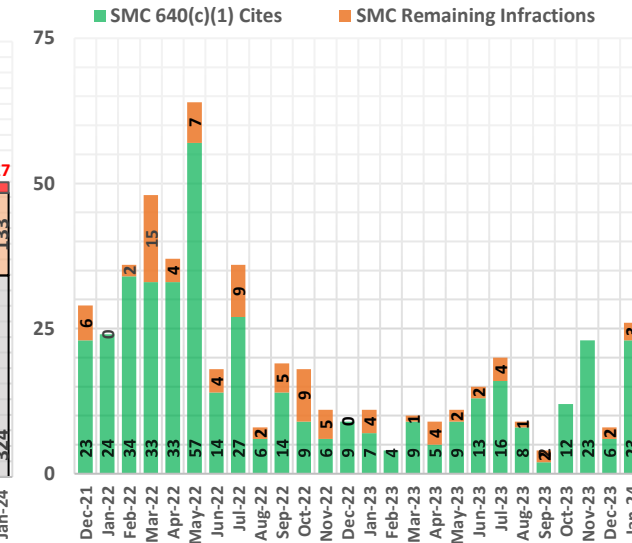
## RESPONSE TIME (P1) AVG



## SMC PRIORITY 1 - 3 CALLS



## SMC FARE EVASION



**Preface:** The data is retrieved from the BART Police Database and remains unaudited until corrections. Numbers may differ from the reported data in the Uniform Crime Reporting (UCR) program.

Late reporting, the reclassification or unfounding of crimes, may affect statistics. Infraction citations consist of all individual charges. Felony arrests, misdemeanor arrests and citations are based on each instance per individual.



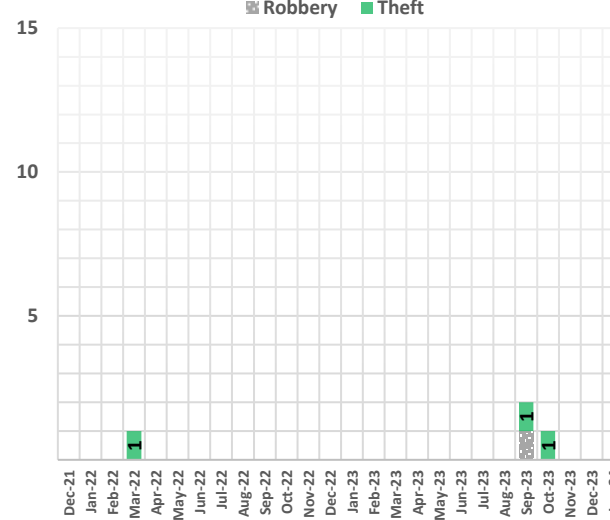
# Bay Area Rapid Transit Police Department

101 8th St, Oakland, CA, 94607 (510) 464-7000 [www.bart.gov/police](http://www.bart.gov/police)

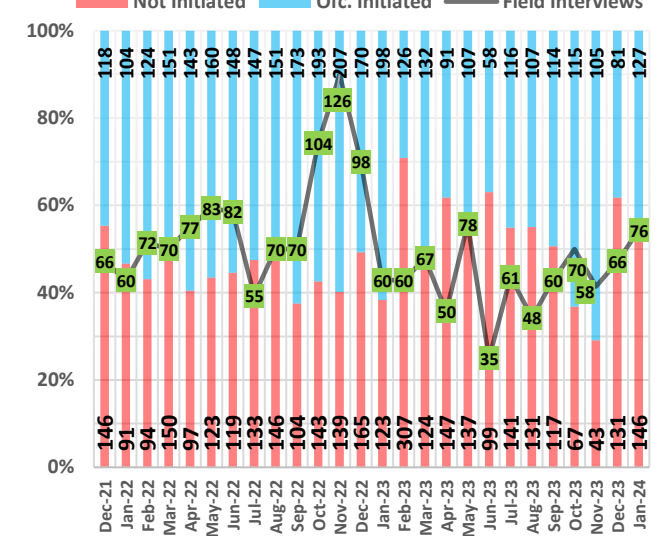
January 2024 Performance Measurement Review - Santa Clara County

| PART 1 UCR Crime               | 2019     | 2020     | 2021     | 2022     | 2023      | YTD 2023 | YTD 2024 | PCT %     |
|--------------------------------|----------|----------|----------|----------|-----------|----------|----------|-----------|
| Homicide                       | -        | -        | 0        | 0        | 0         | 0        | 0        | -%        |
| Rape                           | -        | -        | 0        | 0        | 0         | 0        | 0        | -%        |
| Robbery                        | -        | -        | 2        | 0        | 2         | 0        | 0        | -%        |
| Aggravated Assault             | -        | 1        | 0        | 2        | 0         | 0        | 0        | -%        |
| <b>Violent Crime Subtotal</b>  | <b>0</b> | <b>1</b> | <b>2</b> | <b>2</b> | <b>2</b>  | <b>0</b> | <b>0</b> | <b>-%</b> |
| Burglary (Structural)          | -        | -        | 0        | 0        | 0         | 0        | 0        | -%        |
| Larceny & Auto Burglary        | -        | 1        | 0        | 0        | 7         | 0        | 0        | -%        |
| Auto Theft                     | -        | -        | 0        | 0        | 1         | 0        | 0        | -%        |
| Arson                          | -        | -        | 0        | 0        | 0         | 0        | 0        | -%        |
| <b>Property Crime Subtotal</b> | <b>0</b> | <b>1</b> | <b>0</b> | <b>0</b> | <b>8</b>  | <b>0</b> | <b>0</b> | <b>-%</b> |
| <b>TOTAL</b>                   | <b>0</b> | <b>2</b> | <b>2</b> | <b>2</b> | <b>10</b> | <b>0</b> | <b>0</b> | <b>-%</b> |

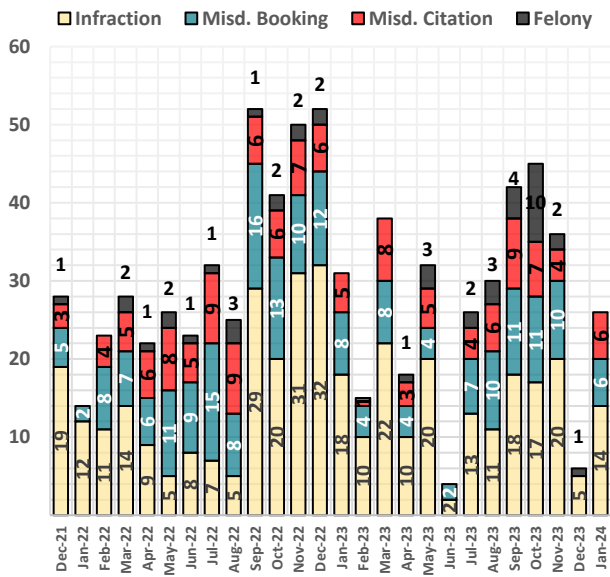
## SANTA CLARA ELECTRONIC CRIME



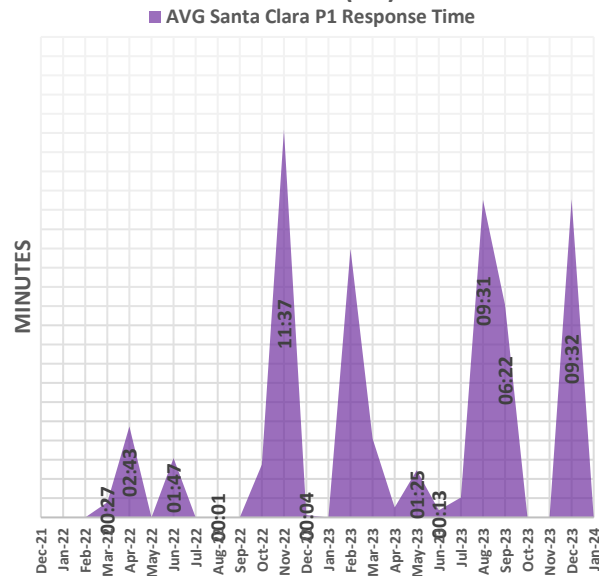
## SCC OFFICER-INITIATED INCIDENTS



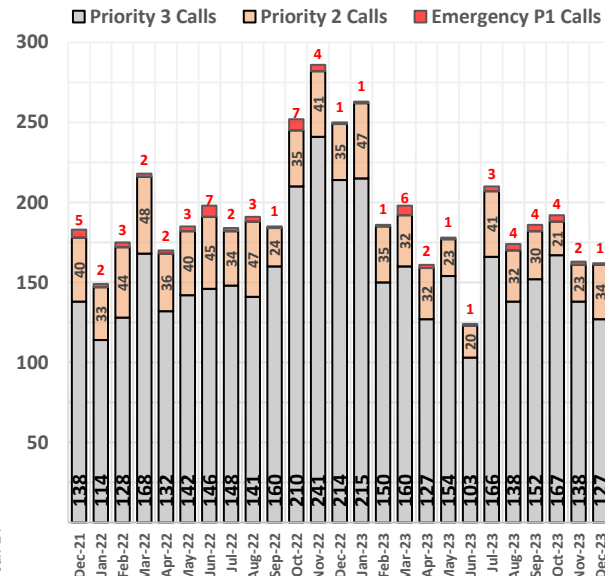
## SCC ARRESTS & CITATIONS



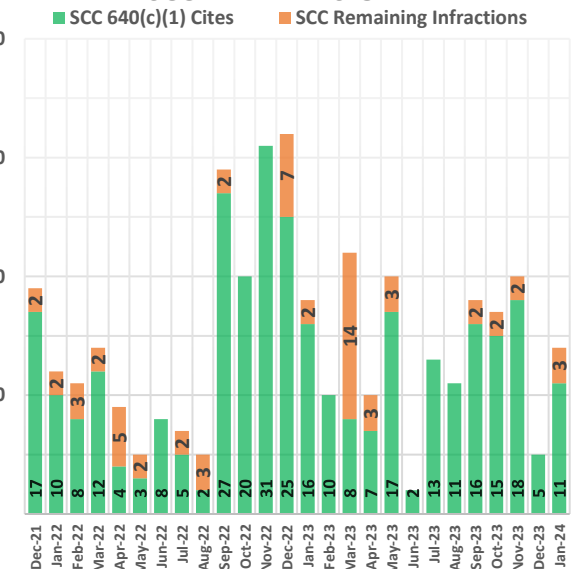
## RESPONSE TIME (P1) AVG



## SCC PRIORITY 1 - 3 CALLS



## SCC FARE EVASION



**Preface:** The data is retrieved from the BART Police Database and remains unaudited until corrections. Numbers may differ from the reported data in the Uniform Crime Reporting (UCR) program.

Late reporting, the reclassification or unfounding of crimes, may affect statistics. Infraction citations consist of all individual charges. Felony arrests, misdemeanor arrests and citations are based on each instance per individual.

## **Internal Affairs Division Acronyms**

Admin: Administrative

OIPA Investigation: Office of the Independent Police Auditor is conducting the investigation

S.R.: Supervisor Referral

Tolled: Internal Affairs Investigation is on hold (paused)

## **Allegation Types**

Arrest or Detention

BBP: Bias Based

Policing

CUBO: Conduct Unbecoming an Officer

Courtesy

Force

POD: Performance of Duty

Policy Complaint

Policy/Procedure

Racial Animus

Reporting

Misconduct Search

or Seizure Service

Review Supervision

Truthfulness

Workplace Discrimination/Harassment

**BART Police Department - Office of Internal Affairs**

**Investigation Log**

| IA#:       | DATE OCC'D | DATE REC'D | ALLEGATION   | MISC                             | INVESTIGATOR | STATUS      | 5 Month Date | Due Date  |
|------------|------------|------------|--|----------------------------------|--------------|-------------|--------------|-----------|
| IA2018-060 | 7/22/2018  | 7/23/2018  | Service Review   |                                  | Lt. Salas    | Tolled      | 12/23/2018   |           |
| IA2020-017 | 2/15/2020  | 2/15/2020  | Force  |                                  | Sgt. Vuong   | In Progress | 7/16/2020    | 2/15/2020 |
| IA2022-087 | 11/2/2022  | 11/3/2022  | CUBO   |                                  | Sgt. Vuong   | In Progress | 4/10/2023    | 11/3/2023 |
| IA2022-093 | 12/6/2022  | 12/6/2022  | Force, CUBO, Arrest  |                                  | Sgt. Turner  | In Progress | 5/7/2023     | 12/6/2023 |
| IA2023-001 | 1/2/2023   | 1/3/2023   | CUBO   |                                  | Sgt. Turner  | In Progress | 6/7/2023     | 1/3/2024  |
| IA2023-005 | 1/28/2023  | 1/30/2023  | Courtesy   |                                  | Sgt. Vuong   | In Progress | 6/1/2023     | 1/30/2024 |
| IA2023-009 | 2/7/2023   | 2/8/2023   | BWC<br>CUBO<br>Policy/Procedure                                  |                                  | Sgt. Vuong   | In Progress | 7/9/2023     | 2/8/2024  |
| IA2023-018 | 2/27/2023  | 2/27/2023  | Force,<br>Policy/Procedure                                       |                                  | Sgt. Vuong   | In Progress | 7/29/2023    | 2/27/2024 |
| IA2023-019 | 1/28/2023  | 3/8/2023   | Arrest/Detention,<br>Search/Seizure                              |                                  | Sgt. Turner  | In Progress | 8/7/2023     | 3/8/2024  |
| IA2023-021 | 3/14/2023  | 3/15/2023  | Service Review   | OIPA<br>deferred to<br>IA #23-06 | Sgt. Vuong   | In Progress | 8/14/2023    | 3/15/2024 |
| IA2023-022 | 2/27/2022  | 3/14/2023  | Arrest/Detention,<br>Force, BBP, BWC,<br>Search/Seizure,<br>CUBO | OIPA<br>deferred to<br>IA #23-05 | Sgt. Turner  | In Progress | 8/13/2023    | 8/14/2024 |
| IA2023-023 | 3/21/2023  | 3/21/2023  | POD, BBP   |                                  | Sgt. Vuong   | In Progress | 8/20/2023    | 8/21/2024 |
| IA2023-025 | 3/25/2023  | 3/25/2023  | CUBO, POD,<br>Policy/Procedure                                   |                                  | Sgt. Turner  | In Progress | 8/24/2023    | 8/25/2024 |
| IA2023-026 | 3/25/2023  | 3/27/2023  | POD, BBP   |                                  | Sgt. Vuong   | In Progress | 8/26/2023    | 8/27/2024 |
| IA2023-028 | 3/29/2023  | 3/28/2023  | Search/Seizure   |                                  | Sgt. Turner  | In Progress | 8/29/2023    | 3/29/2024 |
| IA2023-029 | 3/29/2023  | 12/12/2022 | Force,<br>Arrest/Detention,<br>CUBO                              |                                  | Sgt. Turner  | In Progress | 8/29/2023    | 3/29/2024 |
| IA2023-030 | 4/1/2023   | 4/1/2023   | Performance  |                                  | Sgt. Turner  | In Progress | 9/1/2023     | 4/1/2024  |
| IA2023-031 | 4/4/2023   | 4/4/2023   | Performance,<br>Policy/Procedure,<br>Body Worn<br>Camera         |                                  | Sgt. Turner  | In Progress | 9/4/2023     | 4/4/2024  |
| IA2023-032 | 4/2/2023   | 4/2/2023   | Force  |                                  | Sgt. Turner  | In Progress | 9/4/2023     | 4/2/2024  |

|            |             |           |                             |                            |             |                    |            |           |
|------------|-------------|-----------|-----------------------------|----------------------------|-------------|--------------------|------------|-----------|
| IA2023-033 | 4/7/2023    | 4/7/2023  | CUBO                        |                            | Sgt. Turner | In Progress        | 9/7/2023   | 4/7/2024  |
| IA2023-035 | 3/5/2023    | 3/27/2023 | Arrest/Detention            |                            | Sgt. Vuong  | In Progress        | 8/28/2023  | 3/28/2024 |
| IA2023-036 | 4/13/2023   | 4/13/2023 | Force, Policy/Procedure     | Retained by OIPA           | OIPA        | In Progress        | 9/12/2023  | 4/13/2024 |
| IA2023-037 | 4/13/2023   | 4/13/2023 | Arrest/Detention CUBO, BBP  | Retained by OIPA           | OIPA        | In Progress        | 9/17/2023  | 4/13/2024 |
| IA2023-038 | 4/17/2023   | 4/24/2023 | Bias/ CUBO                  |                            | Sgt. Vuong  | In Progress        | 9/25/2023  | 4/25/2024 |
| IA2023-040 | 4/28/2023   | 4/28/2023 | CUBO                        |                            | Sgt. Vuong  | In Progress        | 9/29/2023  | 4/29/2024 |
| IA2023-041 | 4/27/2023   | 4/28/2023 | Arrest/Detention            |                            | Sgt. Vuong  | In Progress        | 9/29/2023  | 4/29/2024 |
| IA2023-042 | 4/18/2023   | 5/1/2023  | Force                       |                            | Sgt. Vuong  | In Progress        | 10/2/2023  | 5/2/2024  |
| IA2023-043 | 4/28/2023   | 5/1/2023  | CUBO/ Force                 |                            | Sgt. Vuong  | In Progress        | 10/2/2023  | 5/2/2024  |
| IA2023-044 | 04/04/02023 | 4/4/2023  | CUBO                        |                            | Sgt. Turner | In Progress        | 9/4/2023   | 4/4/2024  |
| IA2023-045 | 5/10/2023   | 5/10/2023 | Bias, Racial Animus, CUBO   |                            | Sgt. Vuong  | In Progress        | 10/11/2023 | 5/11/2024 |
| IA2023-046 | 5/16/2023   | 5/16/2023 | Force, CUBO                 |                            | Sgt. Vuong  | In Progress        | 10/17/2023 | 5/17/2024 |
| IA2023-047 | 4/20/2023   | 5/18/2023 | CUBO                        |                            | Sgt. Vuong  | In Progress        | 10/19/2023 | 5/16/2024 |
| IA2023-048 | 5/20/2023   | 5/20/2023 | CUBO, Bias                  |                            | Sgt. Turner | In Progress        | 10/20/2023 | 5/20/2024 |
| IA2023-049 | 5/23/2023   | 5/25/2023 | Arrest/Detention Force      |                            | Sgt. Turner | In Progress        | 11/8/2023  | 5/25/2024 |
| IA2023-050 | 6/9/2023    | 6/9/2023  | Force                       |                            | Sgt. Vuong  | Tolled             | 11/12/2023 | 6/9/2024  |
| IA2023-051 | Unkown      | 5/9/2023  | Policy/Procedure CUBO, BBP  | Retained by OIPA #23-16    | OIPA        | OIPA Investigation | 10/8/2023  | 5/9/2024  |
| IA2023-052 | Unkown      | 4/27/2023 | CUBO                        |                            | Sgt. Turner | In Progress        | 9/26/2023  | 4/27/2024 |
| IA2023-053 | 6/9/2023    | 6/16/2023 | Policy/Procedure BBP, CUBO  |                            | Sgt. Vuong  | In Progress        | 11/15/2023 | 6/16/2024 |
| IA2023-054 | 5/6/2023    | 5/6/2023  | Force                       |                            | Sgt. Turner | In Progress        | 11/15/2023 | 5/6/2024  |
| IA2023-055 | Unkown      | 5/20/2023 | Policy/Procedure, POD, CUBO |                            | Lt. Salas   | In Progress        | 10/19/2023 | 5/20/2024 |
| IA2023-056 | 6/23/2023   | 6/26/2023 | Courtesy                    |                            | Sgt. Vuong  | In Progress        | 11/25/2023 | 6/26/2024 |
| IA2023-057 | 6/7/2023    | 6/8/2023  | CUBO                        | OIPA deferred to IA #23-19 | Sgt. Turner | In Progress        | 11/7/2023  | 6/8/2024  |
| IA2023-058 | 4/27/2023   | 4/27/2023 | CUBO                        |                            | Sgt. Turner | In Progress        | 9/27/2023  | 4/27/2024 |
| IA2023-059 | 7/3/2023    | 7/3/2023  | Performance                 |                            | Sgt. Turner | In Progress        | 12/3/2023  | 7/3/2024  |
| IA2023-060 | 7/6/2023    | 7/6/2023  | Bias, Performance           |                            | Sgt. Vuong  | In Progress        | 12/6/2023  | 7/6/2024  |



|            |           |           |  |                                   |             |             |            |           |
|------------|-----------|-----------|--|-----------------------------------|-------------|-------------|------------|-----------|
| IA2023-061 | 3/10/2023 | 7/5/2023  | CUBO   |                                   | Sgt. Turner | In Progress | 8/10/2023  | 7/5/2024  |
| IA2023-062 | 6/24/2023 | 7/10/2023 | Force  |                                   | Sgt. Vuong  | In Progress | 11/24/2023 | 6/24/2024 |
| IA2023-063 | 7/10/2023 | 7/10/2023 | CUBO   |                                   | Sgt. Turner | In Progress | 12/10/2023 | 7/10/2024 |
| IA2023-065 | 7/3/2023  | 7/16/2023 | Bias-Based Policing  | OIPA<br>deffered to<br>IA # 23-27 | Sgt. Turner | In Progress | 12/3/2023  | 7/16/2024 |
| IA2023-066 | 7/20/2023 | 7/23/2023 | Arrest/Detention ,<br>Force,<br>Policy/Procedure,<br>Performance of<br>Duty,<br>Search/Seizure |                                   | Sgt. Vuong  | In Progress | 12/23/2023 | 7/23/2024 |
| IA2023-067 | 7/22/2023 | 7/22/2023 | POD  | OIPA<br>monitoring                | Sgt. Vuong  | In Progress | 12/22/2023 | 7/22/2024 |
| IA2023-068 | 7/17/2023 | 7/23/2023 | Performance of<br>Duty   | OIPA<br>deffered to<br>IA # 23-28 |             | In Progress | 12/17/2023 | 7/23/2024 |
| IA2023-069 | 5/7/2023  | 7/24/2023 | CUBO   |                                   | Sgt. Vuong  | In Progress | 10/7/2023  | 7/24/2024 |
| IA2023-070 | 7/27/2023 | 7/27/2023 | Force  |                                   | Lt. Salas   | In Progress | 12/27/2023 | 7/27/2024 |
| IA2023-071 | 7/28/2023 | 7/28/2023 | CUBO   |                                   | Sgt. Vuong  | In Progress | 12/28/2023 | 7/28/2024 |
| IA2023-072 | 7/25/2023 | 7/28/2023 | Performance of<br>Duty   | OIPA<br>deffered to<br>IA # 23-30 | Sgt. Turner | In Progress | 12/25/2023 | 7/28/2024 |
| IA2023-073 | 7/24/2023 | 7/28/2023 | Force  |                                   | Sgt. Turner | In Progress | 12/24/2023 | 7/28/2024 |
| IA2023-074 | 7/25/2023 | 7/28/2023 | Force  |                                   | Sgt. Vuong  | In Progress | 12/25/2023 | 7/28/2024 |
| IA2023-075 | 7/29/2023 | 7/29/2023 | Force, CUBO  |                                   | Sgt. Turner | In Progress | 12/29/2023 | 7/29/2024 |
| IA2023-076 | 7/31/2023 | 7/31/2023 | Force  |                                   | Sgt. Vuong  | In Progress | 12/31/2023 | 7/31/2024 |
| IA2023-077 | 8/9/2023  | 8/9/2023  | CUBO   |                                   | Sgt. Turner | In Progress | 1/9/2024   | 8/9/2024  |
| IA2023-078 | 8/10/2023 | 8/10/2023 | CUBO   |                                   | Sgt. Vuong  | In Progress | 1/10/2024  | 8/10/2024 |
| IA2023-079 | Unkown    | 8/14/2023 | CUBO<br>Policy/Procedure   | Retained by<br>OIPA #23-31        | OIPA        | In Progress | 1/14/2024  | 8/14/2024 |
| IA2023-080 | 8/14/2023 | 8/14/2023 | CUBO   |                                   | Sgt. Turner | In Progress | 1/14/2024  | 8/14/2024 |
| IA2023-081 | 7/13/2023 | 8/15/2023 | Force  |                                   | Sgt. Turner | In Progress | 12/13/2023 | 8/15/2024 |
| IA2023-082 | 5/25/2023 | 8/18/2023 | Force  |                                   | Sgt. Turner | In Progress | 10/25/2023 | 8/18/2024 |
| IA2023-083 | 8/10/2023 | 8/16/2023 | Force  |                                   | Sgt. Vuong  | In Progress | 1/10/2024  | 8/16/2024 |
| IA2023-084 | 8/17/2023 | 8/18/2023 | CUBO   |                                   | Sgt. Turner | In Progress | 1/17/2024  | 8/18/2024 |
| IA2023-085 | 8/18/2023 | 8/18/2023 | Force, BWC   |                                   | Sgt. Vuong  | In Progress | 1/18/2024  | 8/18/2024 |

|            |            |            |   |                                  |             |              |           |            |
|------------|------------|------------|---|----------------------------------|-------------|--------------|-----------|------------|
| IA2023-086 | 8/1/2023   | 8/25/2023  | Force   |                                  | Sgt. Vuong  | In Progress  | 1/1/2024  | 8/18/2024  |
| IA2023-087 | 8/16/2023  | 8/16/2023  | CUBO  |                                  | Lt. Salas   | Tolled       | 1/16/2024 | 8/16/2024  |
| IA2023-088 | 8/29/2023  | 9/1/2023   | CUBO<br>Courtsey  |                                  | Sgt. Turner | In Progress  | 1/29/2024 | 8/29/2024  |
| IA2023-089 | 9/1/2023   | 9/1/2023   | CUBO  |                                  | Sgt. Vuong  | In Progress  | 2/1/2024  | 9/1/2024   |
| IA2023-090 | 9/4/2023   | 9/4/2023   | Bias  |                                  | Sgt. Vuong  | In Progress  | 2/4/2024  | 9/4/2024   |
| IA2023-091 | 9/3/2023   | 9/3/2023   | CUBO<br>Performance of<br>Duty                            |                                  | Lt. Salas   | Tolled       | 2/3/2024  | 9/3/2024   |
| IA2023-092 | 9/12/2023  | 9/14/2023  | Bias-Based Policing                                       | OIPA<br>monitoring<br>#23-35     | Sgt. Vuong  | In Progress  | 2/12/2024 | 9/12/2024  |
| IA2023-093 | 7/24/2022  | 9/15/2023  | Force<br>CUBO   |                                  | Sgt. Turner | In Progress  | 2/15/2024 | 9/15/2024  |
| IA2023-094 | 9/13/2023  | 9/15/2023  | Bias-Based Policing<br>Performance of<br>Duty<br>Courtesy | OIPA<br>deferred to<br>IA #23-32 | Sgt. Turner | In Progress  | 2/13/2024 | 9/13/2024  |
| IA2023-095 | 9/21/2023  | 9/21/2023  | CUBO, Force, POD,<br>P/P                                  |                                  | Lt. Salas   | In Progress  | 9/21/2024 | 9/21/2024  |
| IA2023-096 | 9/13/2023  | 9/20/2023  | Bias-Based Policing<br>Force<br>CUBO                      | OIPA<br>deferred to<br>IA #23-33 | Sgt. Vuong  | In Progress  | 2/13/2024 | 9/13/2024  |
| IA2023-097 | 9/8/2023   | 9/21/2023  | CUBO  |                                  | Sgt. Vuong  | In Progress  | 2/8/2024  | 9/8/2024   |
| IA2023-098 | 9/20/2023  | 9/22/2023  | Force<br>CUBO<br>Bias-Based Policing                      |                                  | Sgt. Turner | In Progress  | 2/20/2024 | 9/20/2024  |
| IA2023-099 | 10/6/2023  | 10/6/2023  |   |                                  | Sgt. Turner | In Progress  | 3/6/2024  | 10/6/2024  |
| IA2023-100 | 2/18/2023  | 10/23/2023 | Force   |                                  | Sgt. Vuong  | In Progress  | 3/23/2024 | 10/23/2024 |
| IA2023-101 | 10/22/2023 | 10/24/2023 | Force   |                                  | Sgt. Vuong  | To the Chief | 3/24/2024 | 10/24/2024 |
| IA2023-102 | 9/28/2023  | 10/25/2023 | Policy/Procedure<br>(Documentaion)<br>Detention           | OIPA<br>Monitoring               | Sgt. Turner | In Progress  | 3/25/2024 | 10/25/2024 |
| IA2023-103 | 9/3/2023   | 10/19/2023 | Bias ,<br>Policy/Procedure                                | OIPA # 23-36                     | OIPA        | In Progress  | 3/25/2024 | 3/25/2024  |
| IA2023-104 | 11/1/2023  | 11/1/2023  | Courtesy  |                                  | Sgt. Vuong  | In Progress  | 4/1/2024  | 11/1/2024  |
| IA2023-105 | 11/1/2023  | 11/1/2023  | Force   |                                  | Sgt. Turner | In Progress  | 4/1/2024  | 11/1/2024  |

|            |            |            |   |                        |             |             |           |            |
|------------|------------|------------|---|------------------------|-------------|-------------|-----------|------------|
| IA2023-106 | 11/7/2023  | 11/7/2023  | Policy/Procedure  | Administrative         | Sgt. Turner | In Progress | 4/7/2024  | 11/7/2024  |
| IA2023-107 | 8/17/2023  | 8/17/2023  | Force   |                        | Sgt. Turner | In Progress | 1/17/2024 | 8/17/2024  |
| IA2023-108 | 11/20/2023 | 11/20/2023 | Courtesy  |                        | Sgt. Vuong  | In Progress | 4/20/2024 | 4/20/2024  |
| IA2023-109 | 11/8/2023  | 11/28/2023 | CUBO  |                        | Sgt. Vuong  | In Progress | 4/8/2024  | 11/28/2024 |
| IA2023-110 | 12/1/2023  | 12/1/2023  | Force   |                        | Sgt. Turner | In Progress | 5/1/2024  | 12/1/2024  |
| IA2023-111 | 12/5/2023  | 12/5/2023  | Bias  |                        | Sgt. Vuong  | In Progress | 4/1/2024  | 12/5/2024  |
| IA2023-112 | 12/8/2023  | 12/6/2023  | Force   |                        | Sgt. Turner | In Progress | 5/8/2024  | 12/8/2024  |
| IA2023-113 | 12/12/2023 | 12/9/2023  | Force   |                        | Sgt. Vuong  | In Progress | 5/12/2024 | 12/12/2024 |
| IA2023-114 | 12/12/2023 | 12/10/2023 | CUBO  |                        | Sgt. Turner | In Progress | 5/12/2024 | 12/12/2024 |
| IA2023-115 | 12/20/2023 | 12/21/2023 | Force   |                        | Sgt. Vuong  | In Progress | 5/21/2024 | 12/21/2024 |
| IA2023-116 | 12/22/2023 | 12/23/2023 | Force   |                        | Sgt. Turner | In Progress | 5/22/2024 | 12/22/2024 |
| IA2023-117 | 12/28/2023 | 12/28/2023 | Force   |                        | Sgt. Vuong  | In Progress | 5/28/2024 | 12/28/2024 |
| IA2023-118 | 12/28/2023 | 12/29/2023 | Performance of Duty   |                        | Sgt. Turner | In Progress | 5/28/2024 | 12/28/2024 |
| IA2024-001 | 1/1/2024   | 1/2/2024   | CUBO  |                        | Sgt. Turner | In Progress | 6/1/2024  | 1/1/2025   |
| IA2024-002 | 10/25/2023 | 1/4/2024   | Force   |                        | Sgt. Turner | In Progress | 6/4/2024  | 1/4/2025   |
| IA2024-003 | 1/4/2024   | 1/5/2024   | Arrest or Detention   | OIPA Monitoring #24-02 | Sgt. Turner | In Progress | 6/4/2024  | 1/4/2025   |
| IA2024-005 | 1/30/2024  | 2/1/2024   | Arrest/Detention, Force, Policy/Procedure, Performance of Duty      | OIPA #24-04            | OIPA        |             | 6/30/2024 | 1/30/2025  |
| IA2024-006 | 2/3/2024   | 2/3/2024   | CUBO  |                        | Sgt. Vuong  | In Progress | 7/3/2024  | 2/3/2025   |
| IA2024-007 | 2/5/2024   | 2/5/2024   | Force   |                        | Sgt. Vuong  | In Progress | 7/5/2024  | 2/5/2025   |
| IA2024-008 | 2/5/2024   | 2/3/2024   | Force   |                        | Sgt. Turner | In Progress | 7/5/2024  | 2/3/2025   |
| IA2024-009 | 2/4/2024   | 2/7/2024   | Bias-Based Policing , Force, Performance of Duty , Policy/Procedure | OIPA #24-05            | OIPA        | In Progress | 7/4/2024  | 2/7/2025   |
|            |            |            |   |                        |             |             |           |            |
|            |            |            |   |                        |             |             |           |            |

# BART Watch - 2024

|                                | Jan         | Feb      | Mar      | Apr      | May      | Jun      | Jul      | Aug      | Sep      | Oct      | Nov      | Dec      | YTD         |
|--------------------------------|-------------|----------|----------|----------|----------|----------|----------|----------|----------|----------|----------|----------|-------------|
| Crime in Progress              | 49          |          |          |          |          |          |          |          |          |          |          |          | 49          |
| Disruptive Behavior            | 469         |          |          |          |          |          |          |          |          |          |          |          | 469         |
| Smoking or Drug Use            | 600         |          |          |          |          |          |          |          |          |          |          |          | 600         |
| Human Trafficking              | 0           |          |          |          |          |          |          |          |          |          |          |          | 0           |
| Illegally Parked Vehicle       | 14          |          |          |          |          |          |          |          |          |          |          |          | 14          |
| Aggressive Panhandling         | 10          |          |          |          |          |          |          |          |          |          |          |          | 10          |
| Report a Crime Tip             | 17          |          |          |          |          |          |          |          |          |          |          |          | 17          |
| Robbery / Theft                | 13          |          |          |          |          |          |          |          |          |          |          |          | 13          |
| Sexual Assault / Lewd Behavior | 15          |          |          |          |          |          |          |          |          |          |          |          | 15          |
| Suspicious Activity            | 77          |          |          |          |          |          |          |          |          |          |          |          | 77          |
| Unattended Bag or Package      | 38          |          |          |          |          |          |          |          |          |          |          |          | 38          |
| Unsecure Door                  | 15          |          |          |          |          |          |          |          |          |          |          |          | 15          |
| Vandalism                      | 61          |          |          |          |          |          |          |          |          |          |          |          | 61          |
| Welfare Check                  | 221         |          |          |          |          |          |          |          |          |          |          |          | 221         |
| Unwanted Sexual Harassment     | 6           |          |          |          |          |          |          |          |          |          |          |          | 6           |
| <b>Total</b>                   | <b>1605</b> | <b>0</b> | <b>0</b> | <b>0</b> | <b>0</b> | <b>0</b> | <b>0</b> | <b>0</b> | <b>0</b> | <b>0</b> | <b>0</b> | <b>0</b> | <b>1605</b> |
| Text-a-Tip                     | 557         |          |          |          |          |          |          |          |          |          |          |          | 557         |
| BART Watch App Installs        | 1182        |          |          |          |          |          |          |          |          |          |          |          | 1182        |

Lifetime Downloads: 103,485