

BART POLICE DEPARTMENT



December 2022

MONTHLY REPORT



Bay Area Rapid Transit Police Department

101 8th St, Oakland, CA, 94607 (510) 464-7000 www.bart.gov/police

December 2022 Performance Measurement Review - **Systemwide**

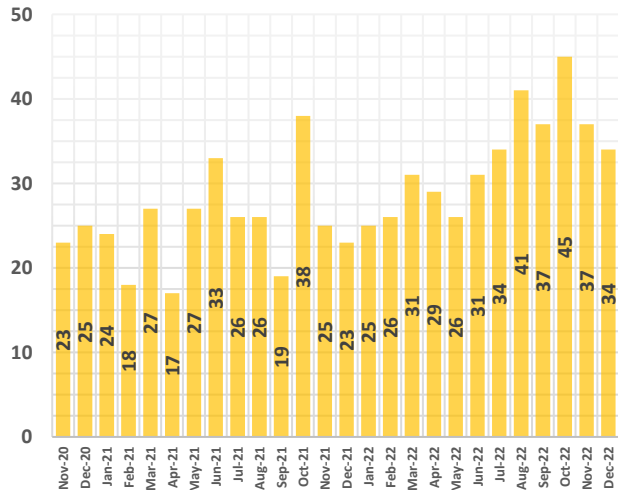
PART 1 UCR Crime	2017	2018	2019	2020	2021	YTD 2021	YTD 2022	PCT %
Homicide	0	3	2	0	0	0	4	-%
Rape	8	3	7	5	8	8	7	-13%
Robbery	290	345	378	252	143	143	225	+57%
Aggravated Assault	125	130	112	95	71	71	114	+61%
Violent Crime Subtotal	423	481	499	352	222	222	350	+58%
Burglary (Structural)	15	18	16	12	11	11	23	+109%
Larceny & Auto Burglary	2,593	2,565	3,177	1,038	882	882	1,118	+27%
Auto Theft	420	348	247	100	134	134	231	+72%
Arson	4	4	4	4	5	5	10	+100%
Property Crime Subtotal	3,032	2,935	3,444	1,154	1,032	1,032	1,382	+34%
TOTAL	3,455	3,416	3,943	1,506	1,254	1,254	1,732	+38%

Part 1 Crimes: Top Five Stations

December 2022 A30/COS A20/FVS R60/RIS E30/ATS M10/OWS
 Full Year 2021 A30/COS A60/HAS M10/OWS A10/LMS A20/FVS

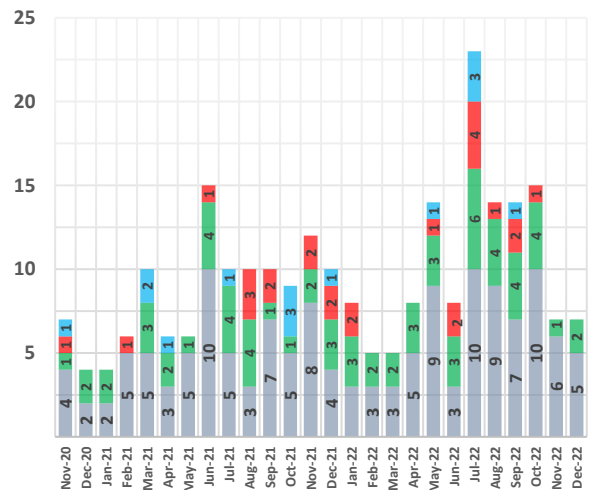
BATTERY & ASSAULT ON BART

Battery, Simple Assaults



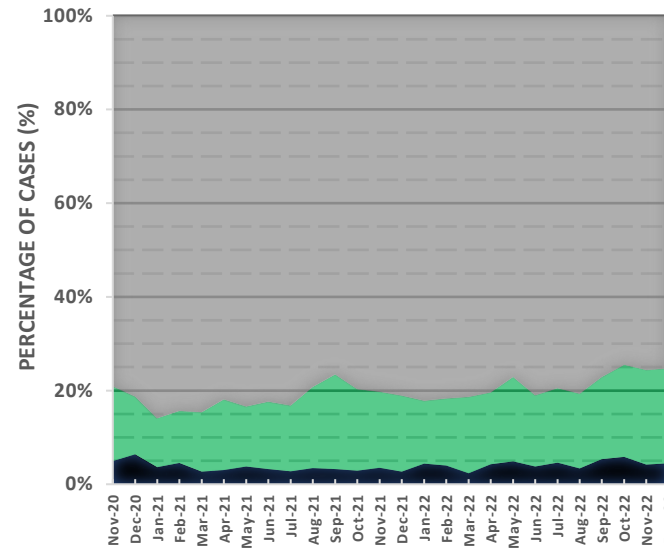
BICYCLE THEFT

Alameda Contra Costa San Francisco San Mateo Santa Clara



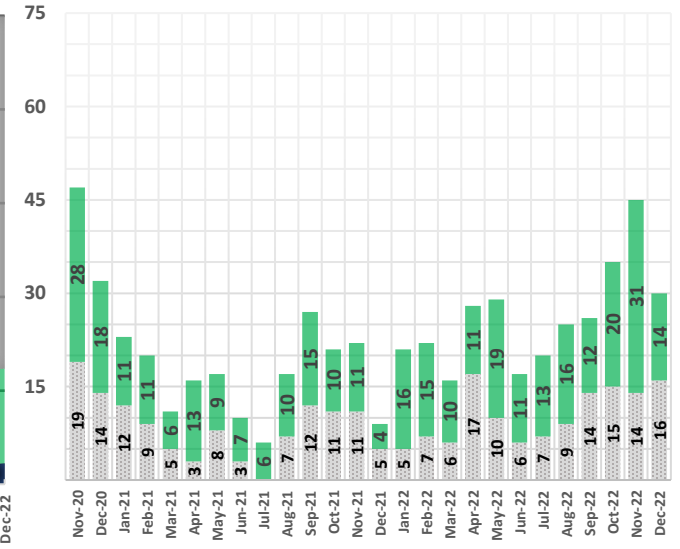
PART 1 CRIME OVERALL

Violent Crimes Property Crimes All other cases



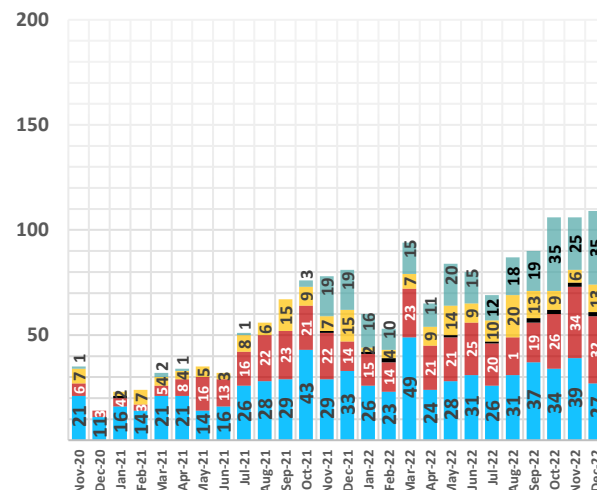
ELECTRONIC CRIMES

Robbery Theft



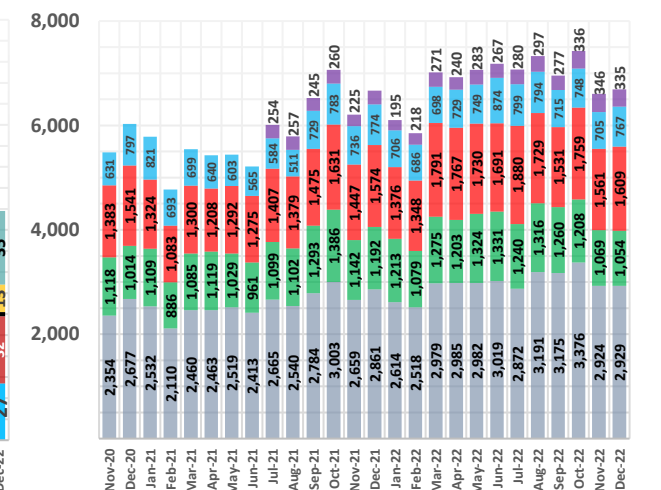
VEHICLE CRIME

Break-in Catalytic Wheel/Tires License Plate Vehicle Theft



CALLS TO DISPATCH

Alameda Contra Costa San Francisco San Mateo Santa Clara



Preface: The data is retrieved from the BART Police Database and remains unaudited until corrections. Numbers may differ from the reported data in the Uniform Crime Reporting (UCR) program.

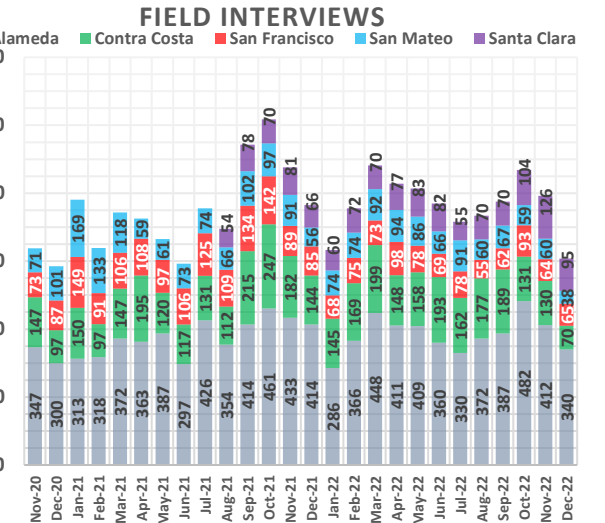
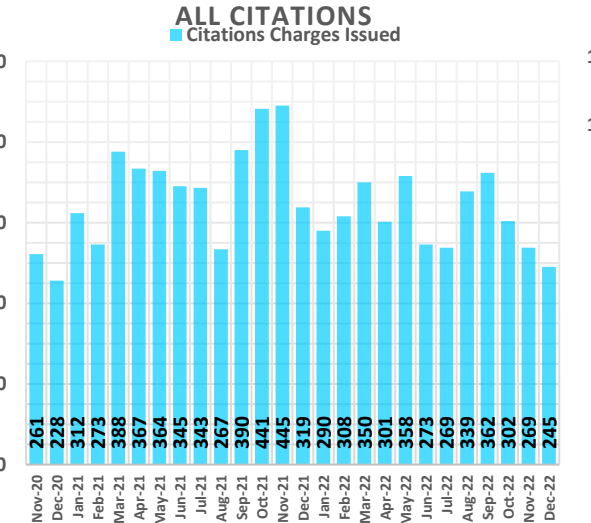
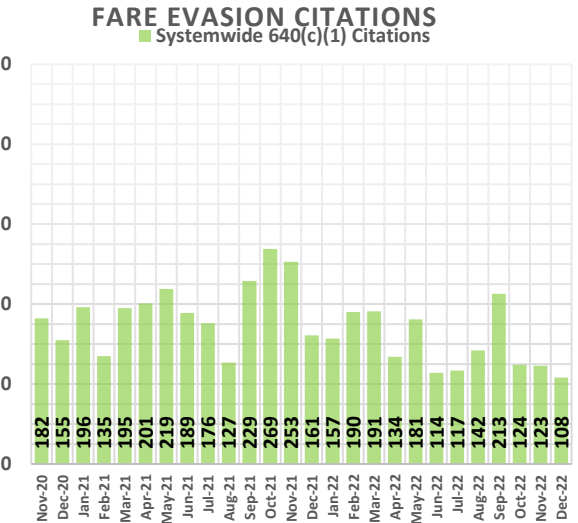
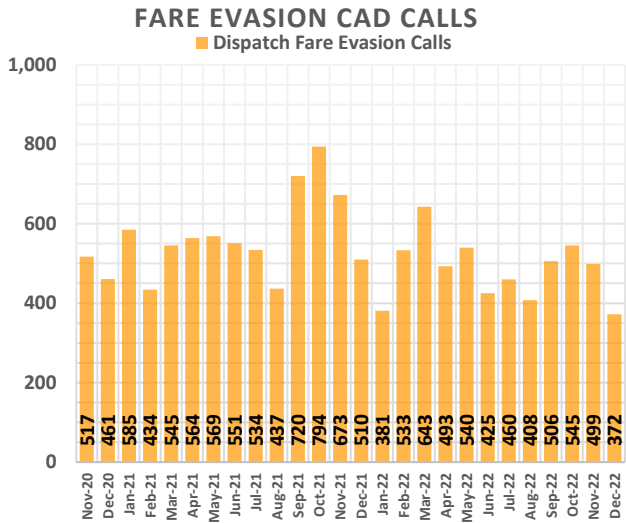
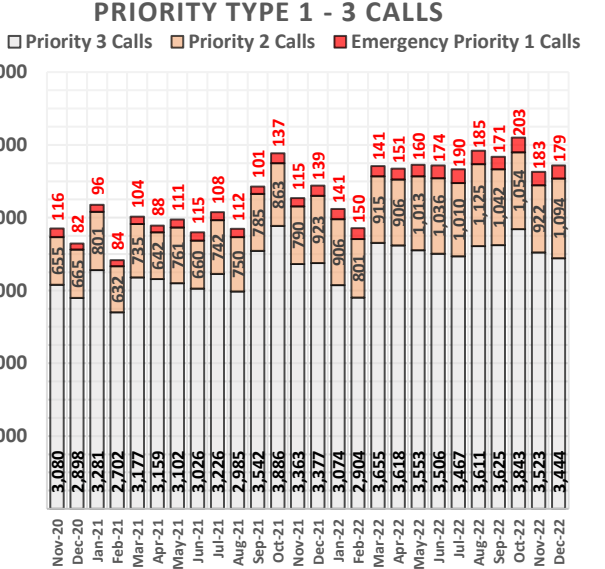
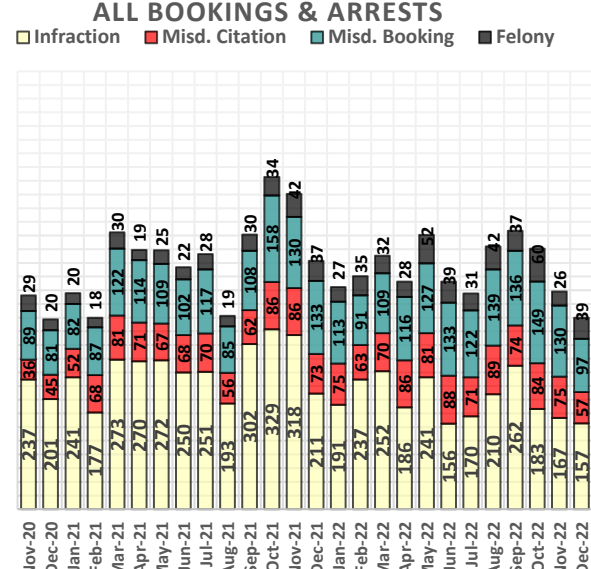
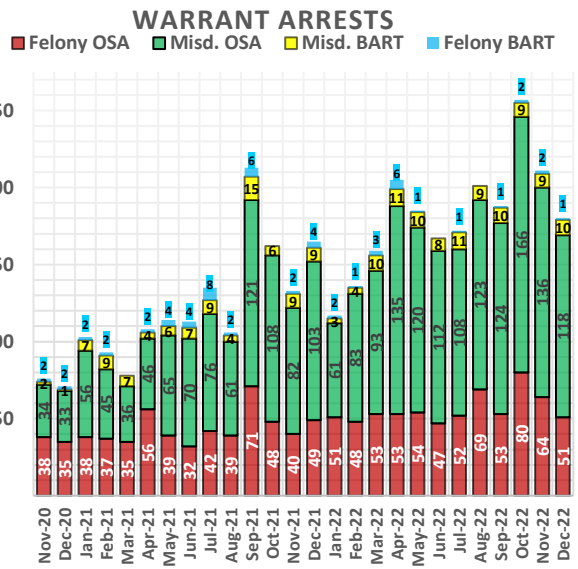
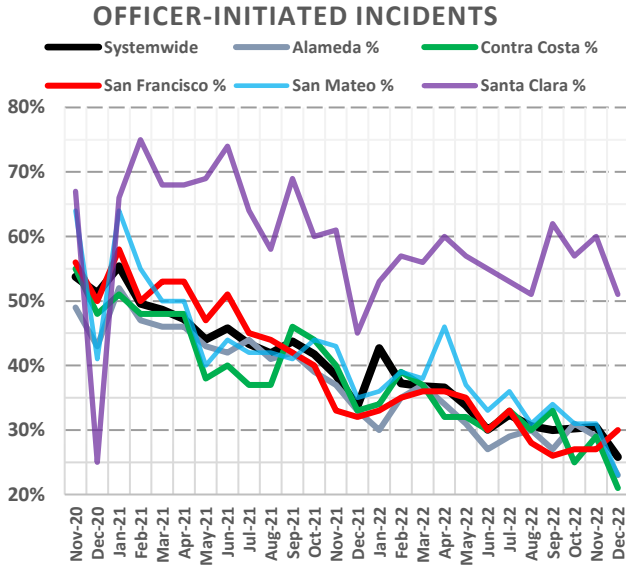
Late reporting, the reclassification or unbounding of crimes, may affect statistics. Infraction citations consist of all individual charges. Felony arrests, misdemeanor arrests and citations are based on each instance per individual



Bay Area Rapid Transit Police Department

101 8th St, Oakland, CA, 94607 (510) 464-7000 www.bart.gov/police

December 2022 Performance Measurement Review - Systemwide



Preface: The data is retrieved from the BART Police Database and remains unaudited until corrections. Numbers may differ from the reported data in the Uniform Crime Reporting (UCR) program.

Late reporting, the reclassification or unfinding of crimes, may affect statistics. Infraction citations consist of all individual charges. Felony arrests, misdemeanor arrests and citations are based on each instance per individual

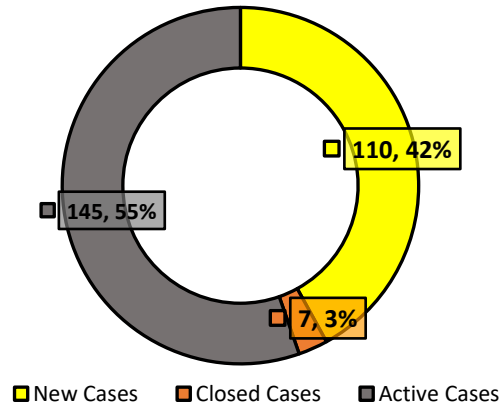


Bay Area Rapid Transit Police Department

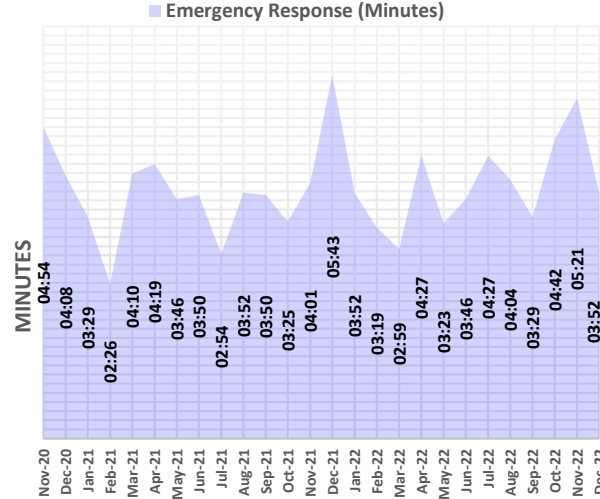
101 8th St, Oakland, CA, 94607 (510) 464-7000 www.bart.gov/police

December 2022 Performance Measurement Review - **Systemwide**

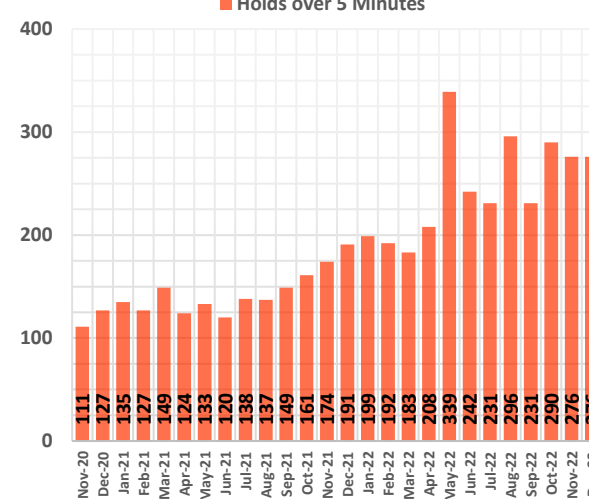
INVESTIGATIVE ASSIGNMENTS



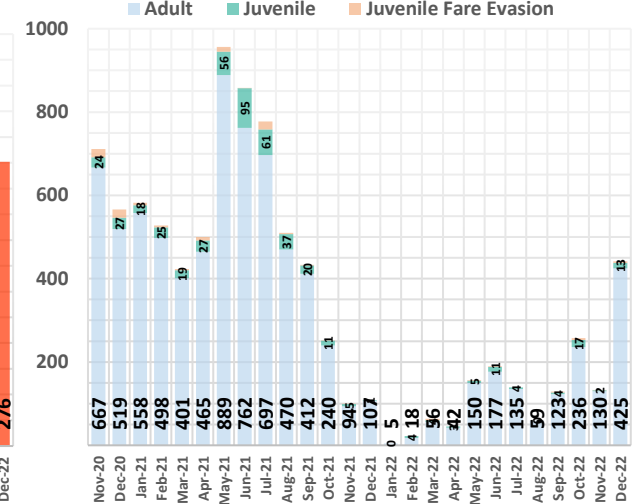
RESPONSE TIME (PRIORITY 1)



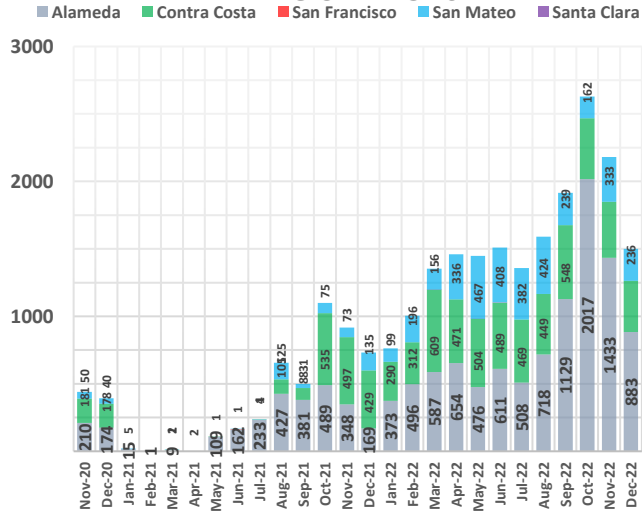
POLICE TRAIN HOLDS



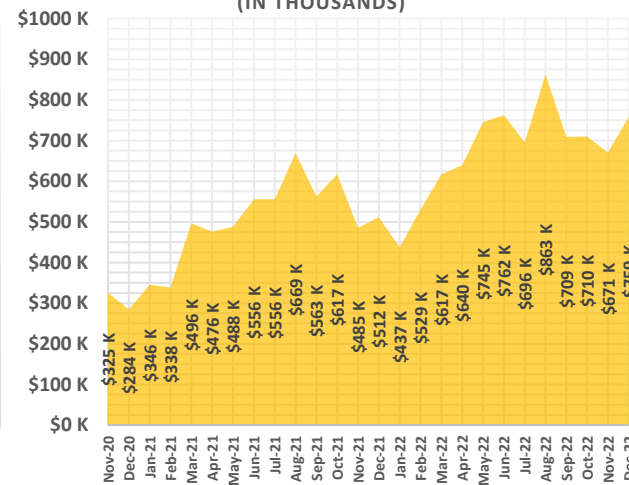
PROOF OF PAYMENT CITATIONS



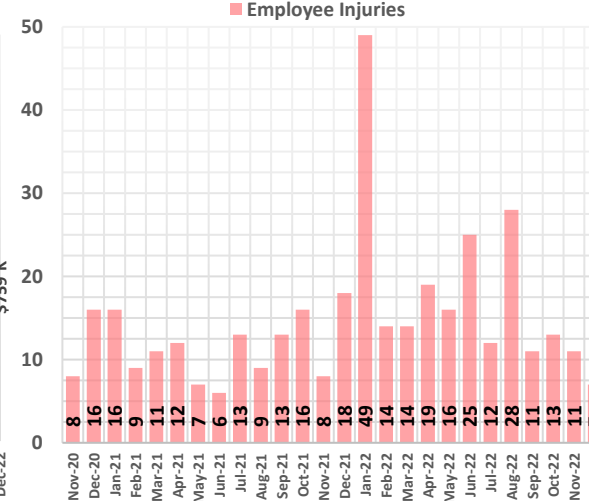
PARKING CITATIONS



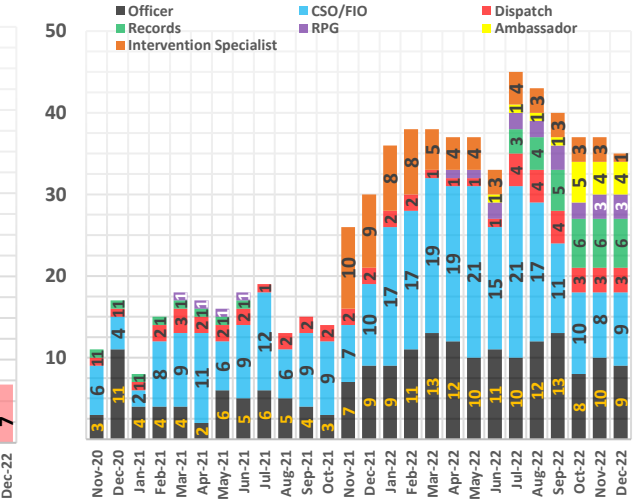
OVERTIME UTILIZATION (IN THOUSANDS)



EMPLOYEE INJURIES



VACANCIES



Preface: The data is retrieved from the BART Police Database and remains unaudited until corrections. Numbers may differ from the reported data in the Uniform Crime Reporting (UCR) program.

Late reporting, the reclassification or unbounding of crimes, can affect crime statistics. Overtime costs are projected numbers. Information provided on the reports are subject to change.

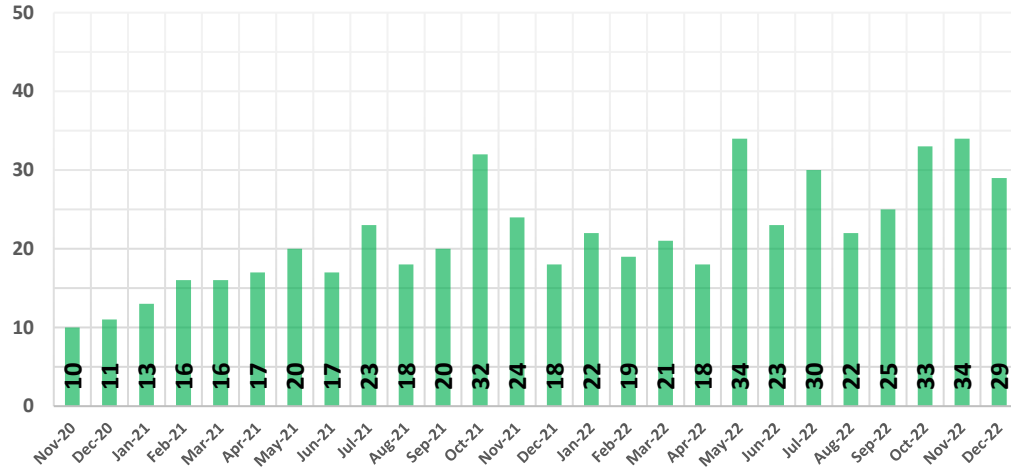


Bay Area Rapid Transit Police Department

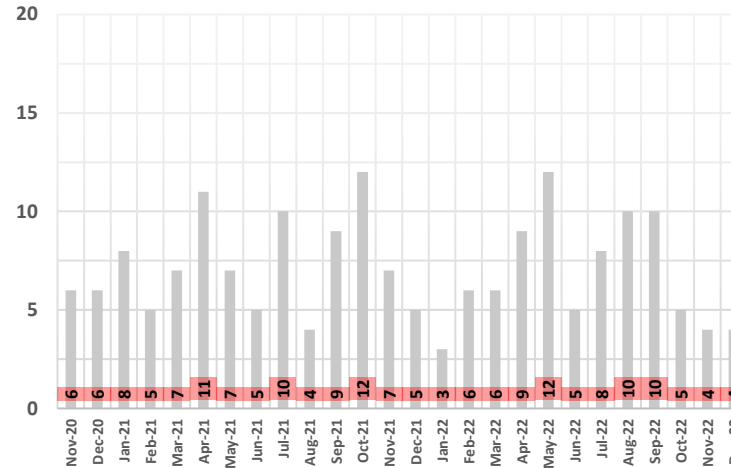
101 8th St, Oakland, CA, 94607 (510) 464-7000 www.bart.gov/police

December 2022 Performance Measurement Review - **Systemwide**

AB716 - PROHIBITION ORDERS

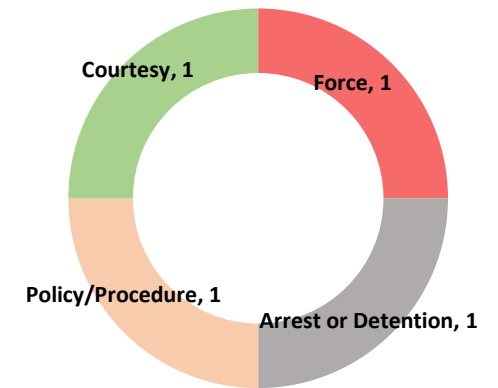


INTERNAL AFFAIRS COMPLAINTS



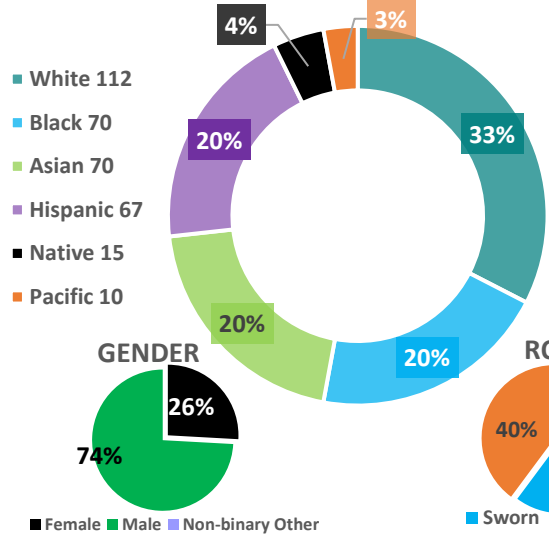
December 2022

IA COMPLAINTS RECEIVED¹

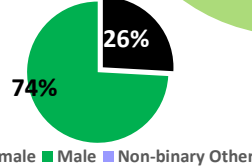


1: Each incident could contain more than one allegation. This chart reflects the most significant allegation per incident.

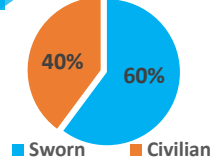
DEPARTMENT ETHNIC DIVERSITY



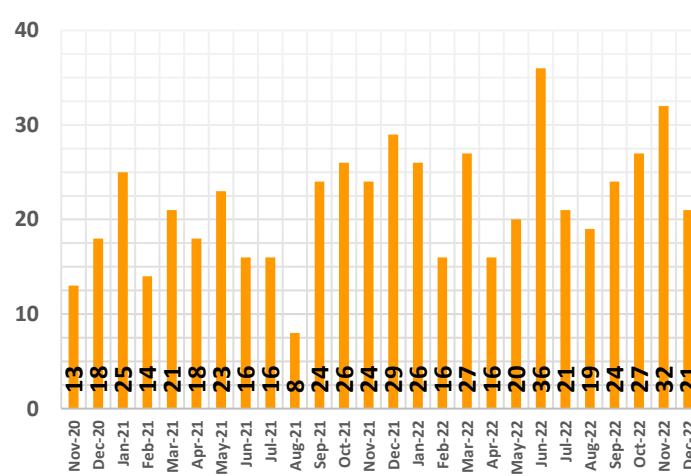
GENDER



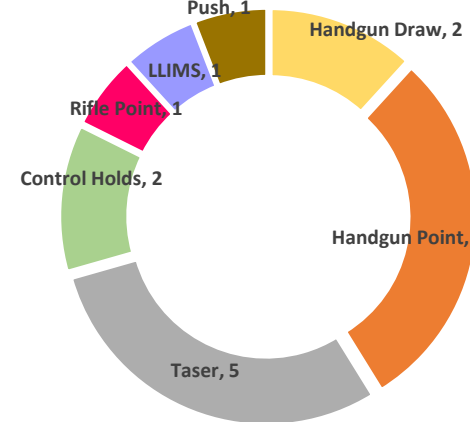
ROLE



USE OF FORCE INCIDENTS

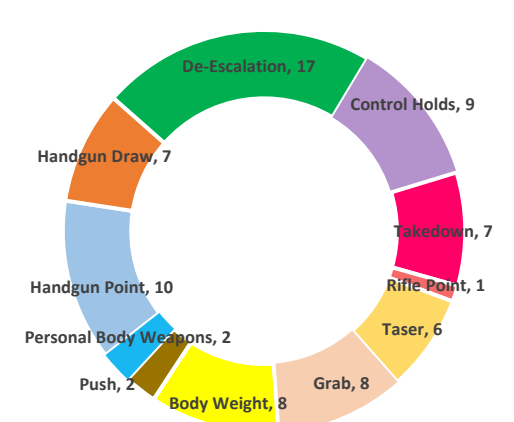


INCIDENT FORCE OPTIONS USED²



3: Some incidents involved the use of multiple force options. If two officers involved in the same incident used the same force option, this data would reflect both officers. As an example, if two officers used control holds in the same incident, this data would reflect two separate control holds.

TYPES OF FORCE USED³



2: Each incident could contain more than one force option. This chart reflects most significant force options used per incident.



Bay Area Rapid Transit Police Department

101 8th St, Oakland, CA, 94607 (510) 464-7000 www.bart.gov/police

December 2022 Performance Measurement Review - **Systemwide**

BART PD Uses of Force													
Use of Force Incidents	Jan	Feb	Mar	Apr	May	Jun	Jul	Aug	Sep	Oct	Nov	Dec	Total
2022 CY	26	16	27	16	20	36	21	19	24	27	32	0	264
2021 CY	25	14	21	18	23	16	16	8	24	26	24	29	244
2020 CY	22	21	16	11	22	11	13	12	14	17	13	18	190
2019 CY	27	20	17	30	21	19	27	27	26	21	14	28	277
2022 YTD	26	42	69	85	105	141	162	181	205	232	264	264	
2021 YTD	25	39	60	78	101	117	133	141	165	191	215	244	
2020 YTD	22	43	59	70	92	103	116	128	142	159	172	190	
2019 YTD	27	47	64	94	115	134	161	188	214	235	249	277	

BART PD Dispatch Communications Center													
Dispatch Center Calls	Jan	Feb	Mar	Apr	May	Jun	Jul	Aug	Sep	Oct	Nov	Dec	Total
2022 Calls for Service	6,087	5,802	7,138	6,936	7,080	7,191	7,081	7,330	6,956	7,433	6,609	6,694	82,337
2022 Priority 1 Calls	141	150	141	151	160	174	190	185	171	203	183	179	2,028
2022 Medical Emergencies	302	255	286	277	309	353	302	327	322	386	332	399	3,850
2022 Avg P1 Response Time	03:52	03:19	02:59	04:27	03:23	03:46	04:27	04:04	03:29	04:42	05:21	03:52	03:58
2021 Calls for Service	5,966	5,076	5,827	5,706	5,756	5,491	6,017	5,807	6,530	7,031	6,184	6,670	72,061
2021 Priority 1 Calls	96	84	104	88	111	115	108	112	101	137	115	139	1,310
2021 Medical Emergencies	266	191	193	193	197	181	209	195	228	232	199	294	2,578
2021 Avg P1 Response Time	03:29	02:26	04:10	04:19	03:46	03:50	02:54	03:52	03:50	03:25	04:01	05:43	03:49
2020 Calls for Service	7,470	6,753	6,086	4,242	5,583	4,770	5,319	6,008	5,715	5,835	5,678	5,499	68,958
2020 Priority 1 Calls	191	167	138	96	97	121	113	104	110	110	116	82	1,445
2020 Medical Emergencies	306	295	273	173	168	166	176	156	154	125	160	178	2,330
2020 Avg P1 Response Time	04:02	04:12	03:20	03:15	03:13	04:43	05:05	03:53	04:01	03:44	04:54	04:08	04:02
2019 Calls for Service	7,523	7,785	7,829	7,698	7,449	6,676	6,746	7,182	6,770	7,138	6,301	7,643	86,740
2019 Priority 1 Calls	203	181	202	204	202	213	205	199	222	205	192	192	2,420
2019 Medical Emergencies	361	310	370	321	396	360	318	323	339	329	329	381	4,137
2019 Avg P1 Response Time	05:16	05:10	04:49	04:40	03:52	06:17	04:38	06:45	05:34	05:30	04:57	03:47	05:06



Bay Area Rapid Transit Police Department

101 8th St, Oakland, CA, 94607 (510) 464-7000 www.bart.gov/police

December 2022 Performance Measurement Review - **Systemwide**

BART PD Enforcement Contacts													
Felony Arrests	Jan	Feb	Mar	Apr	May	Jun	Jul	Aug	Sep	Oct	Nov	Dec	Total
2022 Felony Arrest	27	35	32	28	52	39	31	42	37	60	26	39	448
2021 Felony Arrest	20	18	30	19	25	22	28	19	30	34	42	37	324
2020 Felony Arrest	51	23	24	21	21	28	23	21	38	22	29	20	321
2019 Felony Arrest	35	41	27	29	35	25	33	43	38	25	32	22	385
2022 Felony Arrest YTD	27	62	94	122	174	213	244	286	323	383	409	448	
2021 Felony Arrest YTD	20	38	68	87	112	134	162	181	211	245	287	324	
2020 Felony Arrest YTD	51	74	98	119	140	168	191	212	250	272	301	321	
2019 Felony Arrest YTD	35	76	103	132	167	192	225	268	306	331	363	385	
Misdemeanor Arrests	Jan	Feb	Mar	Apr	May	Jun	Jul	Aug	Sep	Oct	Nov	Dec	Total
2022 Misd. Arrest	113	91	109	116	127	133	122	139	136	149	130	97	1,462
2021 Misd. Arrest	82	87	122	114	109	102	117	85	108	158	130	133	1,347
2020 Misd. Arrest	124	101	103	81	114	73	99	95	126	91	89	81	1,177
2019 Misd. Arrest	138	169	147	142	127	101	108	119	92	115	89	118	1,465
2022 Misd. Arrest YTD	113	204	313	429	556	689	811	950	1,086	1,235	1,365	1,462	
2021 Misd. Arrest YTD	82	169	291	405	514	616	733	818	926	1,084	1,214	1,347	
2020 Misd. Arrest YTD	124	225	328	409	523	596	695	790	916	1,007	1,096	1,177	
2019 Misd. Arrest YTD	138	307	454	596	723	824	932	1,051	1,143	1,258	1,347	1,465	
Cite & Releases	Jan	Feb	Mar	Apr	May	Jun	Jul	Aug	Sep	Oct	Nov	Dec	Total
2022 Cite & Release	75	63	70	86	81	88	71	89	74	84	75	57	913
2021 Cite & Release	52	68	81	71	67	68	70	56	62	86	86	73	840
2020 Cite & Release	68	50	67	72	90	50	61	55	83	61	36	45	738
2019 Cite & Release	107	138	112	83	64	72	62	74	47	81	52	83	975
2022 Cite & Release YTD	75	138	208	294	375	463	534	623	697	781	856	913	
2021 Cite & Release YTD	52	120	201	272	339	407	477	533	595	681	767	840	
2020 Cite & Release YTD	68	118	185	257	347	397	458	513	596	657	693	738	
2019 Cite & Release YTD	107	245	357	440	504	576	638	712	759	840	892	975	
Field Interviews	Jan	Feb	Mar	Apr	May	Jun	Jul	Aug	Sep	Oct	Nov	Dec	Total
2022 Field Interview	633	756	882	828	814	770	716	734	775	869	792	608	9,177
2021 Field Interview	809	659	781	767	746	681	811	695	943	1,017	876	765	9,550
2020 Field Interview	719	787	585	346	665	464	538	766	696	629	663	603	7,461
2019 Field Interview	841	1,011	868	945	765	571	608	714	696	810	561	699	9,089
2022 Field Interview YTD	633	1,389	2,271	3,099	3,913	4,683	5,399	6,133	6,908	7,777	8,569	9,177	
2021 Field Interview YTD	809	1,468	2,249	3,016	3,762	4,443	5,254	5,949	6,892	7,909	8,785	9,550	
2020 Field Interview YTD	719	1,506	2,091	2,437	3,102	3,566	4,104	4,870	5,566	6,195	6,858	7,461	
2019 Field Interview YTD	841	1,852	2,720	3,665	4,430	5,001	5,609	6,323	7,019	7,829	8,390	9,089	
Combined Contacts	Jan	Feb	Mar	Apr	May	Jun	Jul	Aug	Sep	Oct	Nov	Dec	Total
2022 Monthly Enf. Contacts	848	945	1,093	1,058	1,074	1,030	940	1,004	1,022	1,162	1,023	801	12,000
2021 Monthly Enf. Contacts	963	832	1,014	971	947	873	1,026	855	1,143	1,295	1,134	1,008	12,061
2020 Monthly Enf. Contacts	962	961	779	520	890	615	721	937	943	803	817	749	9,697
2019 Monthly Enf. Contacts	1,121	1,359	1,154	1,199	991	769	811	950	873	1,031	734	922	11,914
2022 Enf. Contacts YTD	848	1,793	2,886	3,944	5,018	6,048	6,988	7,992	9,014	10,176	11,199	12,000	
2021 Enf. Contacts YTD	963	1,795	2,809	3,780	4,727	5,600	6,626	7,481	8,624	9,919	11,053	12,061	
2020 Enf. Contacts YTD	962	1,923	2,702	3,222	4,112	4,727	5,448	6,385	7,328	8,131	8,948	9,697	
2019 Enf. Contacts YTD	1,121	2,480	3,634	4,833	5,824	6,593	7,404	8,354	9,227	10,258	10,992	11,914	



Bay Area Rapid Transit Police Department

101 8th St, Oakland, CA, 94607 (510) 464-7000 www.bart.gov/police

December 2022 Performance Measurement Review - **Systemwide**

BART PD Warrant Arrests													
Warrant Arrests	Jan	Feb	Mar	Apr	May	Jun	Jul	Aug	Sep	Oct	Nov	Dec	Total
2022 BART Felony	2	1	3	6	1	0	1	0	1	2	2	1	20
2022 BART Misdemeanor	3	4	10	11	10	8	11	9	10	9	9	10	104
2022 Outside Felony	51	48	53	53	54	47	52	69	53	80	64	51	675
2022 Outside Misdemeanor	61	83	93	135	120	112	108	123	124	166	136	118	1,379
2022 Monthly Total	117	136	159	205	185	167	172	201	188	257	211	180	2,178
2022 YTD Total	117	253	412	617	802	969	1,141	1,342	1,530	1,787	1,998	2,178	
2021 BART Felony	2	2	0	2	4	4	8	2	6	0	2	4	36
2021 BART Misdemeanor	7	9	7	4	6	7	9	4	15	6	9	9	92
2021 Outside Felony	38	37	35	56	39	32	42	39	71	48	40	49	526
2021 Outside Misdemeanor	56	45	36	46	65	70	76	61	121	108	82	103	869
2021 Monthly Total	103	93	78	108	114	113	135	106	213	162	133	165	1,523
2021 YTD Total	103	196	274	382	496	609	744	850	1,063	1,225	1,358	1,523	
2020 BART Felony	0	2	0	0	0	2	4	4	0	6	2	2	22
2020 BART Misdemeanor	4	3	1	0	1	2	0	4	2	2	2	1	22
2020 Outside Felony	21	27	18	7	21	15	33	29	33	33	38	35	310
2020 Outside Misdemeanor	75	53	37	8	30	28	20	32	42	33	34	33	425
2020 Monthly Total	100	85	56	15	52	47	57	69	77	74	76	71	779
2020 YTD Total	100	185	241	256	308	355	412	481	558	632	708	779	
2019 BART Felony	4	2	2	4	0	2	0	0	0	6	0	0	20
2019 BART Misdemeanor	2	12	3	5	0	3	7	10	2	1	3	7	55
2019 Outside Felony	21	37	27	19	16	14	29	15	18	25	25	20	266
2019 Outside Misdemeanor	72	75	87	76	61	43	60	56	69	71	86	65	821
2019 Monthly Total	99	126	119	104	77	62	96	81	89	103	114	92	1,162
2019 YTD Total	99	225	344	448	525	587	683	764	853	956	1,070	1,162	



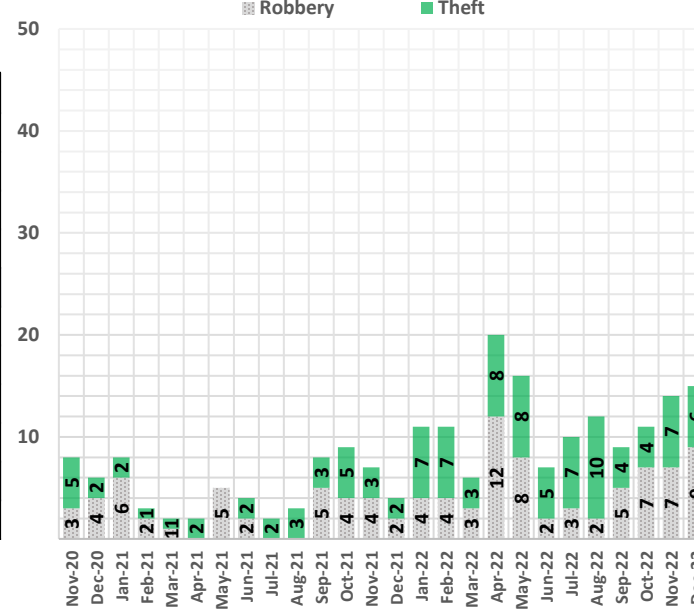
Bay Area Rapid Transit Police Department

101 8th St, Oakland, CA, 94607 (510) 464-7000 www.bart.gov/police

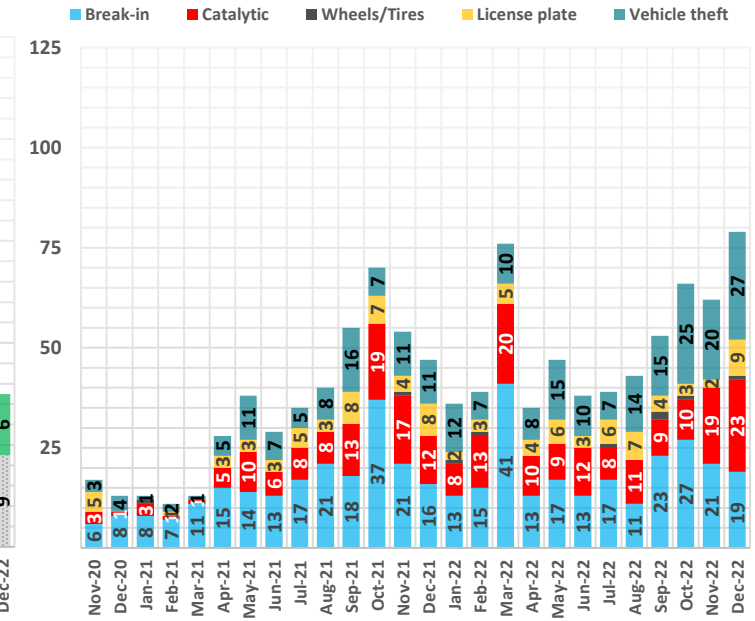
December 2022 Performance Measurement Review - Alameda County

PART 1 UCR Crime	2018	2019	2020	2021	YTD 2021	YTD 2022	PCT %
Homicide	2	1	0	0	0	1	-%
Rape	3	2	3	2	2	3	+50%
Robbery	211	229	122	64	64	123	+92%
Aggravated Assault	87	52	54	34	34	63	+85%
Violent Crime Subtotal	303	284	179	100	100	190	+90%
Burglary (Structural)	11	13	9	6	6	10	+67%
Larceny & Auto Burglary	1,262	1,634	577	472	472	627	+33%
Auto Theft	201	149	56	85	85	170	+100%
Arson	3	5	2	2	2	2	0%
Property Crime Subtotal	1,477	1,801	644	565	565	809	+43%
TOTAL	1,780	2,085	823	665	665	999	+50%

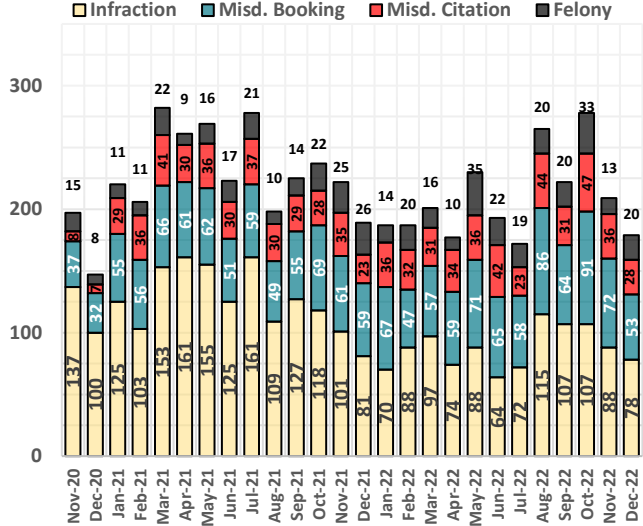
ALAMEDA ELECTRONIC CRIME



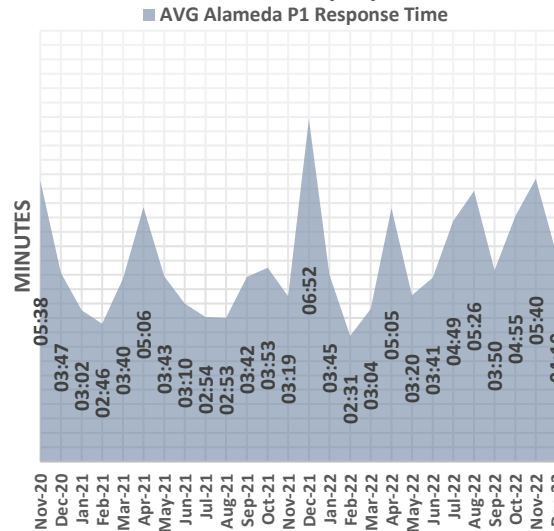
ALAMEDA VEHICLE CRIME



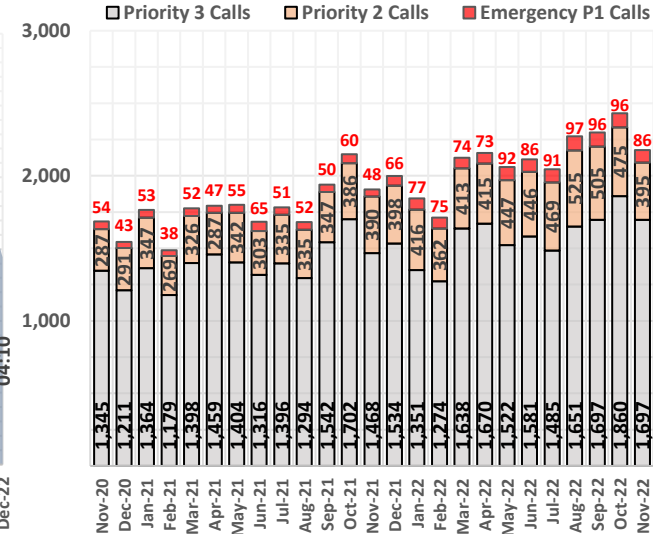
ALAMEDA ARRESTS & CITATIONS



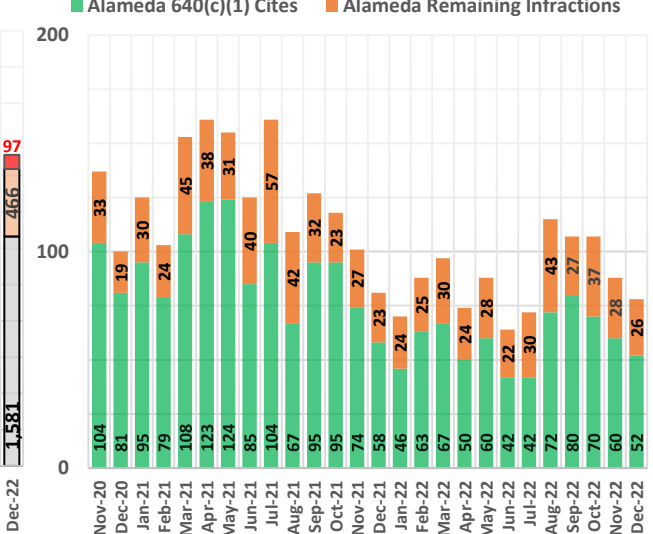
RESPONSE TIME (P1) AVG



ALAMEDA PRIORITY 1 - 3 CALLS



ALAMEDA FARE EVASION



Preface: The data is retrieved from the BART Police Database and remains unaudited until corrections. Numbers may differ from the reported data in the Uniform Crime Reporting (UCR) program.

Late reporting, the reclassification or unfounding of crimes, may affect statistics. Infraction citations consist of all individual charges. Felony arrests, misdemeanor arrests and citations are based on each instance per individual



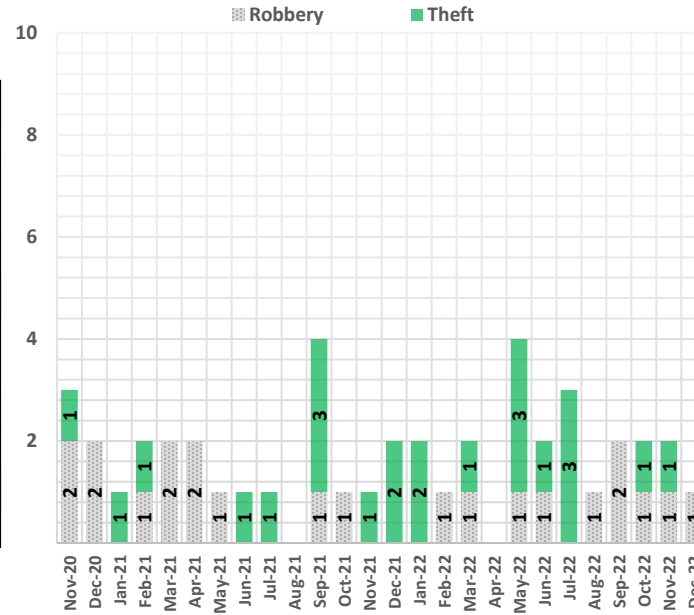
Bay Area Rapid Transit Police Department

101 8th St, Oakland, CA, 94607 (510) 464-7000 www.bart.gov/police

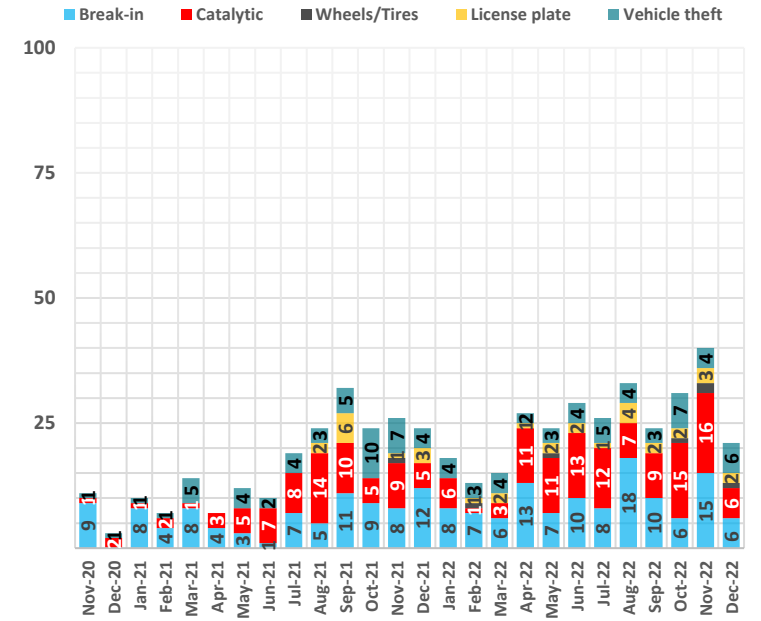
December 2022 Performance Measurement Review - Contra Costa County

PART 1 UCR Crime	2018	2019	2020	2021	YTD 2021	YTD 2022	PCT %
Homicide	1	0	0	0	0	0	-%
Rape	0	4	0	4	4	4	0%
Robbery	29	34	23	19	19	23	+21%
Aggravated Assault	20	23	17	19	19	21	+11%
Violent Crime Subtotal	50	61	40	42	42	48	+14%
Burglary (Structural)	1	2	1	1	1	4	+300%
Larceny & Auto Burglary	669	592	202	226	226	328	+45%
Auto Theft	124	81	40	46	46	49	+7%
Arson	1	0	0	0	0	5	-%
Property Crime Subtotal	795	675	243	273	273	386	+41%
TOTAL	845	736	283	315	315	434	+38%

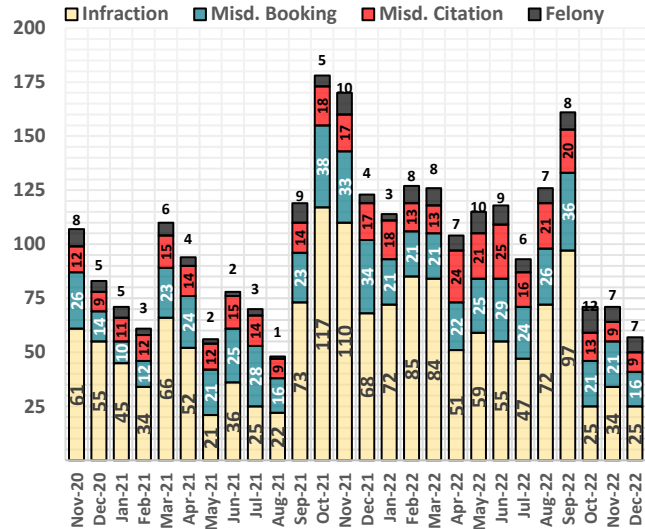
CONTRA COSTA ELECTRONIC THEFT



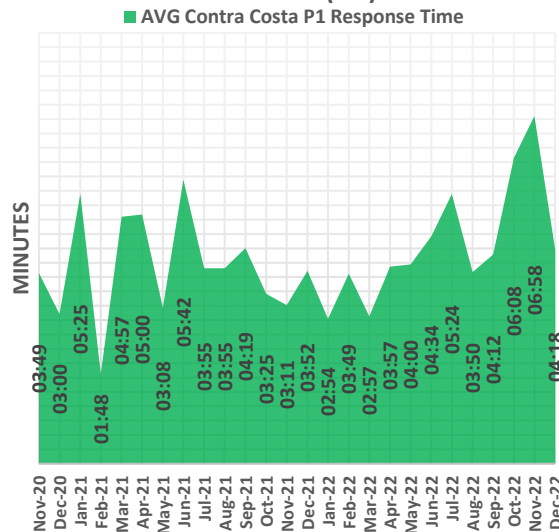
CONTRA COSTA VEHICLE CRIME



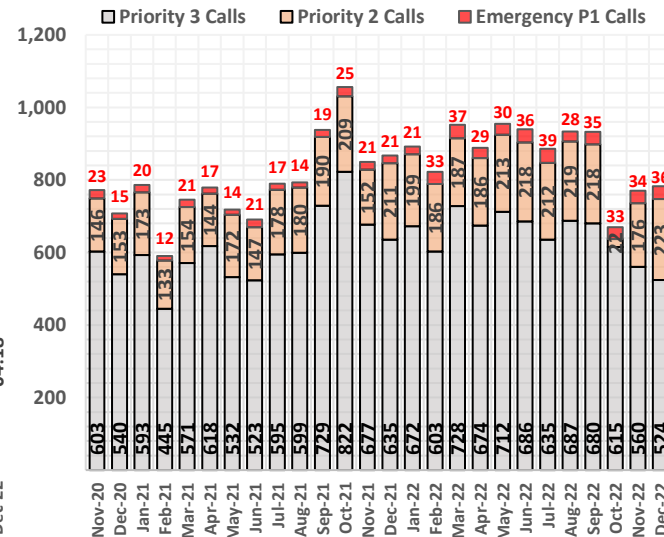
COCO ARRESTS & CITATIONS



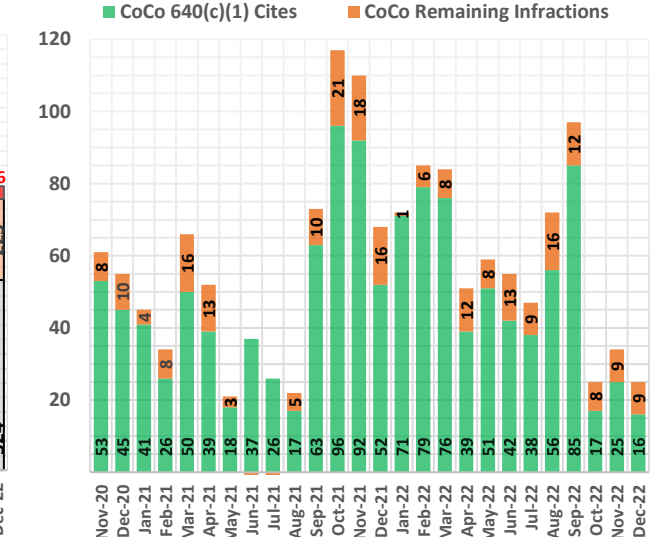
RESPONSE TIME (P1) AVG



COCO PRIORITY 1 - 3 CALLS



COCO FARE EVASION



Preface: The data is retrieved from the BART Police Database and remains unaudited until corrections. Numbers may differ from the reported data in the Uniform Crime Reporting (UCR) program.

Late reporting, the reclassification or unfounding of crimes, may affect statistics. Infraction citations consist of all individual charges. Felony arrests, misdemeanor arrests and citations are based on each instance per individual.



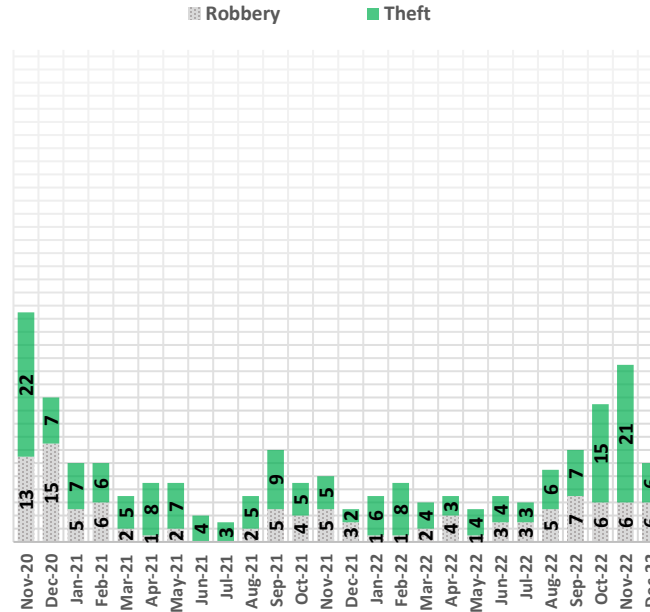
Bay Area Rapid Transit Police Department

101 8th St, Oakland, CA, 94607 (510) 464-7000 www.bart.gov/police

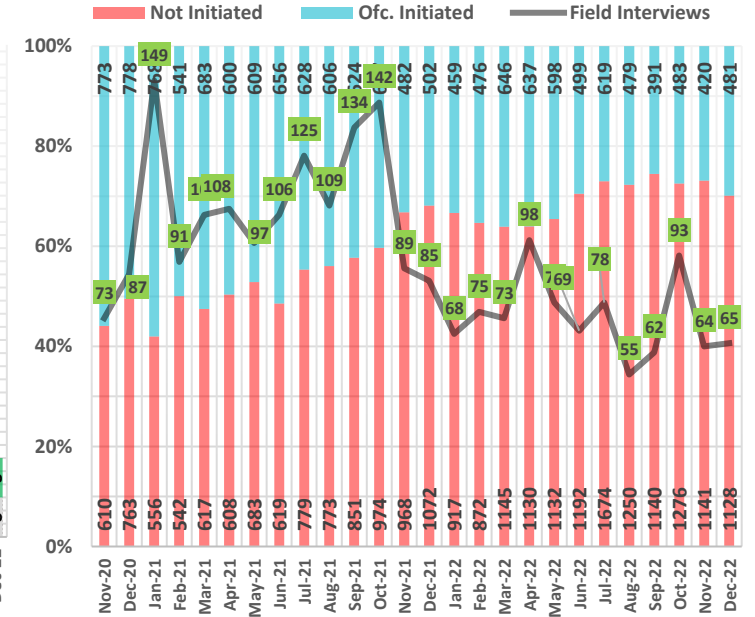
December 2022 Performance Measurement Review - San Francisco County

PART 1 UCR Crime	2018	2019	2020	2021	YTD 2021	YTD 2022	PCT %
Homicide	0	0	0	0	0	3	-%
Rape	0	0	4	1	1	0	-100%
Robbery	97	104	101	47	47	66	+40%
Aggravated Assault	18	28	19	16	16	21	+31%
Violent Crime Subtotal	115	132	124	64	64	90	+41%
Burglary (Structural)	6	4	1	3	3	6	+100%
Larceny & Auto Burglary	473	619	200	103	103	110	+7%
Auto Theft	1	1	0	0	0	0	-%
Arson	0	0	1	2	2	1	-50%
Property Crime Subtotal	480	624	202	108	108	117	+8%
TOTAL	595	756	326	172	172	207	+20%

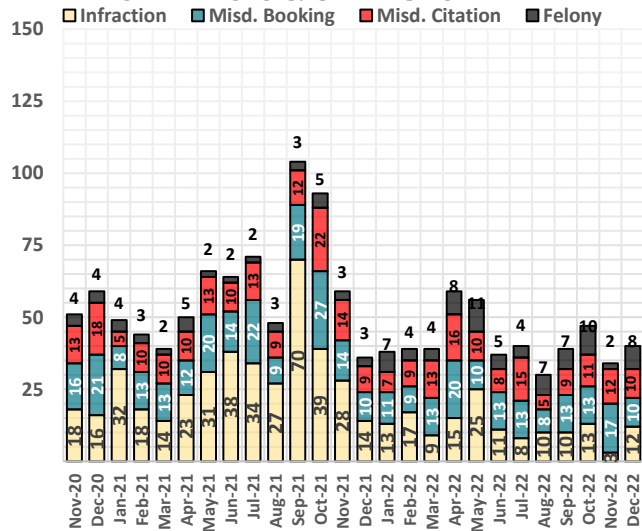
SAN FRANCISCO ELECTRONIC CRIMES



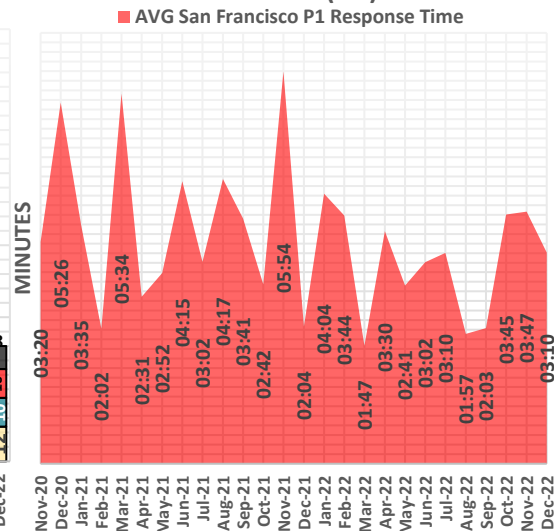
SF OFFICER-INITIATED INCIDENTS



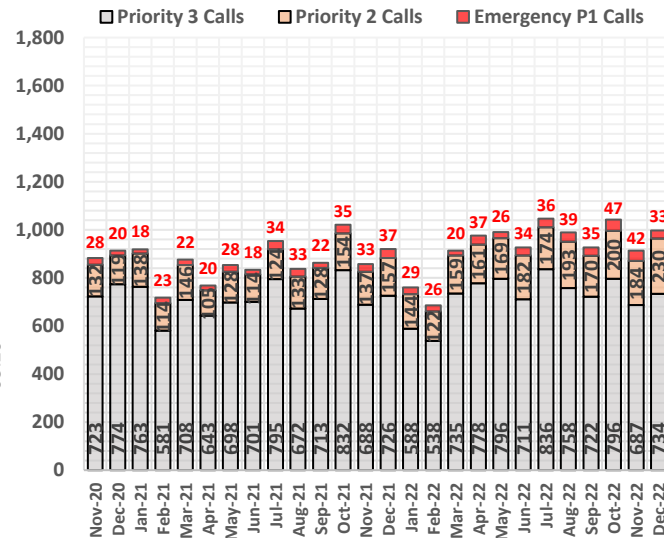
SF ARRESTS & CITATIONS



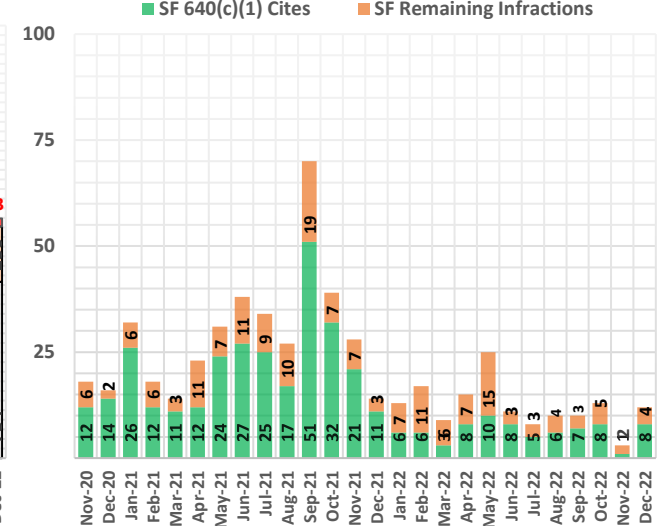
RESPONSE TIME (P1) AVG



SF PRIORITY 1 - 3 CALLS



SAN FRANCISCO FARE EVASION



Preface: The data is retrieved from the BART Police Database and remains unaudited until corrections. Numbers may differ from the reported data in the Uniform Crime Reporting (UCR) program.

Late reporting, the reclassification or unfounding of crimes, may affect statistics. Infraction citations consist of all individual charges. Felony arrests, misdemeanor arrests and citations are based on each instance per individual.



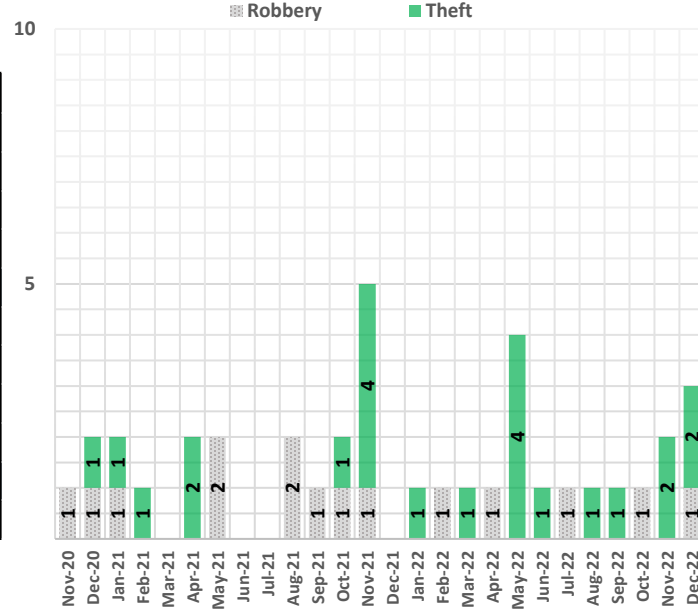
Bay Area Rapid Transit Police Department

101 8th St, Oakland, CA, 94607 (510) 464-7000 www.bart.gov/police

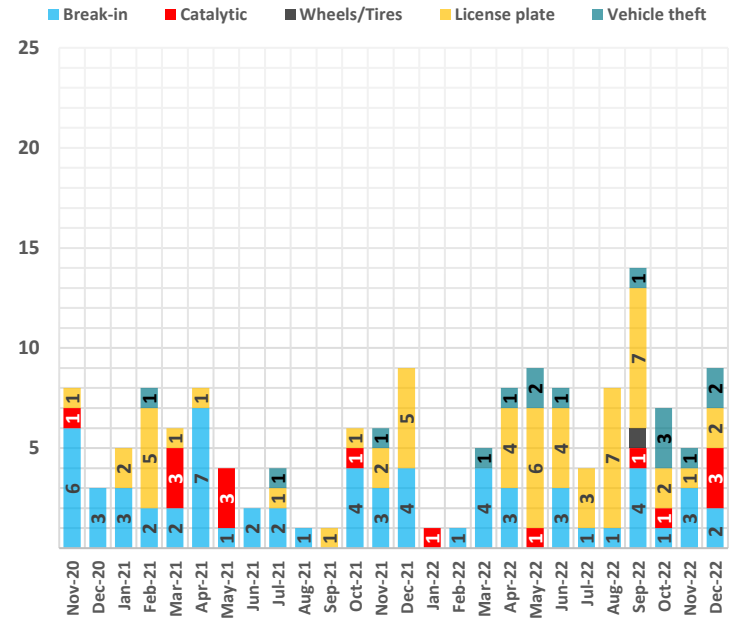
December 2022 Performance Measurement Review - San Mateo County

PART 1 UCR Crime	2018	2019	2020	2021	YTD 2021	YTD 2022	PCT %
Homicide	0	0	0	0	0	0	-%
Rape	0	1	1	1	1	0	-100%
Robbery	8	13	6	10	10	14	+40%
Aggravated Assault	5	8	4	2	2	3	+50%
Violent Crime Subtotal	13	22	11	13	13	17	+31%
Burglary (Structural)	0	0	1	1	1	1	0%
Larceny & Auto Burglary	161	332	75	81	81	87	+7%
Auto Theft	19	13	4	3	3	12	+300%
Arson	0	0	1	1	1	1	0%
Property Crime Subtotal	180	345	81	86	86	101	+17%
TOTAL	193	367	92	99	99	118	+19%

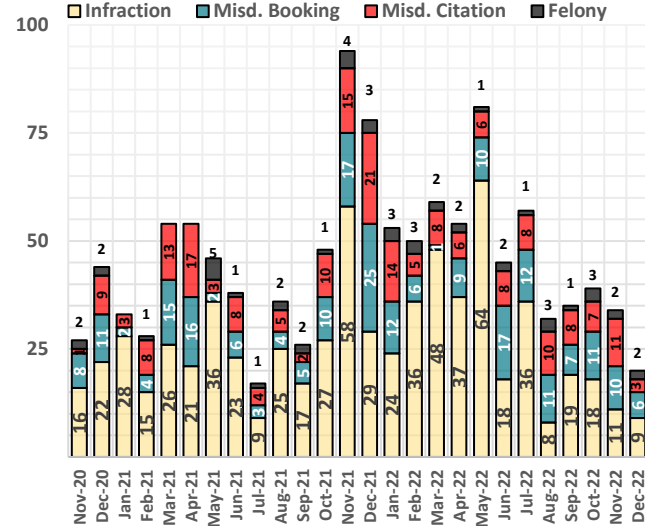
SAN MATEO ELECTRONIC CRIME



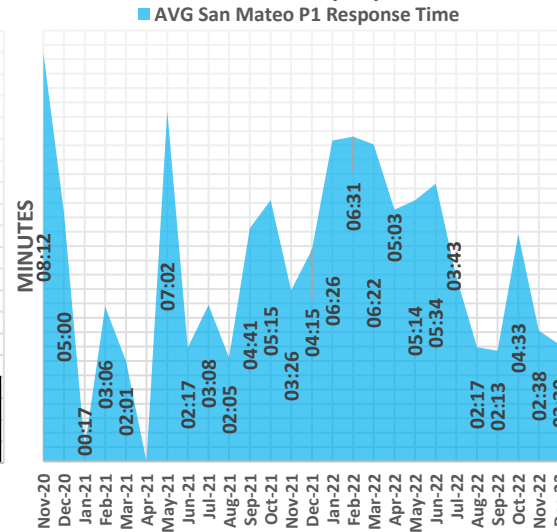
SAN MATEO VEHICLE CRIME



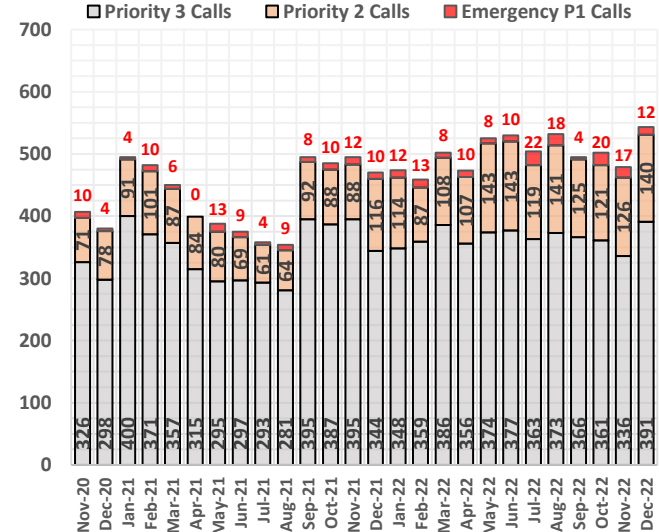
SMC ARRESTS & CITATIONS



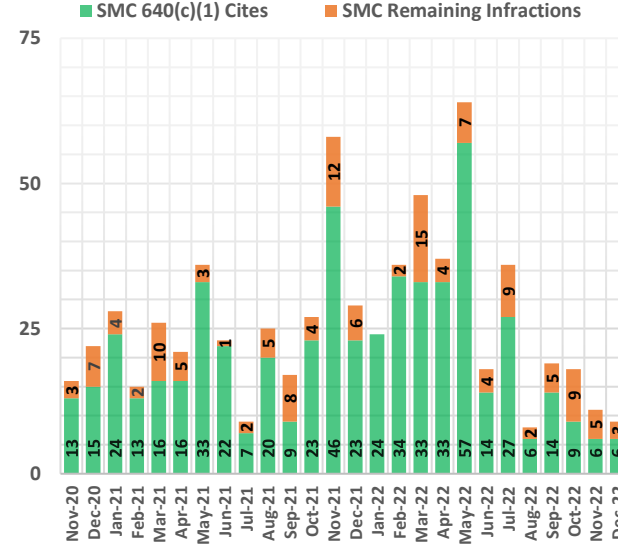
RESPONSE TIME (P1) AVG



SMC PRIORITY 1 - 3 CALLS



SMC FARE EVASION



Preface: The data is retrieved from the BART Police Database and remains unaudited until corrections. Numbers may differ from the reported data in the Uniform Crime Reporting (UCR) program.

Late reporting, the reclassification or unfounding of crimes, may affect statistics. Infraction citations consist of all individual charges. Felony arrests, misdemeanor arrests and citations are based on each instance per individual.



Bay Area Rapid Transit Police Department

101 8th St, Oakland, CA, 94607 (510) 464-7000 www.bart.gov/police

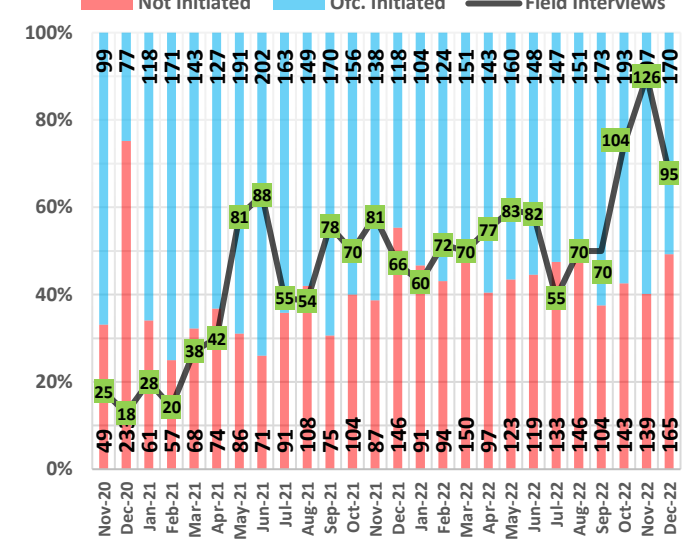
December 2022 Performance Measurement Review - Santa Clara County

PART 1 UCR Crime	2018	2019	2020	2021	YTD 2021	YTD 2022	PCT %
Homicide	-	-	-	0	0	0	-%
Rape	-	-	-	0	0	0	-%
Robbery	-	-	-	2	2	0	-100%
Aggravated Assault	-	-	1	0	0	2	-%
Violent Crime Subtotal	0	0	1	2	2	2	0%
Burglary (Structural)	-	-	-	0	0	0	-%
Larceny & Auto Burglary	-	-	1	0	0	0	-%
Auto Theft	-	-	-	0	0	0	-%
Arson	-	-	-	0	0	0	-%
Property Crime Subtotal	0	0	1	0	0	0	-%
TOTAL	0	0	2	2	2	2	0%

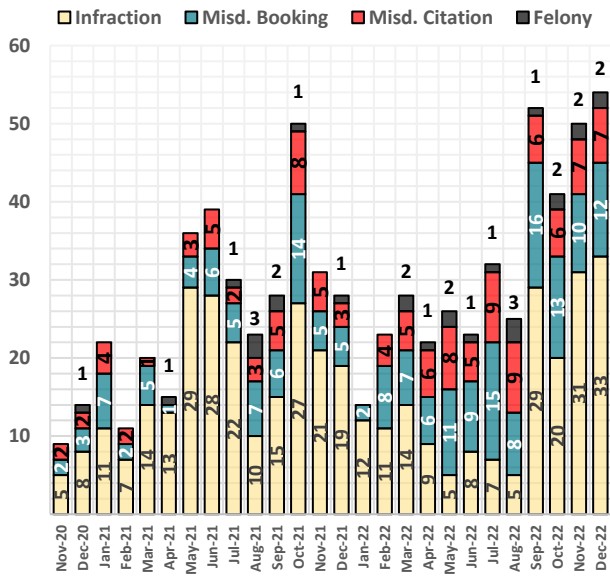
SANTA CLARA ELECTRONIC CRIME



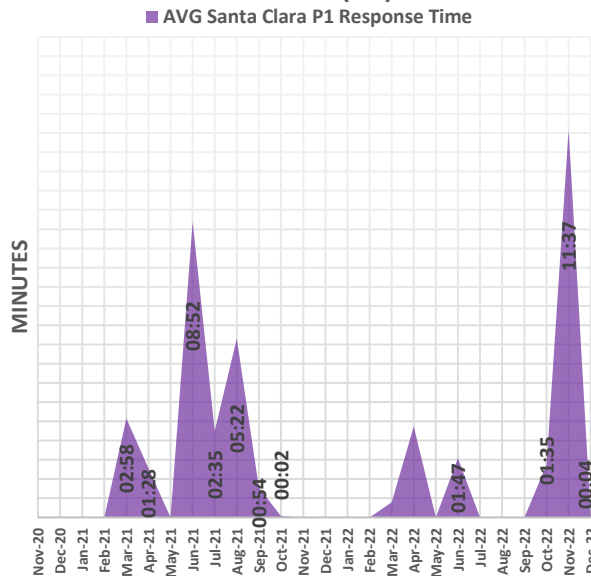
SCC OFFICER-INITIATED INCIDENTS



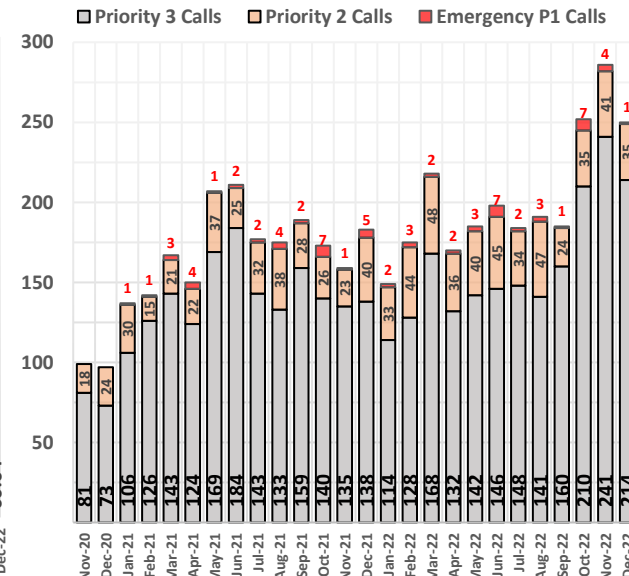
SCC ARRESTS & CITATIONS



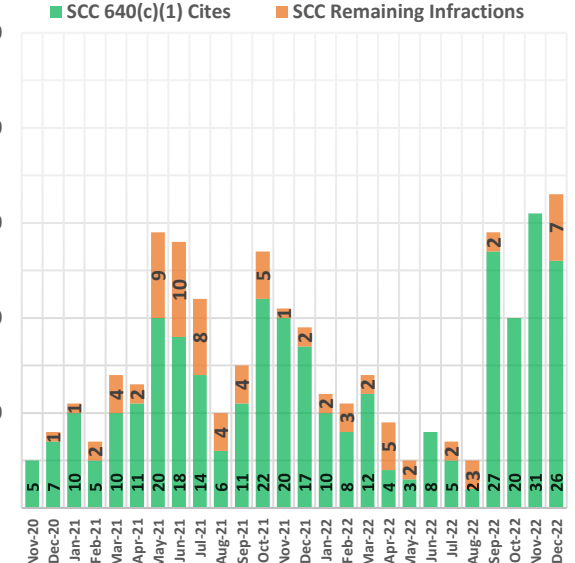
RESPONSE TIME (P1) AVG



SCC PRIORITY 1 - 3 CALLS



SCC FARE EVASION



Preface: The data is retrieved from the BART Police Database and remains unaudited until corrections. Numbers may differ from the reported data in the Uniform Crime Reporting (UCR) program.

Late reporting, the reclassification or unfounding of crimes, may affect statistics. Infraction citations consist of all individual charges. Felony arrests, misdemeanor arrests and citations are based on each instance per individual.

Internal Affairs Division Acronyms

Admin: Administrative

OIPA Investigation: Office of the Independent Police Auditor is conducting the investigation

S.R.: Supervisor Referral

Tolled: Internal Affairs Investigation is on hold (paused)

Allegation Types

Arrest or Detention

BBP: Bias Based Policing

CUBO: Conduct Unbecoming an Officer

Courtesy

Force

POD: Performance of Duty

Policy Complaint

Policy/Procedure

Racial Animus

Reporting Misconduct

Search or Seizure

Service Review

Supervision

Truthfulness

Workplace Discrimination/Harassment

BART Police Department - Office of Internal Affairs

Investigation Log

IA#:	DATE OCC'D	DATE REC'D	ALLEGATION	MISC	INVESTIGATOR	STATUS	5 Month Date	Due Date
IA2018-001	1/3/2018	1/3/2018	Force (OIS)		Lt. Salas	Tolled	6/4/2018	
IA2018-060	7/22/2018	7/23/2018	Service Review		Lt. Salas	Tolled	12/23/2018	
IA2020-017	2/15/2020	2/15/2020	Force		Sgt. Spears	Tolled	7/16/2020	2/15/2021
IA2021-081	12/31/2019	10/13/2021	Force		Sgt. Turner	Tolled	3/14/2022	10/13/2022
IA2021-099	11/24/2021	11/26/2021	CUBO, Force		Sgt. Spears	In Progress	5/28/2022	11/26/2022
IA2022-004	2/3/2022	2/4/2022	Force, CUBO, POD		Sgt. Turner	Tolled	7/6/2022	2/4/2023
IA2022-005	2/8/2022	2/8/2022	Search/Seizure, CUBO, BWC Violation, BBP, Detention	OIPA Intake #22-09	Sgt. Spears	In Progress	7/10/2022	2/8/2023
IA2022-006	2/8/2022	2/8/2022	POD, CUBO, BWC Violation		Sgt. Vuong	In Progress	7/10/2022	2/8/2023
IA2022-010	2/20/2022	3/2/2022	Arrest/Detention, Search or Seizure, CUBO, BBP		Sgt. Turner	In Progress	8/1/2022	3/2/2023
IA2022-011	3/2/2022	3/3/2022	POD, CUBO		Sgt. Turner	In Progress	8/2/2022	3/3/2023
IA2022-012	3/12/2022	3/12/2022	BBP, CUBO		Sgt. Vuong	In Progress	8/13/2022	3/12/2023
IA2022-013	3/8/2022	3/8/2022	Force, BBP		Sgt. Turner	In Progress	8/13/2022	3/8/2023

IA2022-015	3/20/2022	3/21/2022	Force, CUBO		Sgt. Vuong	In Progress	8/20/2022	3/21/2023
IA2022-016	4/7/2022	4/7/2022	POD, CUBO	OIPA deferred to IA #22-12	Sgt. Vuong	In Progress	9/6/2022	4/7/2023
				Admin Closure				
IA2022-017	4/9/2022	4/12/2022	POD		Sgt. Turner	In Progress	9/11/2022	4/12/2023
IA2022-018	12/30/2019	4/10/2022	Arrest/Detention, Policy/Procedure, Force, CUBO	OIPA deferred to IA #22-15	Sgt. Turner	In Progress	9/9/2022	4/10/2023
IA2022-019	4/11/2022	4/11/2022	BBP, BWC Violation	OIPA deferred to IA #22-14	Sgt. Vuong	In Progress	9/10/2022	4/11/2023
IA2022-020	4/12/2022	4/12/2022	BBP, Policy/Procedure	OIPA deferred to IA #22-16	Sgt. Turner	In Progress	9/13/2022	4/12/2023
IA2022-022	4/17/2022	4/17/2022	CUBO, BBP, BWC Violation		Sgt. Vuong	In Progress	9/17/2022	4/17/2023
IA2022-023	3/14/2022	3/14/2022	Force, CUBO		Sgt. Vuong	In Progress	8/13/2022	3/14/2023
IA2022-024	4/22/2022	4/22/2022	CUBO		Sgt. Turner	In Progress	9/21/2022	4/22/2023
IA2022-025	4/25/2022	4/25/2022	BBP, POD, BWC Violation, CUBO		Sgt. Vuong	In Progress	9/24/2022	4/25/2023
IA2022-027	4/30/2022	4/30/2022	Force, CUBO		Sgt. Vuong	In Progress	10/9/2022	4/30/2023
IA2022-030	11/22/2021	5/12/2022	POD, CUBO		Sgt. Turner	In Progress	10/11/2022	5/12/2023
IA2022-031	4/21/2022	4/21/2022	Force, CUBO		Sgt. Vuong	In Progress	10/15/2022	4/21/2023

IA2022-033	5/14/2022	5/20/2022	CUBO		Sgt. Turner	In Progress	10/19/2022	5/20/2023
IA2022-035	5/24/2022	5/24/2022	Force, BBP		Sgt. Vuong	In Progress	10/23/2022	5/24/2023
IA2022-036	5/26/2022	5/26/2022	POD		Sgt. Turner	In Progress	10/26/2022	5/26/2023
IA2022-037	5/23/2022	5/30/2022	Force, CUBO		Sgt. Vuong	In Progress	10/30/2022	5/30/2023
IA2022-038	5/30/2022	5/31/2022	Force, BBP		Sgt. Vuong	In Progress	10/30/2022	5/31/2023
IA2022-039	5/24/2022	5/24/2022	Force		Sgt. Turner	In Progress	10/23/2022	5/24/2023
IA2022-040	6/1/2022	6/1/2022	Force, POD, BWC Violation, Policy/Procedure, CUBO		Sgt. Turner	In Progress	11/5/2022	6/1/2023
IA2022-041	6/6/2022	6/7/2022	CUBO, Workplace Discrimination/ Harrassment		Sgt. Turner	In Progress	11/6/2022	6/7/2023
IA2022-042	6/3/2022	6/3/2022	Force, CUBO, Search, BBP		Sgt. Vuong	In Progress	11/2/2022	6/3/2023
IA2022-043	6/2/2022	6/8/2022	Force	Retained by OIPA #22-25	OIPA	OIPA Investigation	11/7/2022	6/8/2023
IA2022-044	6/15/2022	6/16/2022	POD, CUBO, Policy		Sgt. Vuong	In Progress	11/15/2022	6/16/2023
IA2022-045	5/4/2022	6/22/2022	Force, BBP, POD		Sgt. Turner	In Progress	11/21/2022	6/22/2023
IA2022-046	6/21/2022	6/22/2022	CUBO		Sgt. Turner	In Progress	11/22/2022	6/22/2023

IA2022-047	6/29/2022	6/30/2022	CUBO, POD, Policy/Procedure	OIPA deferred to IA #22-26	Sgt. Vuong	In Progress	11/29/2022	6/30/2023
IA2022-049	6/15/2022	7/2/2022	CUBO, POD, BWC Violation		Sgt. Vuong	In Progress	12/1/2022	7/2/2023
IA2022-050	7/4/2022	7/5/2022	Force, CUBO, Arrest/Detention, Policy/Procedure	OIPA deferred to IA #22-27	Sgt. Vuong	In Progress	12/4/2022	7/5/2023
IA2022-051	6/28/2022	7/1/2022	CUBO, POD		Sgt. Turner	In Progress	11/30/2022	7/1/2023
IA2022-052	7/12/2022	7/13/2022	CUBO, POD		Sgt. Turner	In Progress	12/12/2022	7/13/2023
IA2022-053	7/5/2022	7/5/2022	Force		Sgt. Vuong	In Progress	12/17/2022	7/5/2023
IA2022-054	7/21/2022	7/21/2022	Courtesy	S.R.	Sgt. Vuong	In Progress	12/21/2022	7/21/2023
IA2022-055		7/18/2022	Truthfulness, CUBO	OIPA deferred to IA #22-28	Sgt. Vuong	In Progress	12/17/2022	7/18/2023
IA2022-056	7/30/2022	7/30/2022	Policy/Procedure	OIPA deferred to IA #22-29 S.R.?	Sgt. Turner	In Progress	12/29/2022	7/30/2023
IA2022-057	8/5/2022	8/5/2022	POD		Sgt. Turner	In Progress	1/4/2023	8/5/2023
IA2022-058	7/22/2022	8/1/2022	Force, CUBO		Sgt. Turner	In Progress	12/31/2022	8/1/2023
IA2022-059	8/9/2022	8/9/2022	CUBO, BBP, Arrest/Detention		Sgt. Turner	In Progress	1/8/2023	8/9/2023

IA2022-060	8/8/2022	8/8/2022	POD	Possible Admin Closure	Sgt. Vuong	In Progress	1/7/2023	8/8/2023
IA2022-061	8/10/2022	8/10/2022	CUBO	S.R.?	Sgt. Vuong	In Progress	1/9/2023	8/10/2023
IA2022-062	8/11/2022	8/11/2022	BBP, CUBO		Sgt. Turner	In Progress	1/10/2023	8/11/2023
IA2022-063	12/29/2021	8/17/2022	Arrest/Detention	OIPA deferred to IA #22-30	Sgt. Turner	In Progress	1/16/2023	8/17/2023
IA2022-064	8/20/2022	8/20/2022	Force		Sgt. Vuong	In Progress	1/20/2023	8/20/2023
IA2022-065	Unk	8/19/2022	Unknown	Admin closure	Sgt. Turner	In Progress	1/18/2023	8/19/2023
IA2022-066	8/19/2022	8/22/2022	Force, POD, CUBO		Sgt. Vuong	In Progress	1/21/2023	8/22/2023
IA2022-067	7/1/2022	9/1/2022	Bias-Based Policing		Sgt. Turner	In Progress	2/1/2023	9/1/2023
IA2022-068	9/1/2022	9/5/2022	Force, BBP		Sgt. Turner	In Progress	2/1/2023	9/5/2023
IA2022-069	9/5/2022	9/5/2022	Force		Sgt. Vuong	In Progress	2/4/2023	9/5/2023
IA2022-070	4/13/2022	9/6/2022	POD, Policy/Procedure	Retained by OIPA #22-32	OIPA	In Progress	2/5/2023	9/6/2023
IA2022-071	8/9/2022	9/13/2022	Force, CUBO Arrest/Detention		Sgt. Vuong	In Progress	2/12/2023	9/13/2023
IA2022-072	9/19/2022	9/19/2022	Force/BBP		Sgt. Turner	In Progress	2/18/2023	9/19/2023
IA2022-073	9/25/2022	9/27/2022	CUBO, BIAS, POD		Sgt. Vuong	In Progress	2/26/2023	9/27/2023

IA2022-074	9/13/2022	9/23/2022	POD	S.R.?	Sgt. Turner	In Progress	2/27/2023	9/23/2023
IA2022-075	9/24/2022	9/28/2022	Policy/Procedure		Sgt. Vuong	In Progress	2/27/2023	9/28/2023
IA2022-076	9/29/2022	9/29/2022	Policy/Procedure, Courtesy, Force, BBP, CUBO, Arrest/Detention	Retained by OIPA #22-34	OIPA	In Progress	2/28/2023	9/29/2023
IA2022-077	8/30/2022	9/30/2022	Force		Sgt. Turner	In Progress	3/1/2023	9/30/2023
IA2022-078	9/24/2022	9/24/2022	Bias-Based Policing		Sgt. Turner	In Progress	9/24/2022	9/24/2023
IA2022-079	10/13/2022	10/14/2022	Force, BWC		Sgt. Turner	In Progress	10/13/2022	10/14/2023
IA2022-080	3/19/2018	10/14/2022	POD, BBP, Policy/Procedure	Retained by OIPA #22-35	OIPA	In Progress	10/18/2022	10/14/2023
IA2022-081	10/17/2022	10/18/2022	Arrest/Detention, Force		Sgt. Vuong	In Progress	10/18/2022	10/18/2023
IA2022-082	8/29/2022	8/30/2022	Force, BBP		Sgt. Turner	In Progress	1/30/2023	8/30/2023
IA2022-083	9/16/2022	9/16/2022	Force, BBP, CUBO		Sgt. Turner	In Progress	3/21/2023	9/16/2023
IA2022-084	9/16/2022	10/24/2022	Force		Sgt. Vuong	In Progress	3/25/2023	10/24/2023
IA2022-085	10/20/2022	10/25/2022	CUBO		Sgt. Turner	In Progress	3/26/2023	10/25/2023
IA2022-086	11/8/2022	11/8/2022	Force		Sgt. Turner	In Progress	4/10/2023	11/8/2023
IA2022-087	11/2/2022	11/3/2022	CUBO		Sgt. Vuong	In Progress	4/10/2023	11/3/2023

IA2022-088	11/10/2022	11/10/2022	Arrest/Detention Force Search/Seizure Policy/Procedure Courtesy Bias Based Policing	OIPA deferred to IA #22-37	Sgt. Vuong	In Progress	4/17/2023	11/10/2023
IA2022-089	11/1/2022	11/17/2022	Arrest/Detention CUBO		Sgt. Vuong	In Progress	4/18/2023	11/17/2023
IA2022-090								12/31/1900
IA2022-091	10/24/2022	12/2/2022	Arrest/Detention		Sgt. Turner	In Progress	5/2/2023	12/2/2023
IA2022-092	12/3/2022	12/5/2022	Courtesy		Sgt. Vuong	In Progress	5/6/2023	12/5/2023
IA2022-093	12/6/2022	12/6/2022	CUBO		Sgt. Turner	In Progress	5/7/2023	12/6/2023
IA2022-094	11/30/2022	11/30/2022	CUBO, POD		Sgt. Turner	In Progress	5/21/2023	11/30/2023

BART Watch - 2022

	Jan	Feb	Mar	Apr	May	Jun	Jul	Aug	Sep	Oct	Nov	Dec	YTD
Crime in Progress	23	15	31	24	29	24	31	28	36	38	31	46	356
Disruptive Behavior	277	253	332	306	313	332	273	322	416	344	337	379	3,884
Drug Use	150	121	202	225	212	225	233	312	347	311	312	382	3,032
Human Trafficking	2	2	0	2	1	4	0	1	1	1	3	1	18
Illegally Parked Vehicle	2	2	2	5	2	2	0	8	6	12	3	3	47
Aggressive Panhandling	6	5	10	10	9	12	1	8	8	9	10	9	97
Report a Crime Tip	7	9	8	5	4	6	8	12	11	7	8	13	98
Robbery/Theft	5	6	7	5	11	11	7	6	22	9	6	12	107
Sexual Assault/Lewd Behavior	6	2	8	10	9	4	7	9	16	18	5	15	109
Suspicious Activity	45	29	51	45	50	40	48	58	63	54	58	44	585
Unattended Bag or Package	6	10	17	15	15	5	29	17	14	23	12	18	181
Unsecure Door	8	5	4	2	9	4	6	8	13	7	2	16	84
Vandalism	20	32	41	34	35	37	35	49	40	55	45	49	472
Welfare Check	64	62	90	87	94	107	90	80	95	101	88	111	1,069
Unwanted Sex Harassment	5	3	3	3	3	5	5	5	5	7	5	3	52
Total	626	556	806	778	796	818	773	923	1,093	996	925	1,101	10,191
Text-a-Tip	1,557	1,511	495	493	545	582	516	626	606	631	583	626	8,771

Total Downloads: **107,472**