

# BART POLICE DEPARTMENT



## October 2021

### MONTHLY REPORT



# Bay Area Rapid Transit Police Department

101 8th St, Oakland, CA, 94607 (510) 464-7000 [www.bart.gov/police](http://www.bart.gov/police)

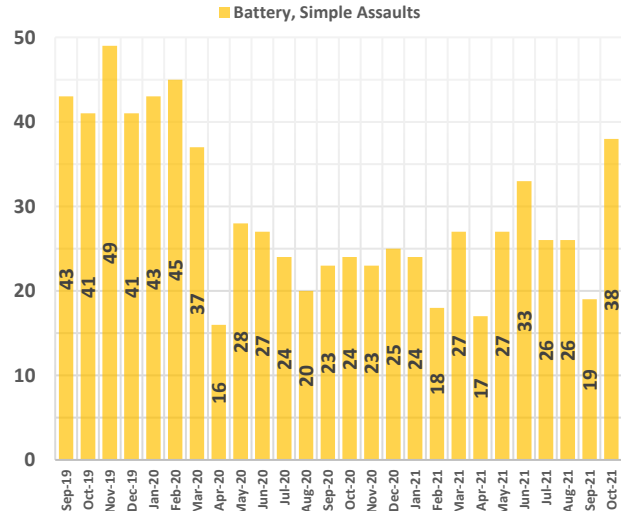
October 2021 Performance Measurement Review - Systemwide

PART 1 UCR Crime	2015	2016	2017	2018	2019	2020	YTD 2020	YTD 2021	PCT %
Homicide	1	1	0	3	2	0	0	0	-%
Rape	3	4	8	3	7	5	3	4	+33%
Robbery	161	232	290	345	378	252	211	116	-45%
Aggravated Assault	73	93	125	130	112	95	85	60	-29%
<b>Violent Crime Subtotal</b>	<b>238</b>	<b>330</b>	<b>423</b>	<b>481</b>	<b>499</b>	<b>352</b>	<b>299</b>	<b>180</b>	<b>-40%</b>
Burglary (Structural)	4	12	15	18	16	12	11	11	0%
Larceny & Auto Burglary	2,325	2,217	2,593	2,565	3,177	1,038	914	705	-23%
Auto Theft	480	480	420	348	247	100	91	96	+5%
Arson	0	1	4	4	4	4	4	1	-75%
<b>Property Crime Subtotal</b>	<b>2,809</b>	<b>2,710</b>	<b>3,032</b>	<b>2,935</b>	<b>3,444</b>	<b>1,154</b>	<b>1,020</b>	<b>813</b>	<b>-20%</b>
<b>TOTAL</b>	<b>3,047</b>	<b>3,040</b>	<b>3,455</b>	<b>3,416</b>	<b>3,943</b>	<b>1,506</b>	<b>1,319</b>	<b>993</b>	<b>-25%</b>

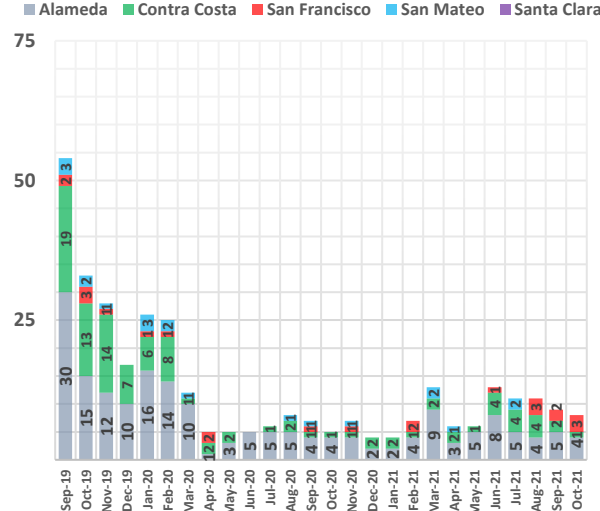
## Part 1 Crimes: Top Five Stations

October 2021 A60/HAS M10/OWS A30/COS R60/RIS K30/MAS  
 Full Year 2020 A30/COS A20/FVS M60/TFS M50/SSS A60/HAS

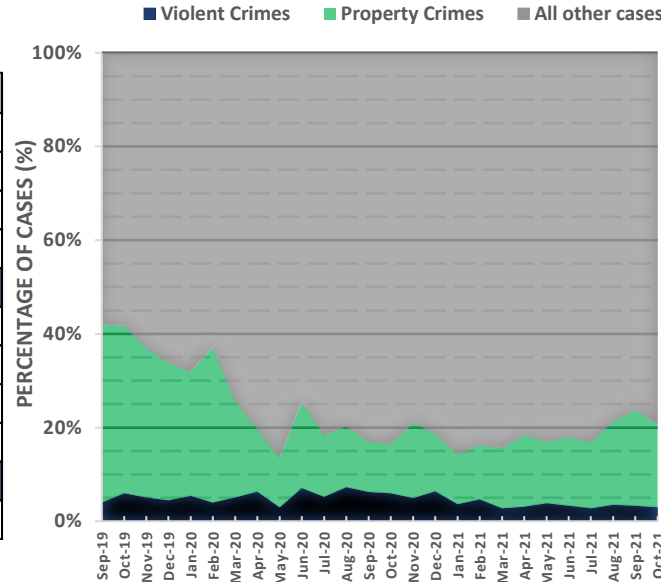
### BATTERY & ASSAULT ON BART



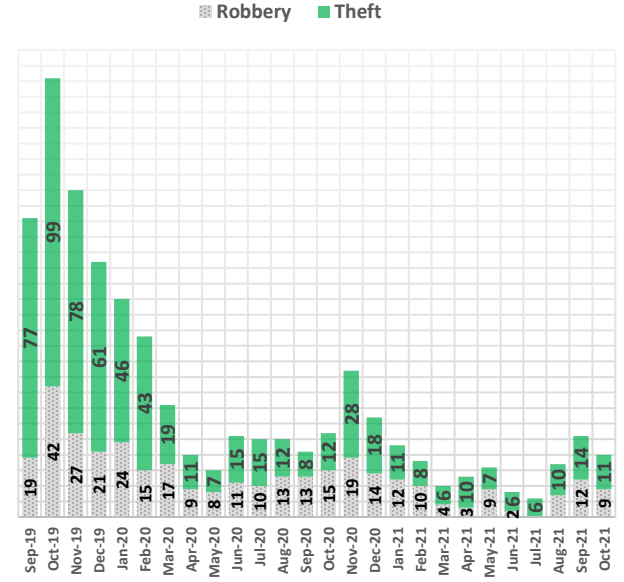
### BICYCLE THEFT



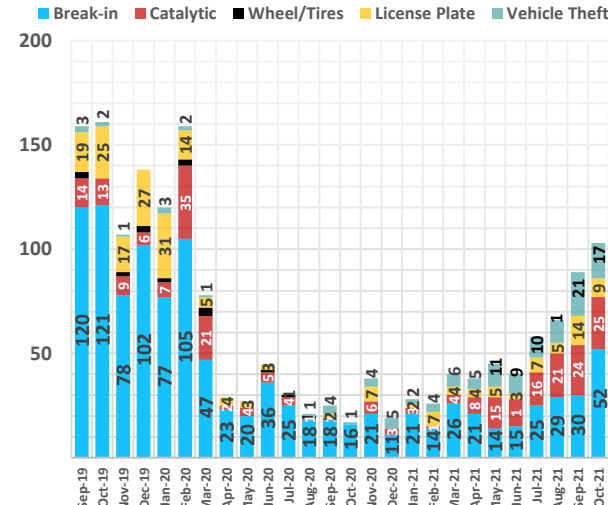
## PART 1 CRIME OVERALL



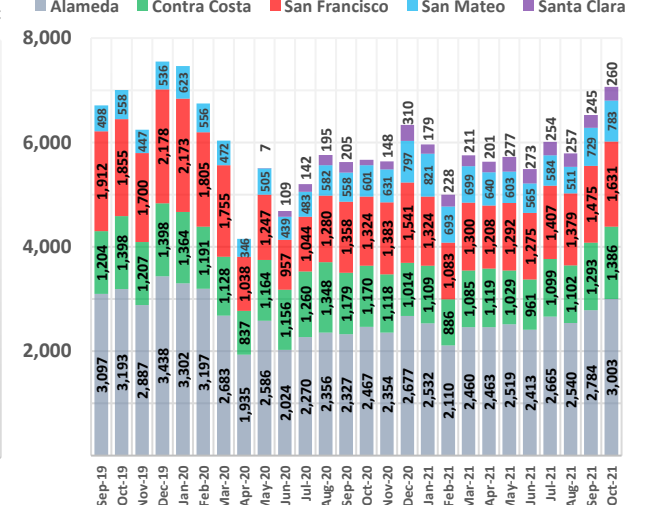
## ELECTRONIC THEFT



## VEHICLE CRIME



## CALLS TO DISPATCH



**Preface:** The data is retrieved from the BART Police Database and remains unaudited until corrections. Numbers may differ from the reported data in the Uniform Crime Reporting (UCR) program.

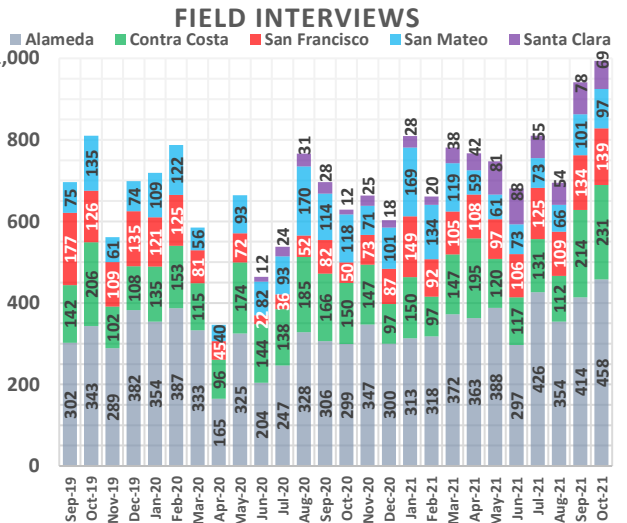
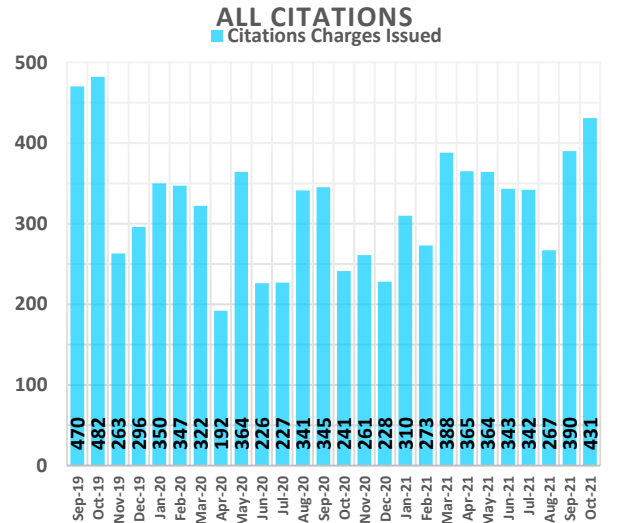
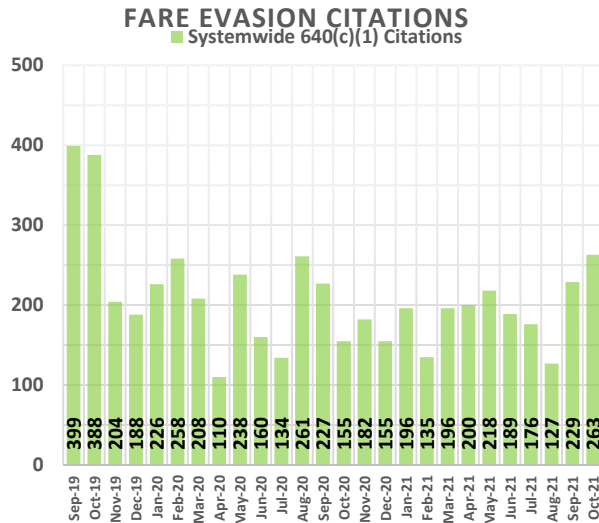
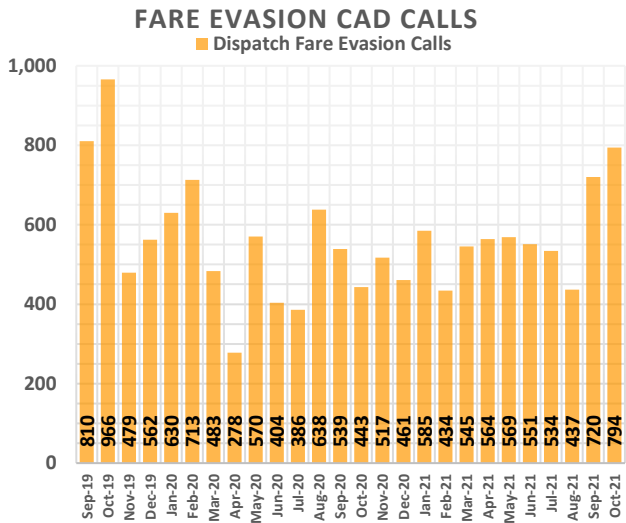
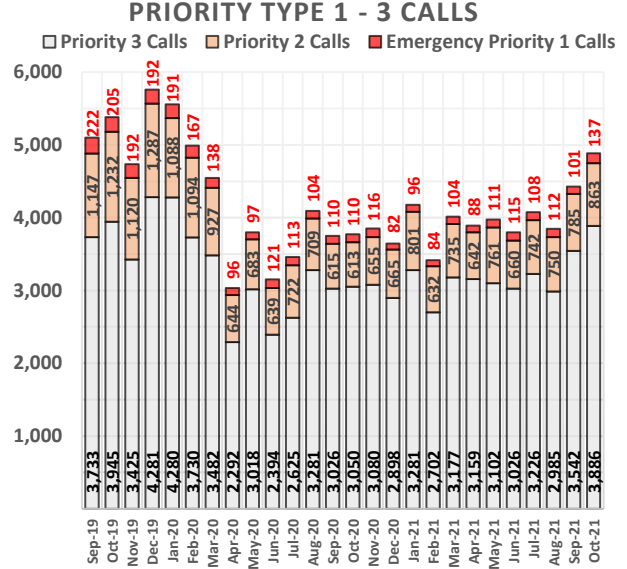
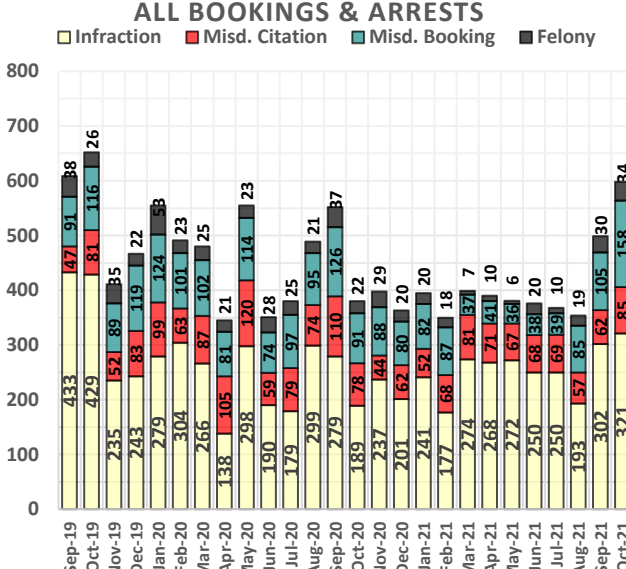
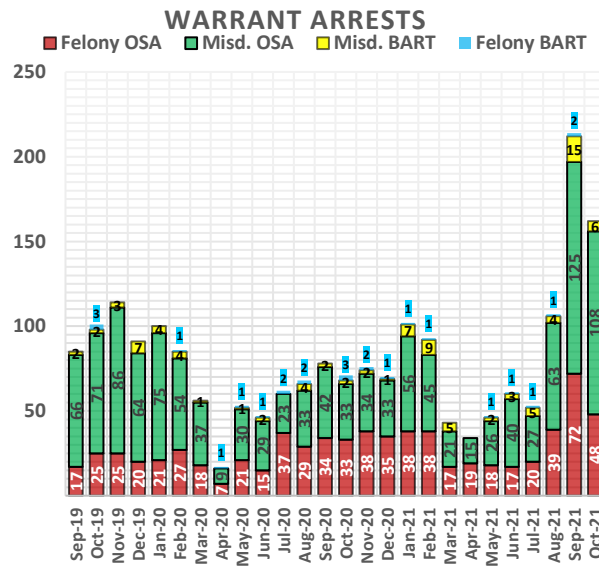
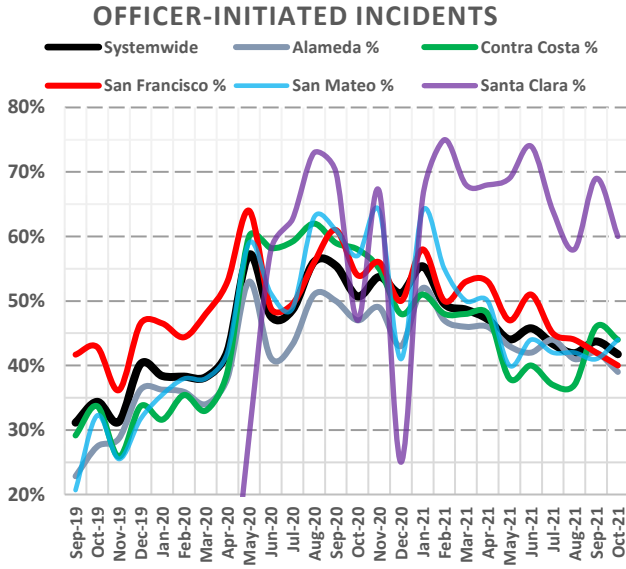
Late reporting, the reclassification or unbounding of crimes, can affect crime statistics. Overtime costs are projected numbers. Information provided on the reports are subject to change.



# Bay Area Rapid Transit Police Department

101 8th St, Oakland, CA, 94607 (510) 464-7000 [www.bart.gov/police](http://www.bart.gov/police)

October 2021 Performance Measurement Review - **Systemwide**



**Preface:** The data is retrieved from the BART Police Database and remains unaudited until corrections. Numbers may differ from the reported data in the Uniform Crime Reporting (UCR) program.

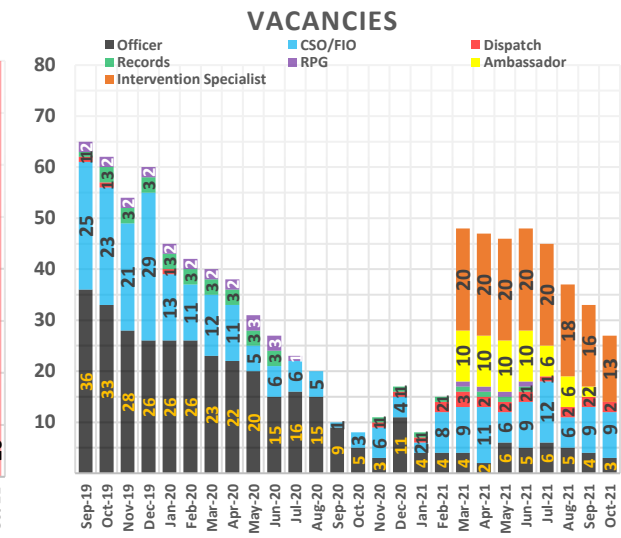
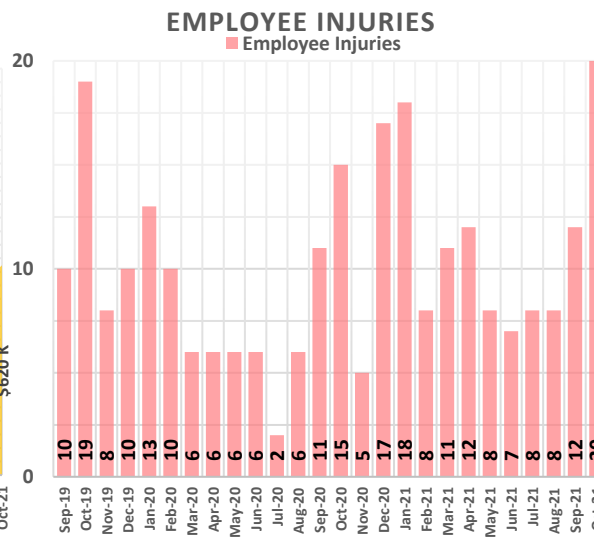
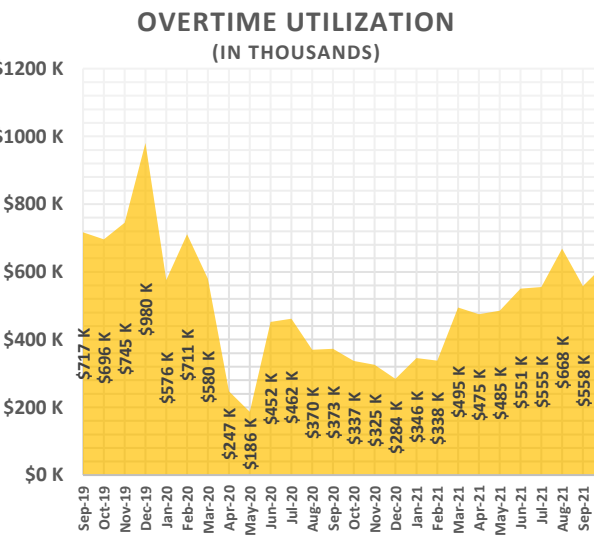
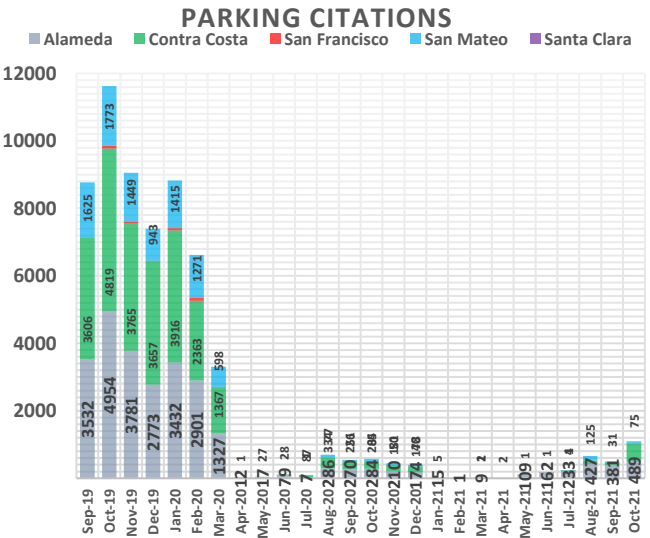
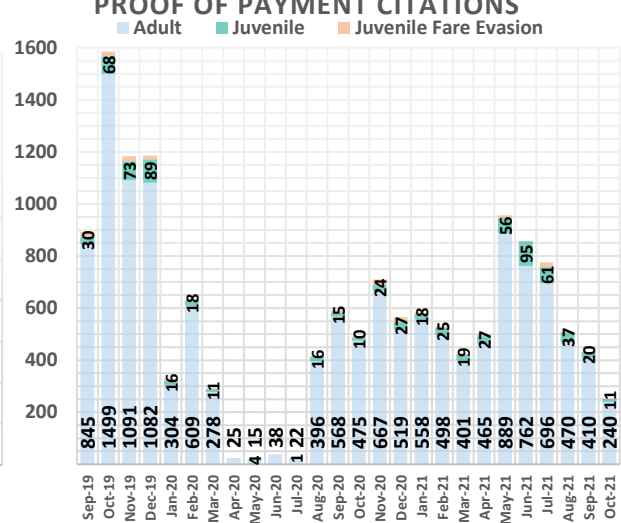
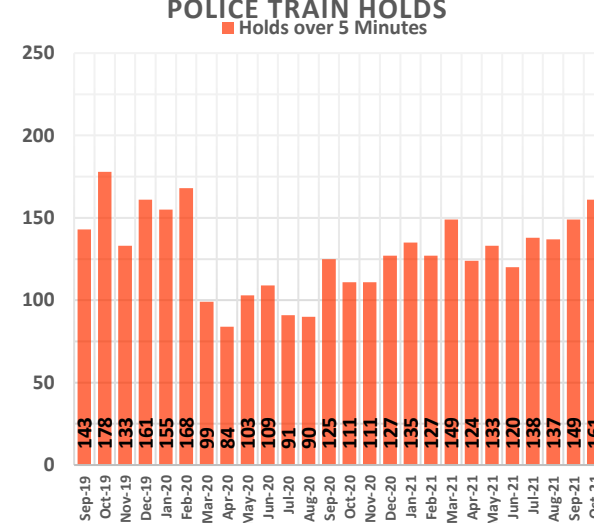
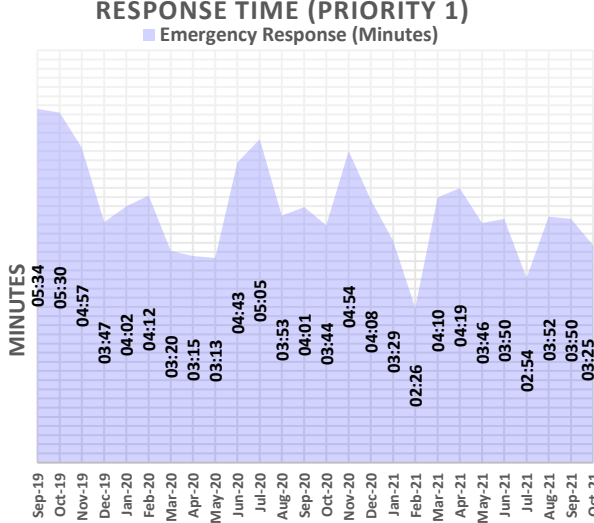
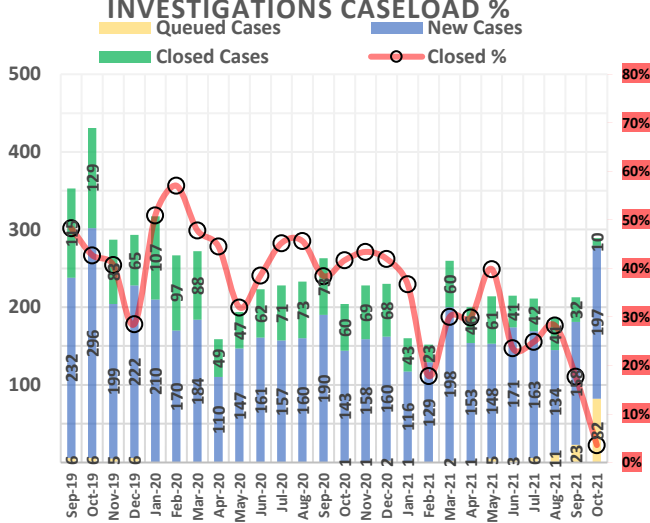
Late reporting, the reclassification or unbounding of crimes, can affect crime statistics. Overtime costs are projected numbers. Information provided on the reports are subject to change.



# Bay Area Rapid Transit Police Department

101 8th St, Oakland, CA, 94607 (510) 464-7000 [www.bart.gov/police](http://www.bart.gov/police)

## October 2021 Performance Measurement Review - Systemwide



**Preface:** The data is retrieved from the BART Police Database and remains unaudited until corrections. Numbers may differ from the reported data in the Uniform Crime Reporting (UCR) program. Late reporting, the reclassification or unbounding of crimes, can affect crime statistics. Overtime costs are projected numbers. Information provided on the reports are subject to change.

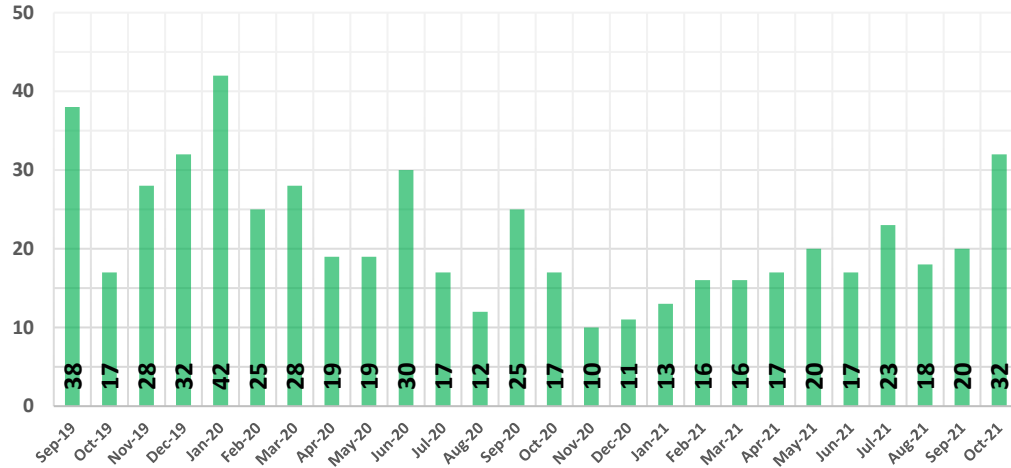


# Bay Area Rapid Transit Police Department

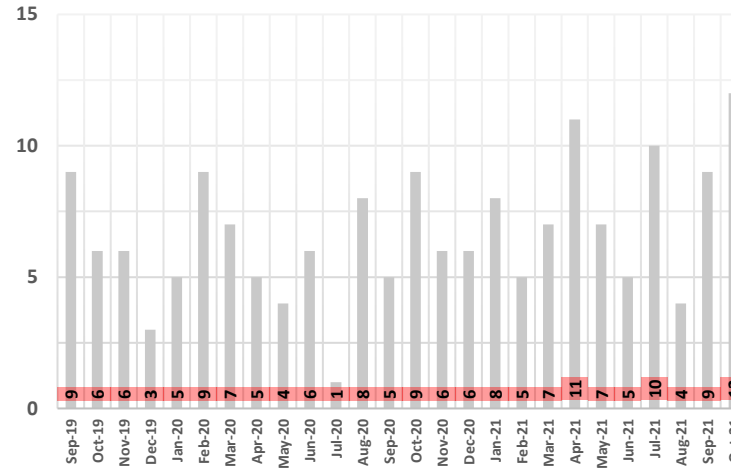
101 8th St, Oakland, CA, 94607 (510) 464-7000 [www.bart.gov/police](http://www.bart.gov/police)

October 2021 Performance Measurement Review - Systemwide

AB716 - PROHIBITION ORDERS

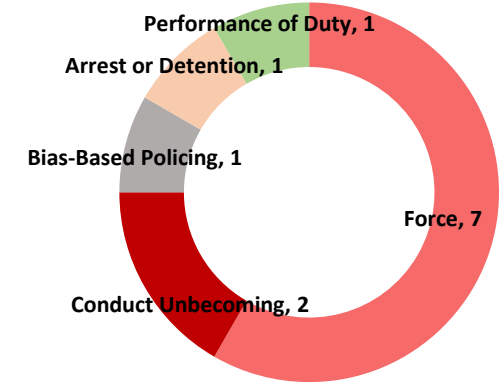


INTERNAL AFFAIRS COMPLAINTS



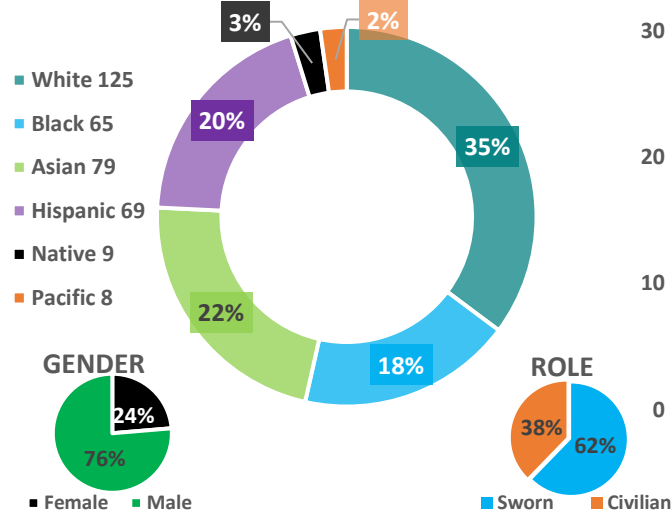
October 2021

IA COMPLAINTS RECEIVED<sup>1</sup>

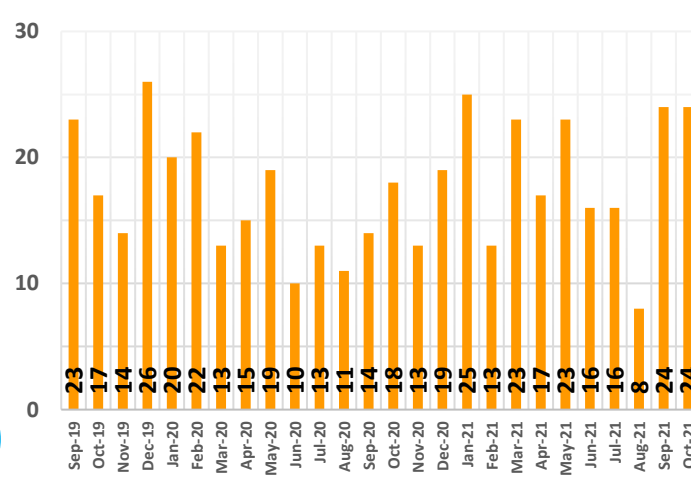


1: Each incident could contain more than one allegation. This chart reflects the most significant allegation per

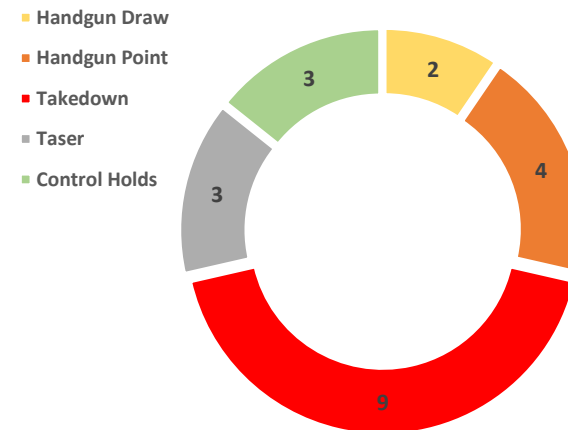
DEPARTMENT ETHNIC DIVERSITY



USE OF FORCE INCIDENTS

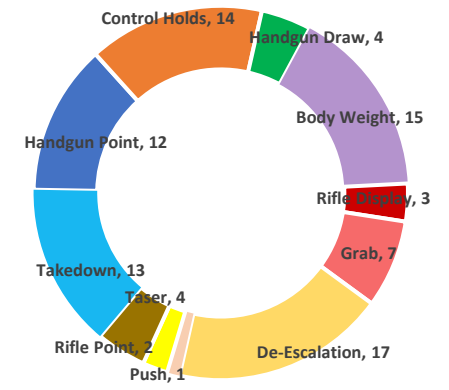


INCIDENT FORCE OPTIONS USED<sup>2</sup>



2: Some incidents involved the use of multiple force options. If two officers involved in the same incident used the same force option, this data would reflect both officers. As an example, if two officers used control holds in the same incident, this data would reflect two separate control holds.

TYPES OF FORCE USED<sup>3</sup>



3: Each incident could contain more than one force option. This chart reflects most significant force options used per incident.



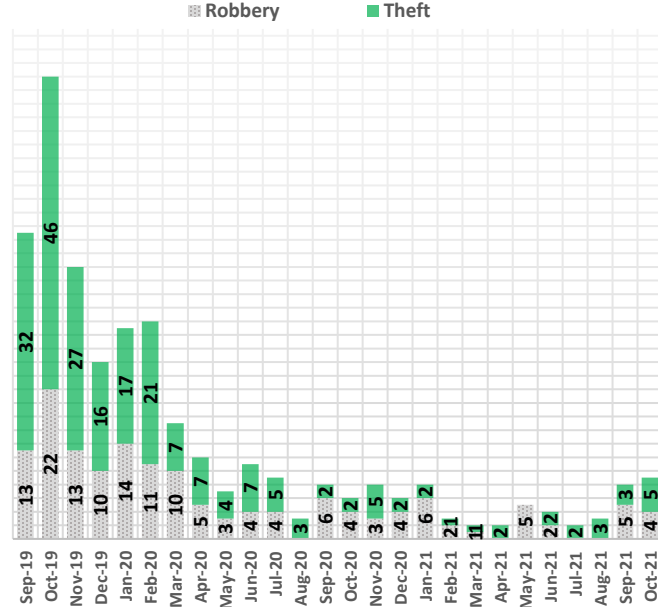
# Bay Area Rapid Transit Police Department

101 8th St, Oakland, CA, 94607 (510) 464-7000 [www.bart.gov/police](http://www.bart.gov/police)

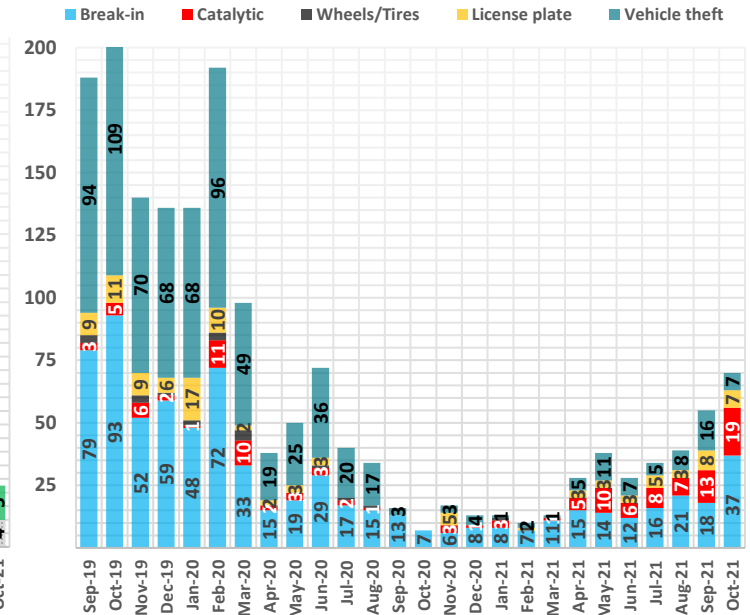
October 2021 Performance Measurement Review - **Alameda County**

PART 1 UCR Crime	2017	2018	2019	2020	YTD 2020	YTD 2021	PCT %
Homicide	0	2	1	0	0	0	-%
Rape	6	3	2	3	3	1	-67%
Robbery	191	211	229	122	109	50	-54%
Aggravated Assault	73	87	52	54	47	28	-40%
<b>Violent Crime Subtotal</b>	<b>270</b>	<b>303</b>	<b>284</b>	<b>179</b>	<b>159</b>	<b>79</b>	<b>-50%</b>
Burglary (Structural)	8	11	13	9	9	6	-33%
Larceny & Auto Burglary	1,471	1,262	1,634	577	532	374	-30%
Auto Theft	266	201	149	56	49	63	+29%
Arson	2	3	5	2	2	0	-100%
<b>Property Crime Subtotal</b>	<b>1,747</b>	<b>1,477</b>	<b>1,801</b>	<b>644</b>	<b>592</b>	<b>443</b>	<b>-25%</b>
<b>TOTAL</b>	<b>2,017</b>	<b>1,780</b>	<b>2,085</b>	<b>823</b>	<b>751</b>	<b>522</b>	<b>-30%</b>

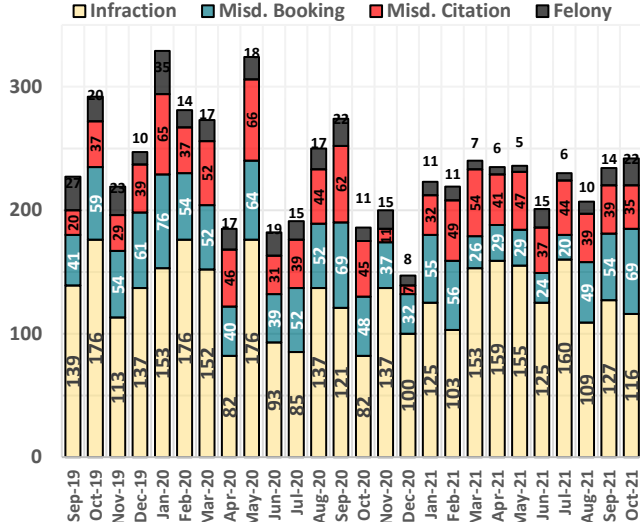
## ALAMEDA ELECTRONIC THEFT



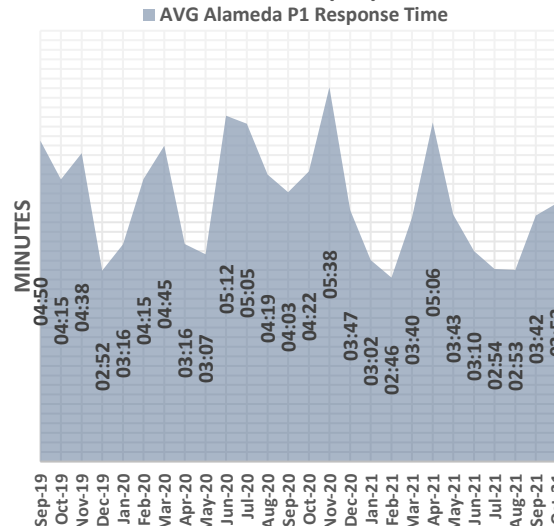
## ALAMEDA VEHICLE CRIME



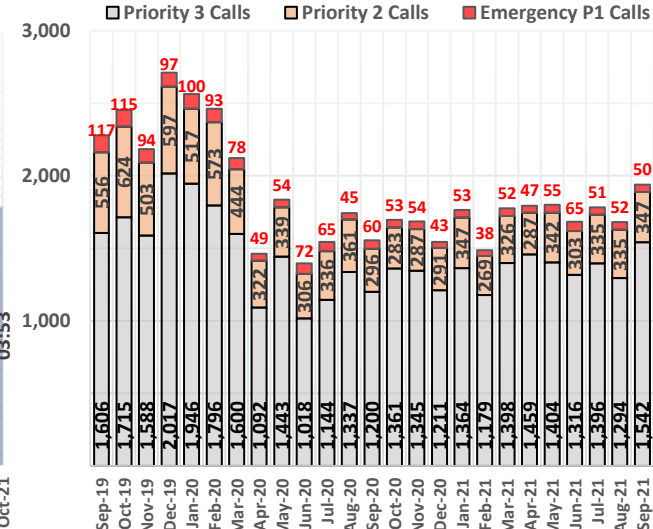
## ALAMEDA ARRESTS & CITATIONS



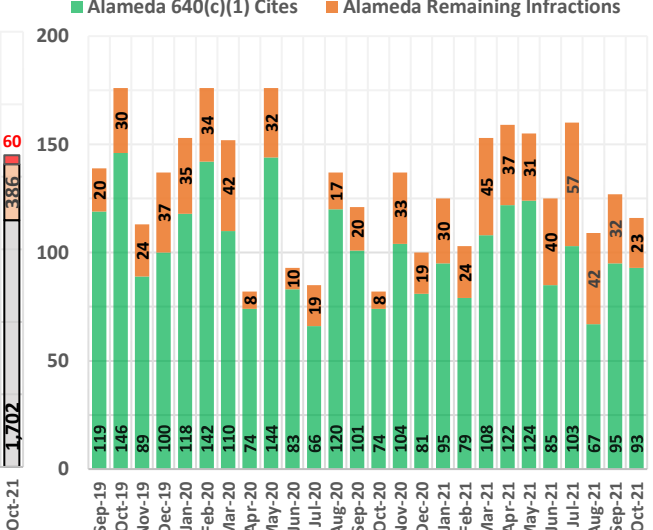
## RESPONSE TIME (P1) AVG



## ALAMEDA PRIORITY 1 - 3 CALLS



## ALAMEDA FARE EVASION



**Preface:** The data is retrieved from the BART Police Database and remains unaudited until corrections. Numbers may differ from the reported data in the Uniform Crime Reporting (UCR) program.

Late reporting, the reclassification or unfounding of crimes, can affect crime statistics. Overtime costs are projected numbers. Information provided on the reports are subject to change.



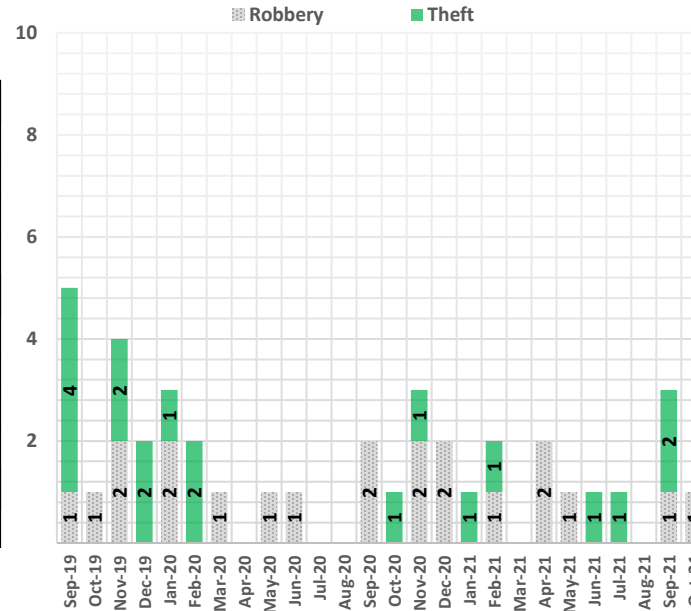
# Bay Area Rapid Transit Police Department

101 8th St, Oakland, CA, 94607 (510) 464-7000 [www.bart.gov/police](http://www.bart.gov/police)

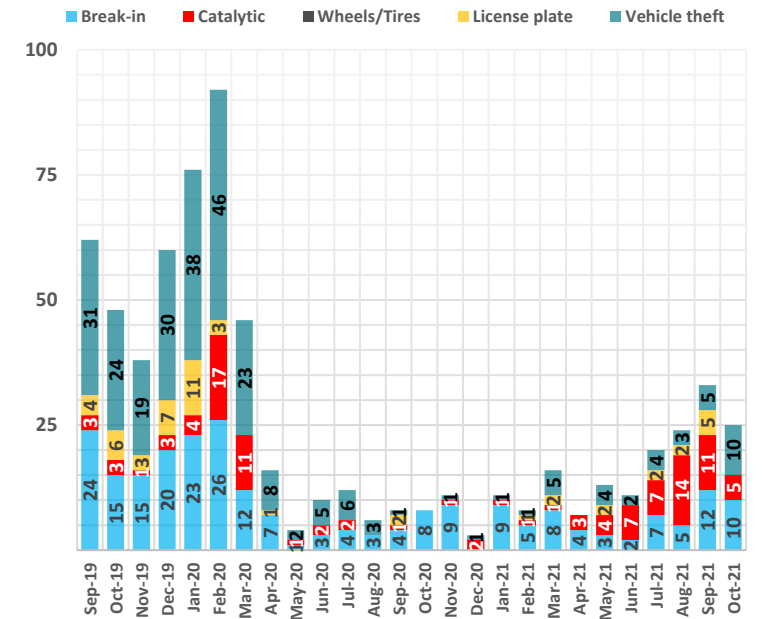
October 2021 Performance Measurement Review - Contra Costa County

PART 1 UCR Crime	2017	2018	2019	2020	YTD 2020	YTD 2021	PCT %
Homicide	0	1	0	0	0	0	-%
Rape	1	0	4	0	0	1	-%
Robbery	35	29	34	23	18	17	-6%
Aggravated Assault	23	20	23	17	15	16	+7%
<b>Violent Crime Subtotal</b>	<b>59</b>	<b>50</b>	<b>61</b>	<b>40</b>	<b>33</b>	<b>34</b>	<b>+3%</b>
Burglary (Structural)	2	1	2	1	0	1	-%
Larceny & Auto Burglary	675	669	592	202	180	176	-2%
Auto Theft	134	124	81	40	38	35	-8%
Arson	3	1	0	0	0	0	-%
<b>Property Crime Subtotal</b>	<b>814</b>	<b>795</b>	<b>675</b>	<b>243</b>	<b>218</b>	<b>212</b>	<b>-3%</b>
<b>TOTAL</b>	<b>873</b>	<b>845</b>	<b>736</b>	<b>283</b>	<b>251</b>	<b>246</b>	<b>-2%</b>

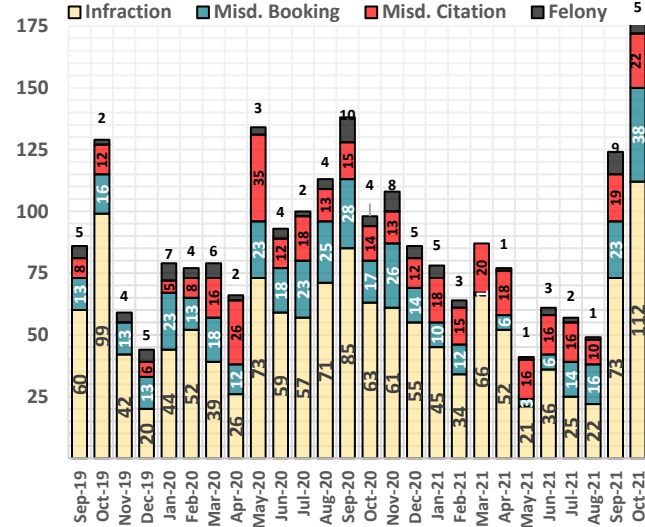
## CONTRA COSTA ELECTRONIC THEFT



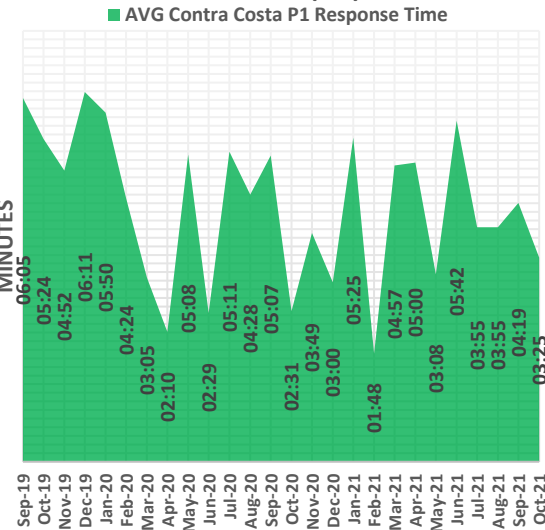
## CONTRA COSTA VEHICLE CRIME



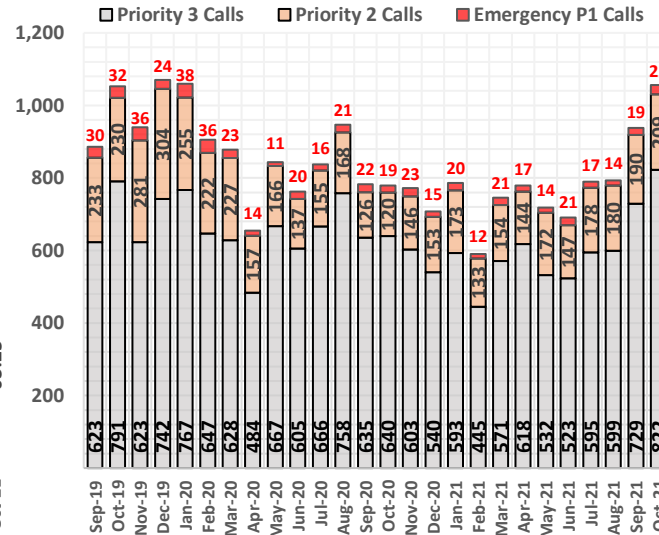
## COCO ARRESTS & CITATIONS



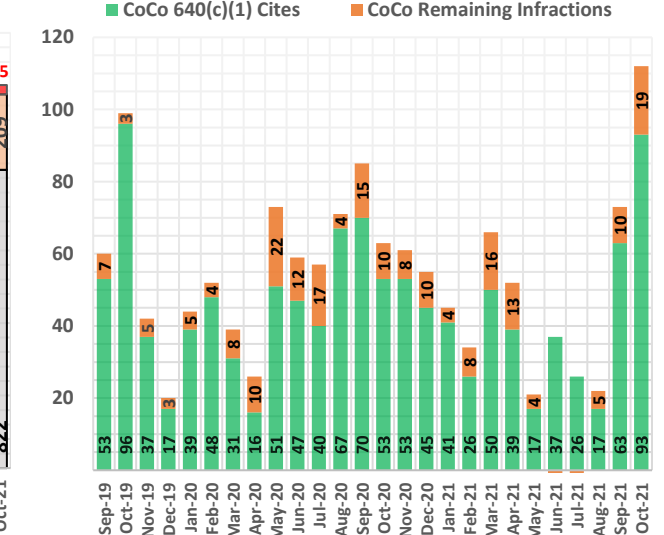
## RESPONSE TIME (P1) AVG



## COCO PRIORITY 1 - 3 CALLS



## COCO FARE EVASION



**Preface:** The data is retrieved from the BART Police Database and remains unaudited until corrections. Numbers may differ from the reported data in the Uniform Crime Reporting (UCR) program.

Late reporting, the reclassification or unfounding of crimes, can affect crime statistics. Overtime costs are projected numbers. Information provided on the reports are subject to change.



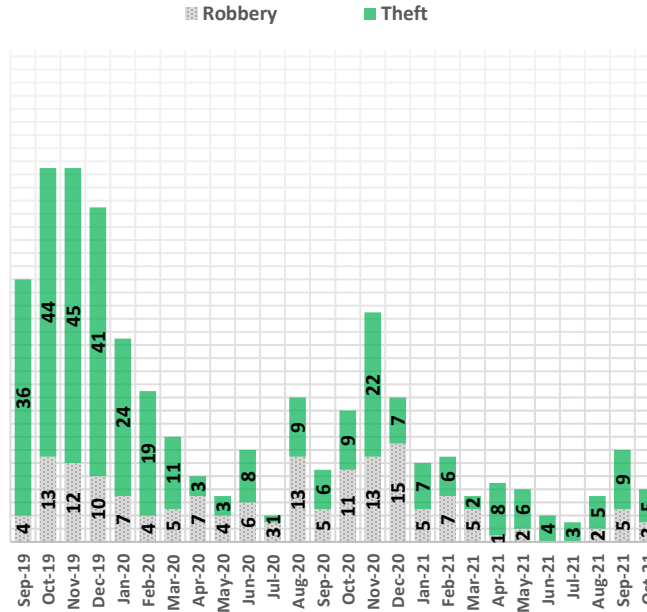
# Bay Area Rapid Transit Police Department

101 8th St, Oakland, CA, 94607 (510) 464-7000 [www.bart.gov/police](http://www.bart.gov/police)

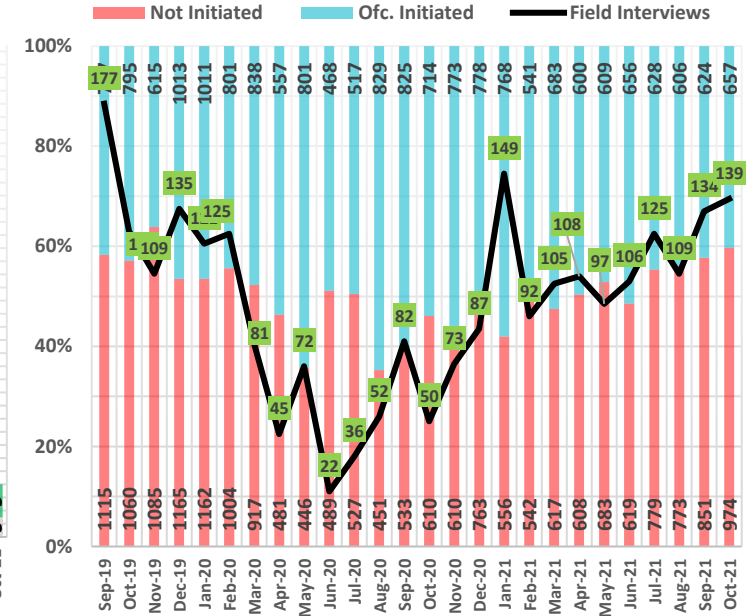
October 2021 Performance Measurement Review - San Francisco County

PART 1 UCR Crime	2017	2018	2019	2020	YTD 2020	YTD 2021	PCT %
Homicide	0	0	0	0	0	0	-%
Rape	0	0	0	4	3	1	-67%
Robbery	49	97	104	101	72	31	-57%
Aggravated Assault	23	18	28	19	16	14	-13%
<b>Violent Crime Subtotal</b>	<b>72</b>	<b>115</b>	<b>132</b>	<b>124</b>	<b>91</b>	<b>46</b>	<b>-49%</b>
Burglary (Structural)	5	6	4	1	1	3	+200%
Larceny & Auto Burglary	244	473	619	200	109	81	-26%
Auto Theft	2	1	1	0	0	0	-%
Arson	0	0	0	1	1	1	0%
<b>Property Crime Subtotal</b>	<b>251</b>	<b>480</b>	<b>624</b>	<b>202</b>	<b>111</b>	<b>85</b>	<b>-23%</b>
<b>TOTAL</b>	<b>323</b>	<b>595</b>	<b>756</b>	<b>326</b>	<b>202</b>	<b>131</b>	<b>-35%</b>

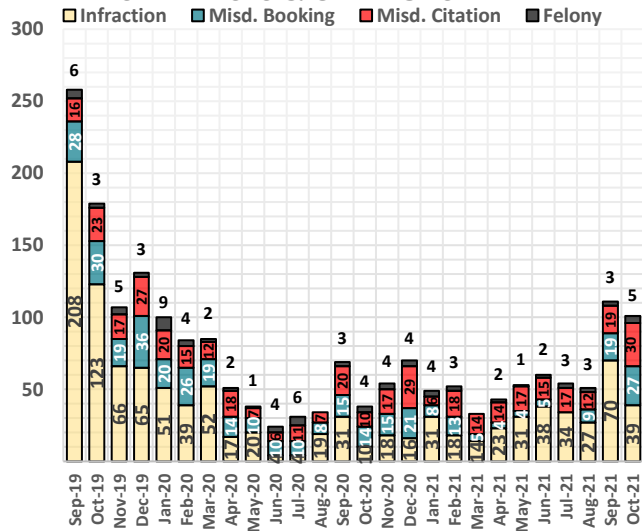
## SAN FRANCISCO ELECTRONIC THEFT



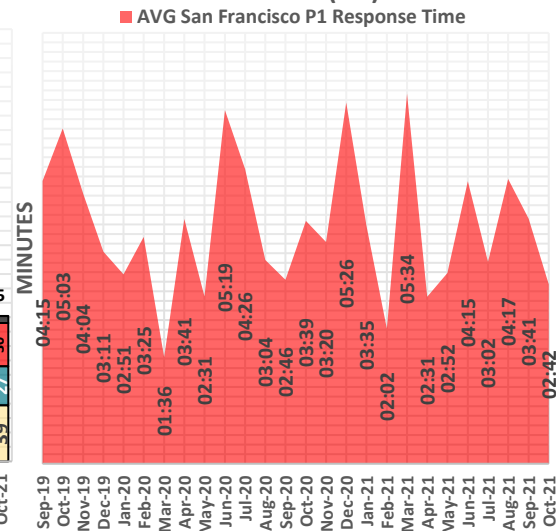
## SF OFFICER-INITIATED INCIDENTS



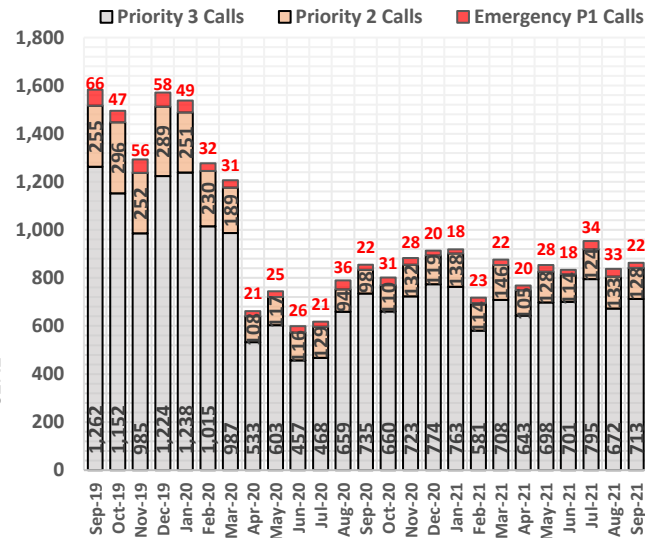
## SF ARRESTS & CITATIONS



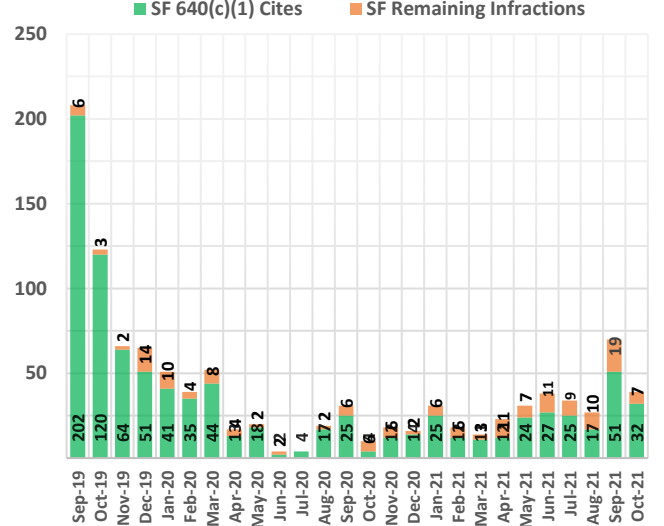
## RESPONSE TIME (P1) AVG



## SF PRIORITY 1 - 3 CALLS



## SAN FRANCISCO FARE EVASION



**Preface:** The data is retrieved from the BART Police Database and remains unaudited until corrections. Numbers may differ from the reported data in the Uniform Crime Reporting (UCR) program.

Late reporting, the reclassification or unbounding of crimes, can affect crime statistics. Overtime costs are projected numbers. Information provided on the reports are subject to change.





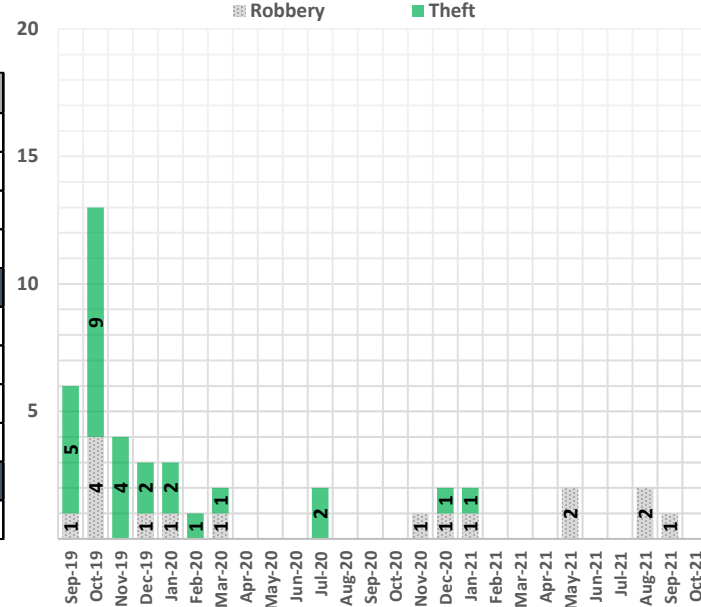
# Bay Area Rapid Transit Police Department

101 8th St, Oakland, CA, 94607 (510) 464-7000 [www.bart.gov/police](http://www.bart.gov/police)

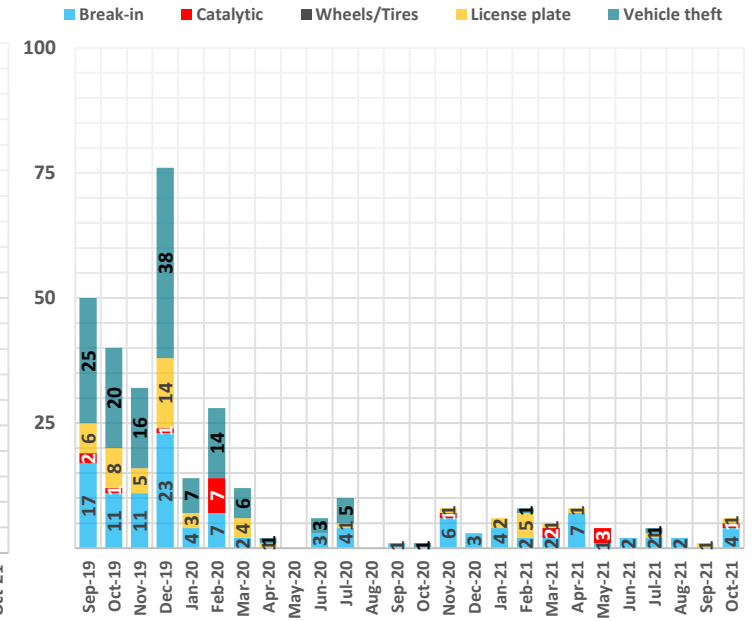
October 2021 Performance Measurement Review - San Mateo County

PART 1 UCR Crime	2017	2018	2019	2020	YTD 2020	YTD 2021	PCT %
Homicide	0	0	0	0	0	0	-%
Rape	1	0	1	1	0	1	-%
Robbery	15	8	13	6	4	9	+125%
Aggravated Assault	6	5	8	4	4	2	-50%
<b>Violent Crime Subtotal</b>	<b>22</b>	<b>13</b>	<b>22</b>	<b>11</b>	<b>8</b>	<b>12</b>	<b>+50%</b>
Burglary (Structural)	0	0	0	1	1	1	0%
Larceny & Auto Burglary	208	161	332	75	62	64	+3%
Auto Theft	18	19	13	4	4	2	-50%
Arson	0	0	0	1	1	0	-100%
<b>Property Crime Subtotal</b>	<b>226</b>	<b>180</b>	<b>345</b>	<b>81</b>	<b>68</b>	<b>67</b>	<b>-1%</b>
<b>TOTAL</b>	<b>248</b>	<b>193</b>	<b>367</b>	<b>92</b>	<b>76</b>	<b>79</b>	<b>+4%</b>

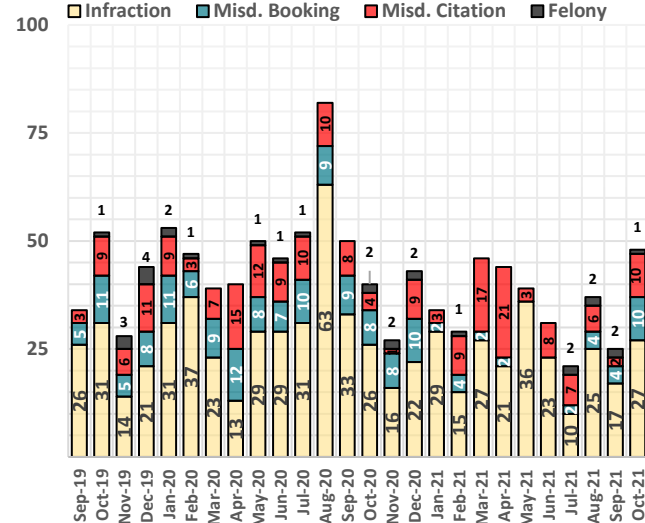
## SAN MATEO ELECTRONIC THEFT



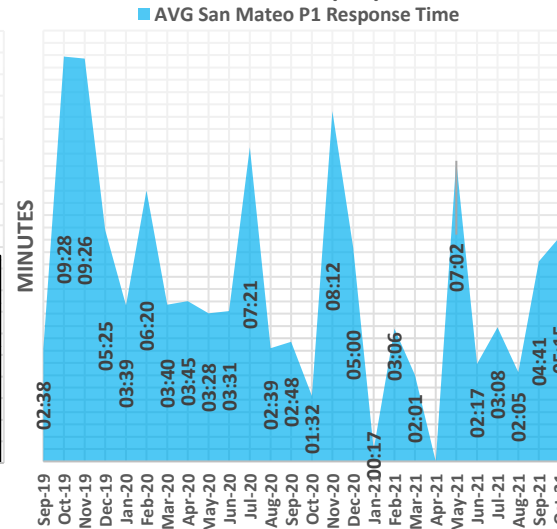
## SAN MATEO VEHICLE CRIME



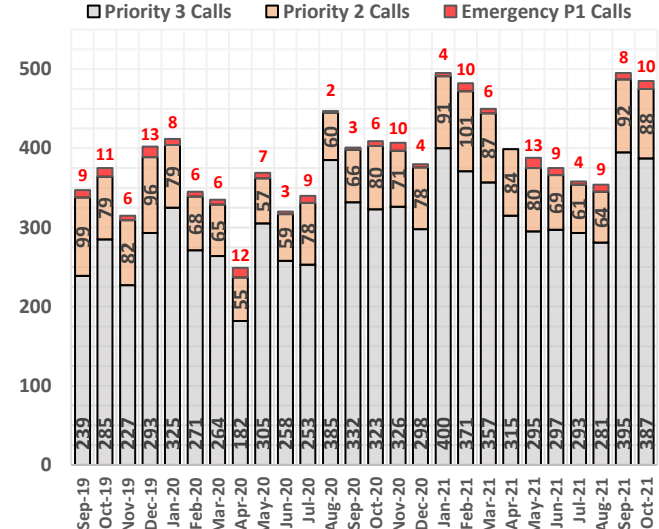
## SMC ARRESTS & CITATIONS



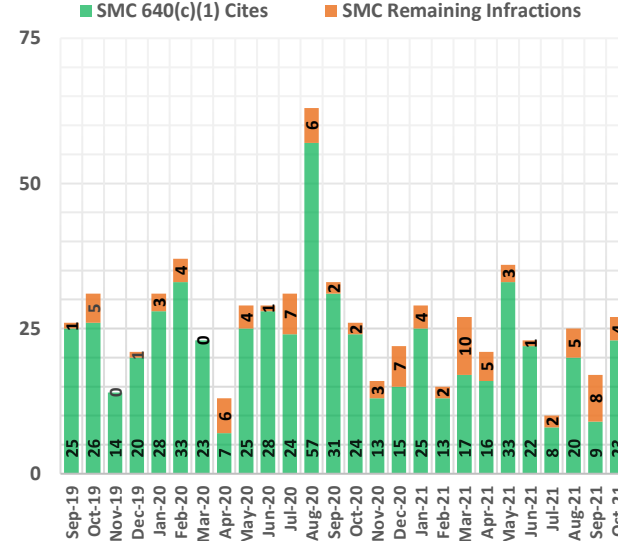
## RESPONSE TIME (P1) AVG



## SMC PRIORITY 1 - 3 CALLS



## SMC FARE EVASION



**Preface:** The data is retrieved from the BART Police Database and remains unaudited until corrections. Numbers may differ from the reported data in the Uniform Crime Reporting (UCR) program.

Late reporting, the reclassification or unbounding of crimes, can affect crime statistics. Overtime costs are projected numbers. Information provided on the reports are subject to change.



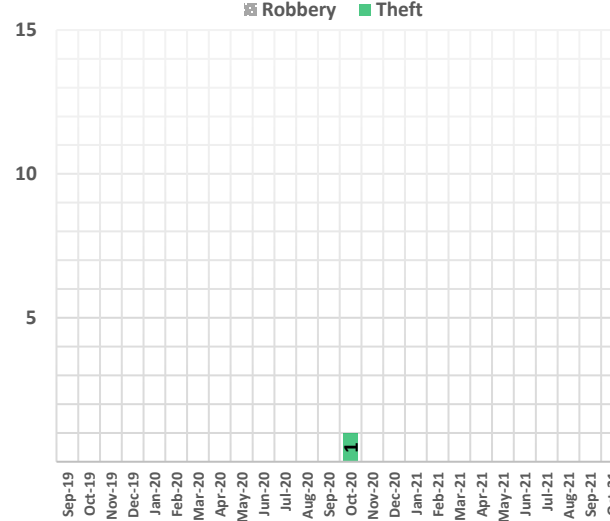
# Bay Area Rapid Transit Police Department

101 8th St, Oakland, CA, 94607 (510) 464-7000 [www.bart.gov/police](http://www.bart.gov/police)

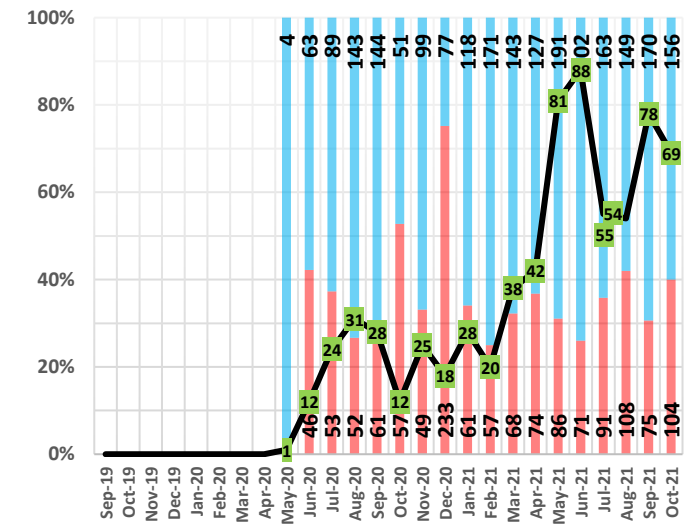
October 2021 Performance Measurement Review - Santa Clara County

PART 1 UCR Crime	2017	2018	2019	2020	YTD 2020	YTD 2021	PCT %
Homicide	-	-	-	-	0	0	-%
Rape	-	-	-	-	0	0	-%
Robbery	-	-	-	-	0	2	-%
Aggravated Assault	-	-	-	1	1	0	-100%
<b>Violent Crime Subtotal</b>	<b>0</b>	<b>0</b>	<b>0</b>	<b>1</b>	<b>1</b>	<b>2</b>	<b>+100%</b>
Burglary (Structural)	-	-	-	-	0	0	-%
Larceny & Auto Burglary	-	-	-	1	0	0	-%
Auto Theft	-	-	-	-	0	0	-%
Arson	-	-	-	-	0	0	-%
<b>Property Crime Subtotal</b>	<b>0</b>	<b>0</b>	<b>0</b>	<b>1</b>	<b>0</b>	<b>0</b>	<b>-%</b>
<b>TOTAL</b>	<b>0</b>	<b>0</b>	<b>0</b>	<b>2</b>	<b>1</b>	<b>2</b>	<b>+100%</b>

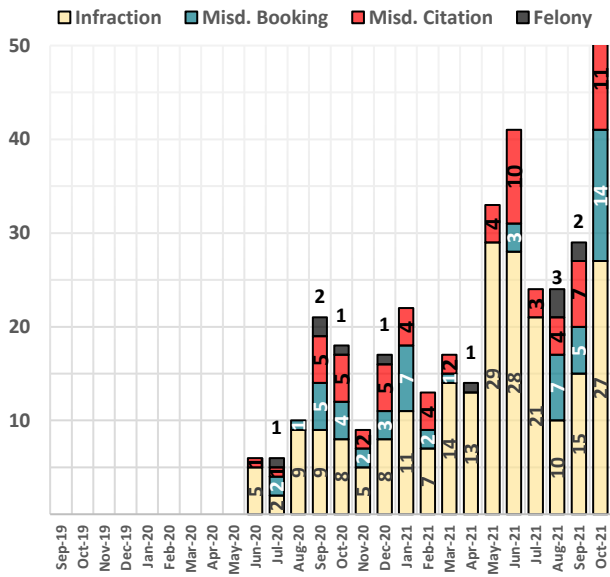
## SANTA CLARA ELECTRONIC THEFT



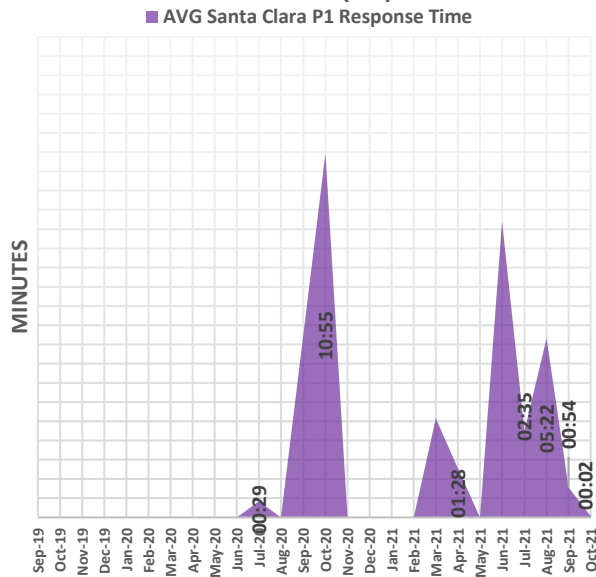
## SCC OFFICER-INITIATED INCIDENTS



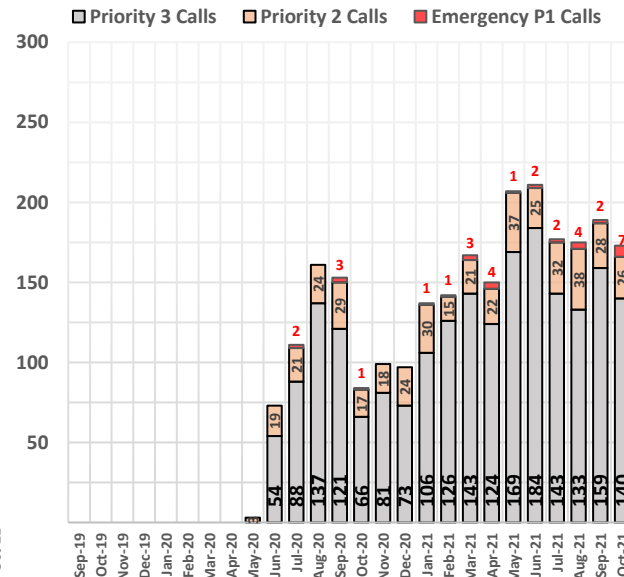
## SCC ARRESTS & CITATIONS



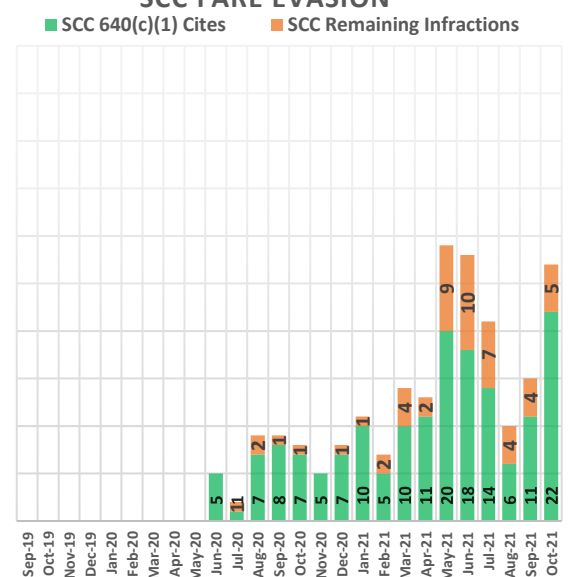
## RESPONSE TIME (P1) AVG



## SCC PRIORITY 1 - 3 CALLS



## SCC FARE EVASION



**Preface:** The data is retrieved from the BART Police Database and remains unaudited until corrections. Numbers may differ from the reported data in the Uniform Crime Reporting (UCR) program.

Late reporting, the reclassification or unbounding of crimes, can affect crime statistics. Overtime costs are projected numbers. Information provided on the reports are subject to change.



## Bay Area Rapid Transit Police Department

101 8th St, Oakland, CA, 94607 (510) 464-7000 [www.bart.gov/police](http://www.bart.gov/police)

October 2021 Performance Measurement Review - **Systemwide**

### BART PD Uses of Force

Use of Force Incidents	Jan	Feb	Mar	Apr	May	Jun	Jul	Aug	Sep	Oct	Nov	Dec	Total
2021 CY	25	13	23	17	23	16	16	8	24	24			189
2020 CY	20	22	13	15	19	10	13	11	14	18	13	19	187
2019 CY	25	20	17	31	20	19	27	25	23	17	14	26	264
2021 YTD	25	38	61	78	101	117	133	141	165	189			
2020 YTD	20	42	55	70	89	99	112	123	137	155	168	187	
2019 YTD	25	45	62	93	113	132	159	184	207	224	238	264	

### BART PD Dispatch Communications Center

Dispatch Center Calls	Jan	Feb	Mar	Apr	May	Jun	Jul	Aug	Sep	Oct	Nov	Dec	Total
2021 Calls for Service	5,966	5,076	5,827	5,706	5,756	5,491	6,017	5,807	6,530	7,031			59,207
2021 Priority 1 Calls	96	84	104	88	111	115	108	112	101	137			1,056
2021 Medical Emergencies	266	191	193	193	197	181	209	195	228	232			2,085
2021 Avg P1 Response Time	03:29	02:26	04:10	04:19	03:46	03:50	02:54	03:52	03:50	03:25			03:36
2020 Calls for Service	7,470	6,753	6,086	4,242	5,583	4,770	5,319	6,008	5,715	5,835	5,678	5,499	68,958
2020 Priority 1 Calls	191	167	138	96	97	121	113	104	110	110	116	82	1,445
2020 Medical Emergencies	306	295	273	173	168	166	176	156	154	125	160	178	2,330
2020 Avg P1 Response Time	04:02	04:12	03:20	03:15	03:13	04:43	05:05	03:53	04:01	03:44	04:54	04:08	04:02
2019 Calls for Service	7,523	7,785	7,829	7,698	7,449	6,676	6,746	7,182	6,770	7,138	6,301	7,643	86,740
2019 Priority 1 Calls	203	181	202	204	202	213	205	199	222	205	192	192	2,420
2019 Medical Emergencies	361	310	370	321	396	360	318	323	339	329	329	381	4,137
2019 Avg P1 Response Time	05:16	05:10	04:49	04:40	03:52	06:17	04:38	06:45	05:34	05:30	04:57	03:47	05:06



## Bay Area Rapid Transit Police Department

101 8th St, Oakland, CA, 94607 (510) 464-7000 [www.bart.gov/police](http://www.bart.gov/police)

October 2021 Performance Measurement Review - **Systemwide**

BART PD Enforcement Contacts													
Felony Arrests	Jan	Feb	Mar	Apr	May	Jun	Jul	Aug	Sep	Oct	Nov	Dec	Total
2021 Felony Arrest	20	18	7	10	6	20	10	19	30	34			174
2020 Felony Arrest	53	23	25	21	23	28	25	21	37	22	29	20	327
2019 Felony Arrest	47	71	50	43	35	26	34	43	38	26	35	22	470
2021 Felony Arrest YTD	20	38	45	55	61	81	91	110	140	174			
2020 Felony Arrest YTD	53	76	101	122	145	173	198	219	256	278	307	327	
2019 Felony Arrest YTD	47	118	168	211	246	272	306	349	387	413	448	470	
Misdemeanor Arrests	Jan	Feb	Mar	Apr	May	Jun	Jul	Aug	Sep	Oct	Nov	Dec	Total
2021 Misd. Arrest	82	87	37	41	36	38	39	85	105	158			708
2020 Misd. Arrest	124	101	102	81	114	74	97	95	126	91	88	80	1,173
2019 Misd. Arrest	100	115	108	117	127	101	108	119	91	116	89	119	1,310
2021 Misd. Arrest YTD	82	169	206	247	283	321	360	445	550	708			
2020 Misd. Arrest YTD	124	225	327	408	522	596	693	788	914	1,005	1,093	1,173	
2019 Misd. Arrest YTD	100	215	323	440	567	668	776	895	986	1,102	1,191	1,310	
Cite & Releases	Jan	Feb	Mar	Apr	May	Jun	Jul	Aug	Sep	Oct	Nov	Dec	Total
2021 Cite & Release	52	68	81	71	67	68	69	57	62	85			680
2020 Cite & Release	99	63	87	105	120	59	79	74	110	78	44	62	980
2019 Cite & Release	107	138	112	83	64	72	62	74	47	81	52	83	975
2021 Cite & Release YTD	52	120	201	272	339	407	476	533	595	680			
2020 Cite & Release YTD	99	162	249	354	474	533	612	686	796	874	918	980	
2019 Cite & Release YTD	107	245	357	440	504	576	638	712	759	840	892	975	
Field Interviews	Jan	Feb	Mar	Apr	May	Jun	Jul	Aug	Sep	Oct	Nov	Dec	Total
2021 Field Interview	809	661	781	767	747	681	810	695	941	994			7,886
2020 Field Interview	719	787	585	346	665	464	538	766	696	629	663	603	7,461
2019 Field Interview	841	1,011	868	945	765	571	608	714	696	810	561	699	9,089
2021 Field Interview YTD	809	1,470	2,251	3,018	3,765	4,446	5,256	5,951	6,892	7,886			
2020 Field Interview YTD	719	1,506	2,091	2,437	3,102	3,566	4,104	4,870	5,566	6,195	6,858	7,461	
2019 Field Interview YTD	841	1,852	2,720	3,665	4,430	5,001	5,609	6,323	7,019	7,829	8,390	9,089	
Combined Contacts	Jan	Feb	Mar	Apr	May	Jun	Jul	Aug	Sep	Oct	Nov	Dec	Total
2021 Monthly Enf. Contacts	963	834	906	889	856	807	928	856	1,138	1,271			9,448
2020 Monthly Enf. Contacts	995	974	799	553	922	625	739	956	969	820	824	765	9,941
2019 Monthly Enf. Contacts	1,095	1,335	1,138	1,188	991	770	812	950	872	1,033	737	923	11,844
2021 Enf. Contacts YTD	963	1,797	2,703	3,592	4,448	5,255	6,183	7,039	8,177	9,448			
2020 Enf. Contacts YTD	995	1,969	2,768	3,321	4,243	4,868	5,607	6,563	7,532	8,352	9,176	9,941	
2019 Enf. Contacts YTD	1,095	2,430	3,568	4,756	5,747	6,517	7,329	8,279	9,151	10,184	10,921	11,844	



## Bay Area Rapid Transit Police Department

101 8th St, Oakland, CA, 94607 (510) 464-7000 [www.bart.gov/police](http://www.bart.gov/police)

October 2021 Performance Measurement Review - **Systemwide**

### BART PD Warrant Arrests

Warrant Arrests	Jan	Feb	Mar	Apr	May	Jun	Jul	Aug	Sep	Oct	Nov	Dec	Total
2021 BART Felony	1	1	0	0	1	1	1	1	2	0			8
2021 BART Misdemeanor	7	9	5	0	2	3	5	4	15	6			56
2021 Outside Felony	38	38	17	19	18	17	20	39	72	48			326
2021 Outside Misdemeanor	56	45	21	15	26	40	27	63	125	108			526
2021 Monthly Total	102	93	43	34	47	61	53	107	214	162			916
2021 YTD Total	102	195	238	272	319	380	433	540	754	916			
2020 BART Felony	0	1	0	1	1	1	2	2	0	3	2	1	14
2020 BART Misdemeanor	4	4	1	0	1	2	0	4	2	2	2	1	23
2020 Outside Felony	21	27	18	7	21	15	37	29	34	33	38	35	315
2020 Outside Misdemeanor	75	54	37	9	30	29	23	33	42	33	34	33	432
2020 Monthly Total	100	86	56	17	53	47	62	68	78	71	76	70	784
2020 YTD Total	100	186	242	259	312	359	421	489	567	638	714	784	
2019 BART Felony	2	2	1	2	1	1	1	0	0	3	0	0	13
2019 BART Misdemeanor	2	13	3	5	0	3	7	10	2	2	3	7	57
2019 Outside Felony	20	37	27	19	16	14	29	15	17	25	25	20	264
2019 Outside Misdemeanor	72	76	87	75	61	43	60	55	66	71	86	64	816
2019 Monthly Total	96	128	118	101	78	61	97	80	85	101	114	91	1,150
2019 YTD Total	96	224	342	443	521	582	679	759	844	945	1,059	1,150	

**Internal Affairs Division Acronyms**

Admin: Administrative

OIPA Investigation: Office of the Independent Police Auditor is conducting the investigation

S.R.: Supervisor Referral

Tolled: Internal Affairs Investigation is on hold (paused)

**Allegation Types**

Arrest or Detention

BBP: Bias Based Policing

CUBO: Conduct Unbecoming an Officer

Courtesy

Force

POD: Performance of Duty

Policy Complaint

Policy/Procedure

Racial Animus

Reporting Misconduct

Search or Seizure

Service Review

Supervision

Truthfulness

Workplace Discrimination/Harassment

## BART Police Department - Office of Internal Affairs

### Investigation Log

IA#:	DATE OCC'D	DATE REC'D	ALLEGATION	MISC	INVESTIGATOR	STATUS	5 Month Date	Due Date
IA2018-001	1/3/2018	1/3/2018	Force (OIS)		Lt. Salas	Tolled	6/4/2018	
IA2018-060	7/22/2018	7/23/2018	Service Review		Lt. Salas	Tolled	12/23/2018	
IA2020-017	2/15/2020	2/15/2020	Force		Sgt. Spears	Tolled	7/16/2020	2/15/2021
IA2020-057	8/12/2020	8/27/2020	CUBO	Retained By OIPA #20-22	OIPA	In Progress	1/26/2021	8/27/2021
IA2020-085	11/27/2020	11/30/2020	CUBO, Axon	Inquiry	Lt. Salas	In Progress	5/1/2021	11/30/2021
IA2020-087			Opened case to obtain police report from another agency	Inquiry	Lt. Salas			12/31/1900
IA2021-003	9/11/2019	1/7/2021	Force Axon		Sgt. Turner	In Progress	6/8/2021	1/7/2022
IA2021-004	1/5/2021	1/5/2021	Force		Sgt. Spears	In Progress	6/6/2021	1/5/2022
IA2021-005	1/20/2021	1/22/2021	POD, CUBO, BBP		Sgt. Turner	In Progress	6/6/2021	1/22/2022
IA2021-006	1/20/2021	1/20/2021	Force, CUBO, BBP		Sgt. Turner	In Progress	6/21/2021	1/20/2022
IA2021-007	1/26/2021	1/26/2021	Force, Arrest/Detention	OIPA Intake #21-02	Sgt. Spears	In Progress	6/27/2021	1/26/2022
IA2021-008	1/8/2021	1/11/2021	Unk	Admin Closure	Sgt. Turner	In Progress	6/12/2021	1/11/2022

IA2021-009	1/13/2021	2/4/2021	Force		Sgt. Spears	In Progress	7/6/2021	2/4/2022
IA2021-010	2/14/2021	2/16/2021	Force		Sgt. Spears	In Progress	7/16/2021	2/16/2022
IA2021-011	2/14/2021	2/14/2021	POD	Admin Closure	Sgt. Turner	In Progress	7/16/2021	2/14/2022
IA2021-012	2/17/2021	2/17/2021	Force, CUBO, BBP		Sgt. Spears	In Progress	7/19/2021	2/17/2022
IA2021-013	2/16/2021	2/16/2021	Force		Sgt. Turner	In Progress	7/18/2021	2/16/2022
IA2021-014	2/25/2021	3/1/2021	Force		Sgt. Spears	In Progress	7/31/2021	3/1/2022
IA2021-015	3/1/2021	3/1/2021	BBP		Sgt. Spears	In Progress	8/1/2021	3/1/2022
IA2021-017	3/14/2021	3/14/2021	Force		Sgt. Spears	In Progress	3/16/2021	3/14/2022
IA2021-018	3/16/2021	3/16/2021	Force	Possible Clear by video	Sgt. Turner	In Progress	8/15/2021	3/16/2022
IA2021-020	3/30/2021	4/1/2021	Force		Sgt. Spears	In Progress	8/29/2021	4/1/2022
IA2021-021	4/1/2021	4/1/2021	Force		Sgt. Turner	In Progress	8/31/2021	4/1/2022
IA2021-022	4/2/2021	4/2/2021	POD		Sgt. Turner	In Progress	9/1/2021	4/2/2022
IA2021-024	4/3/2021	4/3/2021	Bias Based Policing		Sgt. Spears	In Progress	9/2/2021	4/3/2022
IA2021-026	4/6/2021	4/8/2021	BBP, POD		Sgt. Turner	In Progress	9/7/2021	4/8/2022



IA2021-027	3/3/2021	4/6/2021	POD, Arrest/Detention	Retained By OIPA #21-04	OIPA	In Progress	9/5/2021	4/6/2022
IA2021-028	4/13/2021	4/13/2021	CUBO	Possible Admin Closure	Sgt. Spears	In Progress	9/12/2021	4/13/2022
IA2021-029	4/15/2021	4/15/2021	POD	Possible Admin Closure	Sgt. Turner	In Progress	9/14/2021	4/15/2022
IA2021-030	4/14/2021	4/16/2021	Arrest/Detention, POD, CUBO, BBP	Retained By OIPA #21-06	OIPA	In Progress	9/15/2021	4/16/2022
IA2021-031	4/17/2021	4/19/2021	Arrest/Detention, BBP, CUBO	Retained By OIPA #21-07	OIPA	In Progress	9/18/2021	4/19/2022
IA2021-032	4/19/2021	4/19/2021	POD		Lt. Salas	In Progress	9/18/2021	4/19/2022
IA2021-033					Lt. Salas	In Progress	9/20/2021	12/31/1900
IA2021-034		4/22/2021	CUBO		Sgt. Turner	In Progress	9/21/2021	4/22/2022
IA2021-035	4/29/2021	5/6/2021	Force, CUBO		Sgt. Spears	In Progress	10/5/2021	5/6/2022
IA2021-036	6/4/2021	6/4/2021	POD		Sgt. Turner	In Progress	11/3/2021	6/4/2022
IA2021-037	1/24/2021	5/11/2021	POD	Admin Closure	Lt. Salas	In Progress	10/10/2021	5/11/2022
IA2021-038	4/4/2021	5/13/2021	Arrest/Detention, CUBO		Sgt. Spears	In Progress	10/17/2021	5/13/2022
IA2021-040	6/11/2021	6/11/2021	Force, CUBO		Sgt. Turner	In Progress	11/10/2021	6/11/2022
IA2021-042	5/23/2021	5/23/2021	BBP, CUBO		Sgt. Spears	In Progress	10/22/2021	5/23/2022

IA2021-043	5/23/2021	5/26/2021	Force, Arrest/Detention	Retained by OIPA #21-10	OIPA	In Progress	10/25/2021	5/26/2022
IA2021-044	5/28/2021	5/28/2021	Bias Based Policing		Sgt. Spears	Tolled	10/27/2021	5/28/2022
IA2021-045	6/12/2021	6/12/2021	CUBO		Sgt. Turner	In Progress	11/11/2021	6/12/2022
IA2021-046	6/19/2021	6/22/2021	Force, BBP	Retained by OIPA #21-15	OIPA	In Progress	11/21/2021	6/22/2022
IA2021-047	6/16/2021	6/22/2021	CUBO, Policy/Procedure		Sgt. Spears	In Progress	11/21/2021	6/22/2022
IA2021-048	2/1/2021	7/1/2021	Arrest/Detention Force/POD(Sup)		Sgt. Turner	In Progress	11/30/2021	7/1/2022
IA2021-049	5/19/2021	7/5/2021	Force		Sgt. Spears	In Progress	12/4/2021	7/5/2022
IA2021-050	7/4/2021	7/5/2021	Policy/Procedure, BBP, Arrest/Detention		Sgt. Spears	In Progress	12/4/2021	7/5/2022
IA2021-053	7/16/2021	7/16/2021	Force		Sgt. Turner	In Progress	12/15/2021	7/16/2022
IA2021-054	7/19/2021	7/19/2021	POD		Sgt. Turner	In Progress	12/18/2021	7/19/2022
IA2021-055	7/21/2021	7/21/2021	CUBO		Sgt. Turner	In Progress	12/20/2021	7/21/2022
IA2021-056	7/18/2021	7/27/2021	Force/ Arrest & Detention		Sgt. Spears	In Progress	12/26/2021	7/27/2022
IA2021-057	7/28/2021	7/28/2021	Bias Based Policing		Sgt. Spears	In Progress	12/27/2021	7/28/2022

IA2021-058	7/16/2021	8/2/2021	Force, BBP, POD, CUBO		Sgt. Turner	Tolled	1/1/2022	8/2/2022
IA2021-059	8/16/2021	8/16/2021	Force		Sgt. Turner	In Progress	1/15/2022	8/16/2022
IA2021-060	8/14/2021	8/14/2021	Force, CUBO		Sgt. Turner	In Progress	1/13/2022	8/14/2022
IA2021-061	8/19/2021	8/19/2021	CUBO		Sgt. Spears	In Progress	1/18/2022	8/19/2022
IA2021-062	4/6/2021	9/2/2021	Force, POD		Sgt. Turner	In Progress	2/1/2022	9/2/2022
IA2021-063	9/16/2021	9/16/2021	Force		Sgt. Turner	In Progress	2/15/2022	9/16/2022
IA2021-064	9/16/2021	9/20/2021	Force		Sgt. Turner	In Progress	2/19/2022	9/20/2022
IA2021-065	9/15/2021	9/20/2021	Force		Sgt. Spears	In Progress	2/19/2022	9/20/2022
IA2021-066	9/22/2021	9/22/2021	Bias-Based Policing	clear by video request sent to oipa on 11/1/21	Sgt. Spears	Pending Approval	2/21/2022	9/22/2022
IA2021-067	9/22/2021	9/22/2021	Bias-Based Policing		Sgt. Turner	In Progress	2/21/2022	9/22/2022
IA2021-068	9/12/2021	9/14/2021	CUBO		Sgt. Spears	In Progress	3/1/2022	9/14/2022
IA2021-069	9/23/2021	9/27/2021	Bias-Based Policing		Sgt. Spears	In Progress	3/1/2022	9/27/2022
IA2021-070	9/24/2021	9/24/2021	Force		Sgt. Turner	In Progress	2/23/2021	9/24/2022

IA2021-071	2/11/2019	9/28/2021	Force, BBP, Supervision, CUBO, Policy/Procedure	Retained by OIPA #21-18	OIPA	In Progress	2/27/2022	9/28/2022
IA2021-072	10/3/2021	10/4/2021	CUBO	SR	Sgt. Spears	In Progress	3/5/2022	10/4/2022
IA2021-073	3/29/2021	10/4/2021	Force		Sgt. Spears	In Progress	3/5/2022	10/4/2022
IA2021-074	9/25/2021	10/1/2021	Force, Arrest/Detention, Policy/Procedure	Retained by OIPA #21-19	OIPA	In Progress	3/2/2022	10/1/2022
IA2021-075	10/11/2021	10/12/2021	BBP, CUBO		Sgt. Turner	In Progress	3/14/2022	10/12/2022
IA2021-076	10/13/2021	10/13/2021	Force		Sgt. Turner	In Progress	3/14/2022	10/13/2022
IA2021-077	10/8/2021	10/12/2021	Bias Based Policing		Sgt. Turner	In Progress	3/13/2021	10/12/2022
IA2021-078	10/15/2021	10/15/2021	BBP, CUBO		Sgt. Turner	In Progress	3/16/2021	10/15/2022
IA2021-079	10/11/2021	10/13/2021	Arrest/Detention		Sgt. Spears	In Progress	3/22/2022	10/13/2022
IA2021-080	10/14/2021	10/20/2021	CUBO		Sgt. Spears	In Progress	3/22/2022	10/20/2022
IA2021-081	12/31/2019	10/13/2021	Force		Sgt. Turner	Tolled	3/14/2022	10/13/2022
IA2021-082	10/20/2021	10/20/2021	TBD	Inquiry	Sgt. Spears	In Progress	3/22/2021	10/20/2022
IA2021-083	10/15/2021	10/15/2021	Force		Sgt. Spears	In Progress	3/16/2021	10/15/2022
IA2021-084	10/21/2021	10/21/2021	POD		Sgt. Turner	In Progress	3/22/2022	10/21/2022

IA2021-085	10/26/2021	10/26/2021	Force, BBP Arrest/Detention		Sgt. Spears	In Progress	3/27/2022	10/26/2022
IA2021-086	10/27/2021	11/1/2021	Force	Retained by OIPA #21-24	OIPA	In Progress	4/2/2022	11/1/2022
IA2021-087		11/1/2021	POD, Truthfulness, Policy/Procedure, CUBO		Sgt. Turner	In Progress	4/2/2022	11/1/2022
IA2021-088	10/31/2021	10/31/2021	Force		Sgt. Spears	In Progress	4/1/2022	10/31/2022
IA2021-089	11/1/2021	11/1/2021	Force		Sgt. Spears	In Progress	4/2/2022	11/1/2022

# BART Watch - 2021

	Jan	Feb	Mar	Apr	May	Jun	Jul	Aug	Sep	Oct	Nov	Dec	YTD
Crime in Progress	7	14	11	14	15	7	20	14	27	26			155
Disruptive Behavior	163	183	213	183	195	172	212	206	256	248			2,031
Drug Use	61	62	85	99	98	101	79	97	89	142			913
Human Trafficking	0	1	1	1	1	0	0	0	1	0			5
Illegally Parked Vehicle	1	1	1	1	1	3	1	4	5	3			21
Aggressive Panhandling	4	9	4	13	6	1	11	6	7	7			68
Report a Crime Tip	5	9	6	13	10	7	9	9	15	18			101
Robbery/Theft	4	4	5	4	1	6	3	5	10	8			50
Sexual Assault/Lewd Behavior	5	2	3	3	3	1	2	3	8	3			33
Suspicious Activity	26	30	28	16	32	28	35	35	32	29			291
Unattended Bag or Package	4	4	5	9	2	11	7	13	17	14			86
Unsecure Door	2	2	1	1	2	6	2	4	6	3			29
Vandalism	9	12	12	24	19	15	19	21	26	29			186
Welfare Check	28	35	46	38	49	53	52	57	59	57			474
Unwanted Sex Harassment	0	0	0	3	2	3	5	1	3	0			17
<b>Total</b>	<b>319</b>	<b>368</b>	<b>421</b>	<b>422</b>	<b>436</b>	<b>414</b>	<b>457</b>	<b>475</b>	<b>561</b>	<b>587</b>			<b>4,460</b>
Text-a-Tip	1031	913	965	976	1125	883	1296	1137	1491	1520			11,337

Total Downloads:

**95,513**