

BART Police Internal Affairs

2014

This report contains statistical data compiled by the BART Police Office of Internal Affairs, addressing the number and nature of misconduct allegations resulting from Citizen Complaints and Administrative Investigations. Additionally, the report enumerates use of force statistics.

Annual Report

Internal Affairs Overview

The BART Police Office of Internal Affairs received 144 issues of concern from citizens with regards to police conduct during 2014.

- Of the 144 issues, 103 were reported and investigated as Formal Complaints.
- The remaining 41 issues were reported as Informal Complaints and were addressed through Supervisory Referrals.

There were sixteen (16) Administrative Investigations completed by the Office of Internal Affairs.

Total Incidents:

Incident Type	Count	Percent of Total
Formal Complaints	103	64%
Informal Complaints	41	26%
Administrative Investigations	16	10%
TOTAL	160	

The 103 Formal Complaints contained allegations against 95 police employees. Of these employees, 37 were named in more than one complaint.

Complaints received by individual employees:

Complaints per Officer	Number of Employees
1 Complaint	58 employees
2 Complaints	26 employees
3 Complaints	8 employees
4 Complaints	2 employees
6 Complaints	1 employee

BART Police Office of Internal Affairs, 2014 Annual Report

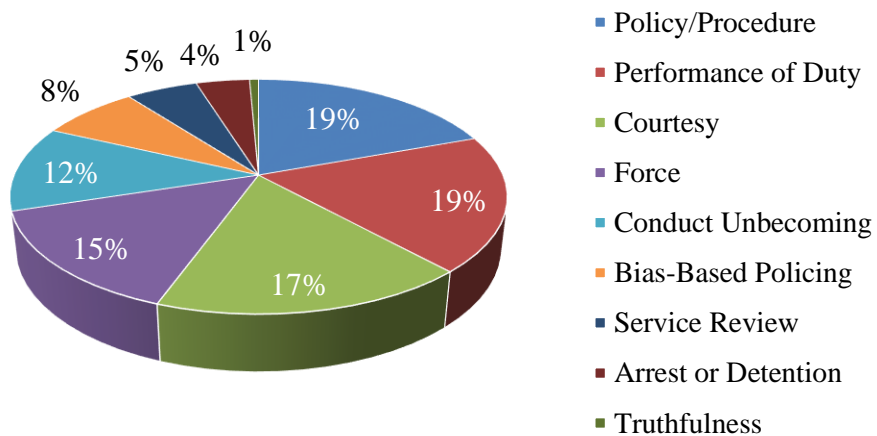
Allegations Made by Citizens:

Each incident is categorized by a primary allegation which is considered to be the most serious and/or significant allegation made against the officer. Sustained allegations are considered to be the primary allegation over non-sustained allegations.

The following data quantifies the primary allegations from citizens in 2014:

Allegation Classification	Number of Incidents
Policy/Procedure	28
Performance of Duty	27
Courtesy	25
Force	21
Conduct Unbecoming	17
Bias-Based Policing	11
Service Review	8
Arrest or Detention	6
Truthfulness	1
Total Incidents	144

Formal and Informal Citizen Complaints:
Primary Allegations

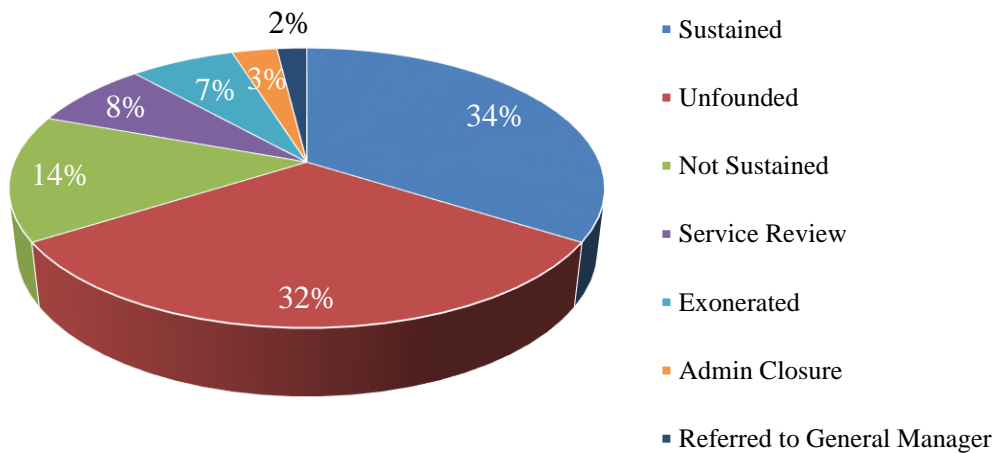


Dispositions of Formal Complaint Primary Allegations:

Allegation Classification	Sustained	Not Sustained	Exonerated	Unfounded	Admin Closure	Service Review	Referred to General Manager
Arrest/Detention	0	0	3	1	1	0	0
Bias-Based Policing	0	5	0	6	0	0	0
Conduct Unbecoming	3	2	0	5	1	0	0
Courtesy	2	3	0	1	0	0	0
Force	1	1	2	17	0	0	0
Performance of Duty	9	3	2	3	1	0	1
Policy/Procedure	19	1	0	0	0	0	1
Service Review	0	0	0	0	0	8	0
Truthfulness	1	0	0	0	0	0	0
Totals	35	15	7	33	3	8	2

*A sustained allegation of Performance of Duty or Policy/Procedure may not have been part of the original complaint, but was added later as an administrative allegation.

Dispositions of Formal Citizen Complaints:
Primary Allegations



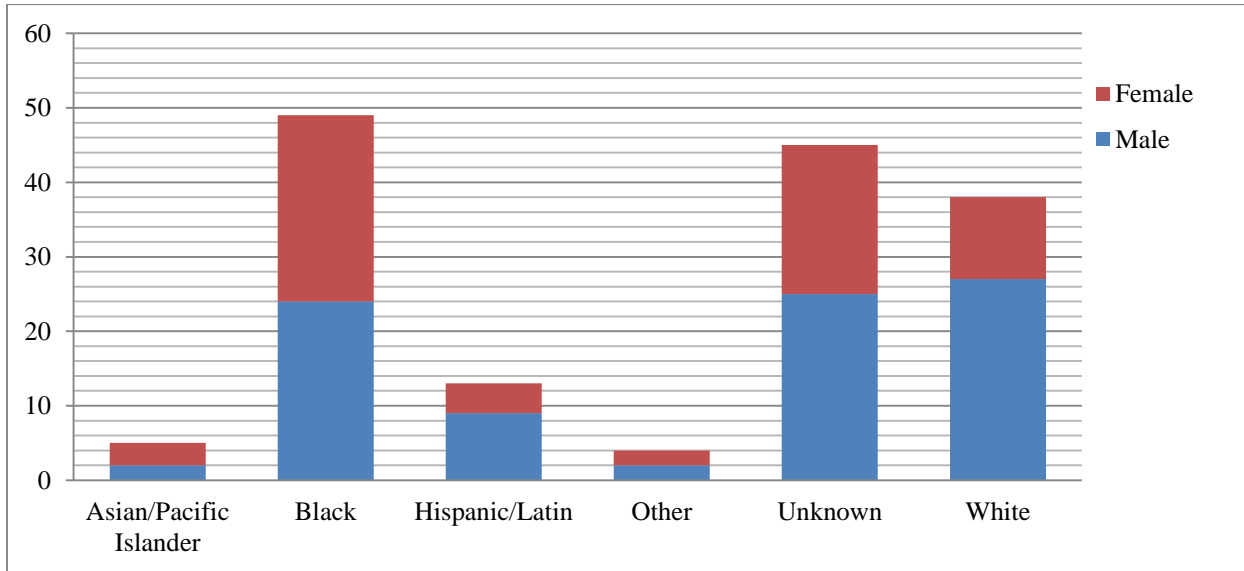
BART Police Office of Internal Affairs, 2014 Annual Report

Dispositions of Inclusive Allegations from Citizen Complaints:

Allegation Classifications	Finding	Count
Arrest/Detention	Exonerated	37
	Unfounded	3
	Supervisory Referral	1
	Total	41
Bias-Based Policing	Not Sustained	5
	Unfounded	28
	Total	33
Conduct Unbecoming	Not Sustained	11
	Sustained	5
	Unfounded	29
	Supervisor Referral	4
	Total	
Courtesy	Not Sustained	9
	Sustained	2
	Unfounded	10
	Supervisor Referral	17
	Total	38
Force	Exonerated	32
	Not Sustained	8
	Sustained	1
	Unfounded	39
	Total	80
Performance of Duty	Exonerated	19
	Not Sustained	4
	Sustained	13
	Unfounded	9
	Supervisor Referral	6
	Total	51
Policy/Procedure	Exonerated	12
	Not Sustained	11
	Sustained	31
	Unfounded	11
	Supervisor Referral	5
	Total	70
Search or Seizure	Exonerated	5
	Unfounded	1
	Total	6
Supervision	Exonerated	4
	Sustained	1
	Total	5
Truthfulness	Not Sustained	1
	Sustained	1
	Total	2

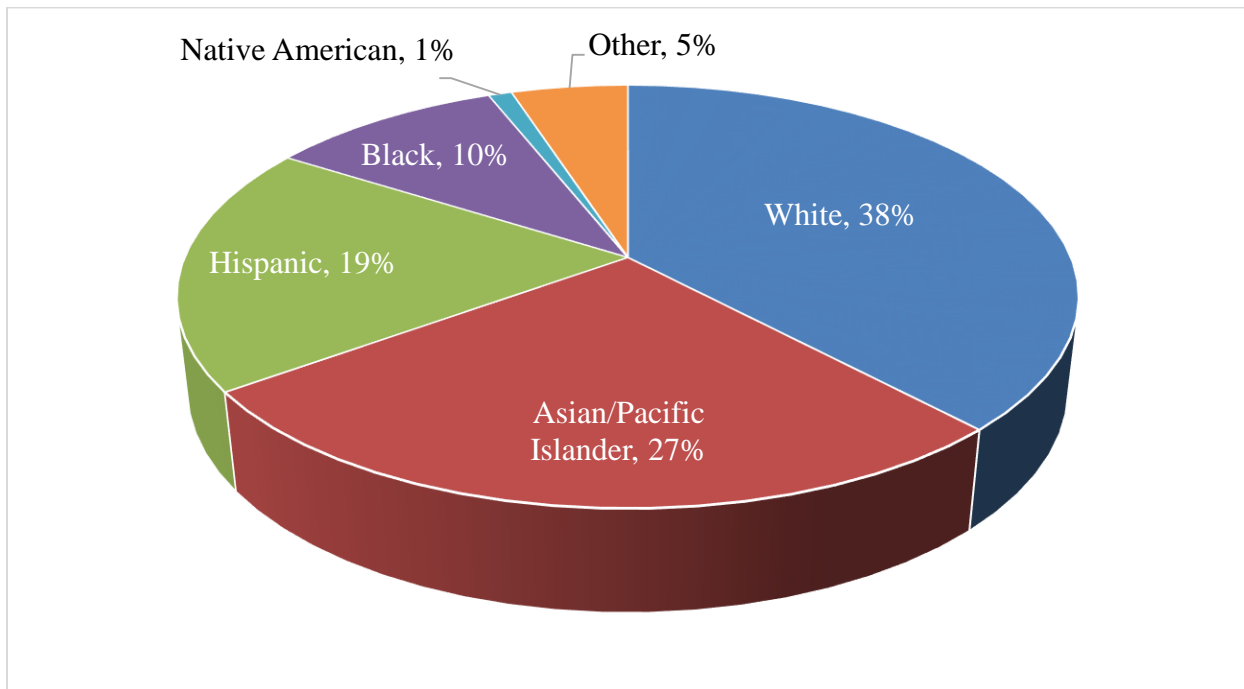
*When a complaint involves more than one officer, the finding for each officer contributes to the above.

Citizen Demographics for Formal and Informal Complaints:



*The above chart includes both complainants and witnesses.

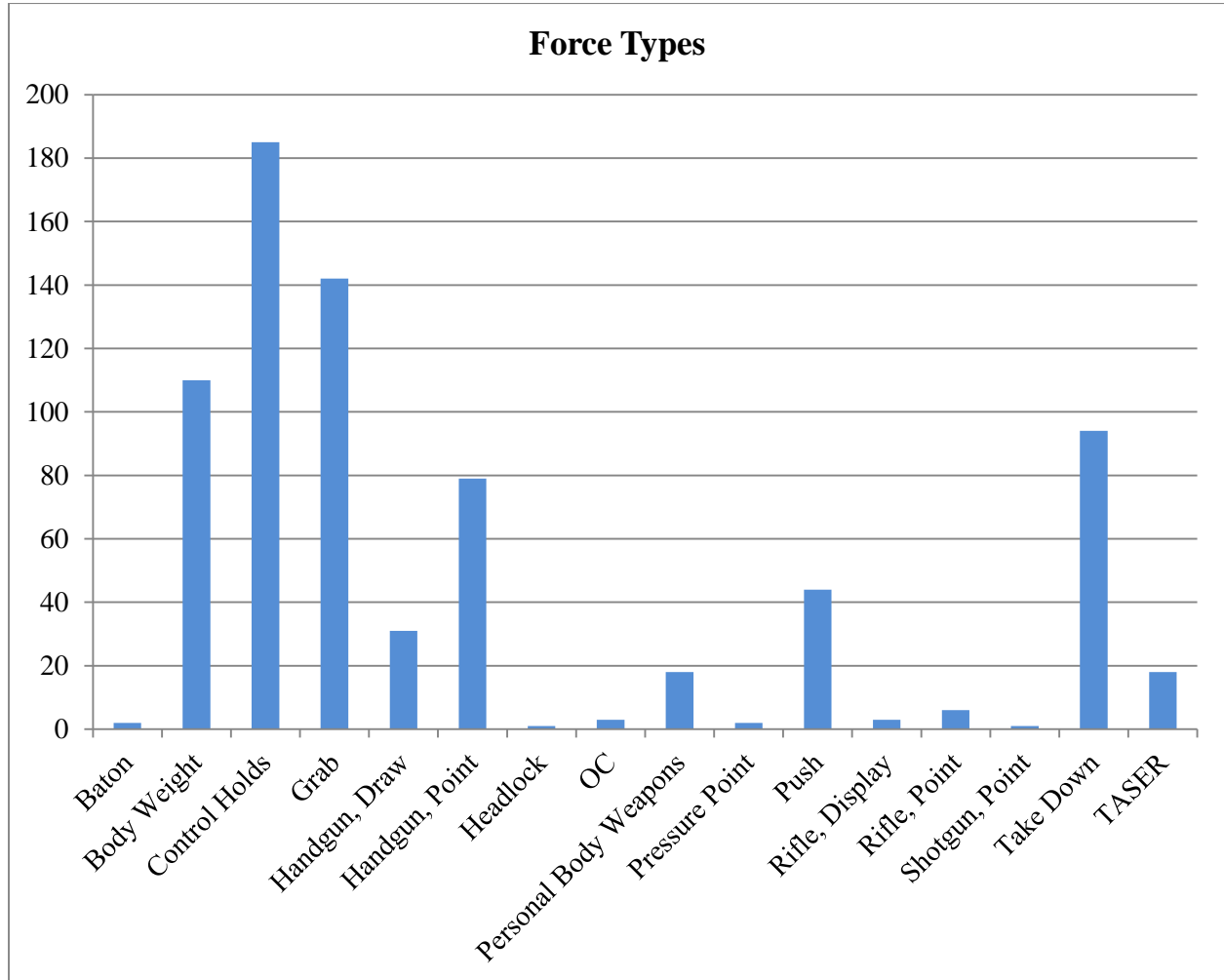
Demographics of BART Ridership:



*Data taken from BART 2014 Customer Satisfaction Survey.

Use of Force

Types of Force Used:



*There were 256 incidents where force was used; however, some incidents involved the use of multiple force types.